

From,

Roopali Singh
Judicial Magistrate Ist,
Gonda.

To,

Chief Medical Officer (CMO)
Gonda.

Through,

The District Judge,
Gonda.

Subject- Regarding for issuance of Assessment Report in compliance with Hon'ble High Court Letter No. 94/Admin.(Services)/2024; Dated: February 19, 2024 in the Prescribed Proforma Before 24-02-2024.

Madam /Sir,

With due reverence it is submitted that I Roopali Singh (ID-UP3360) Currently posted as Judicial Magistrate Ist, Gonda and My husband Sri Rohit Soni (ID-UP3783) Currently posted as, Nyayadhikari, Gram Nyayalaya-Tarabganj, Gonda.

It is further respectfully submitted that I have gone through open-heart surgery operation in Dr. Ram Manohar Lohia Hospital, New Delhi to treat Atrial Septal Defect (ASD). As a precaution, I visit hospital regularly for follow up medical check-up. Currently I am pregnant require additional medical attention and specialized care.

It is not convenient for me to get my medical check-up done, as distance between Gonda to Dr. Ram Manohar Lohia Hospital, New Delhi is around 650 kilometers.

In my Transfer Application to Hon'ble High Court, I requested to transfer us to the districts nearby New Delhi so that I could get my medical treatment done conveniently in case of emergency for higher medical Facility,

Taking aforesaid mentioned facts and reasons into consideration, I request your kindness for issuance of Assessment report in compliance with Hon'ble High Court Letter dated-19.02.2024.


with regards

Dated-21.02.2024

Encl-

1. Medical and pregnancy Papers.
2. Letter dt-19.02.2024 & prescribed proforma.


Yours Sincerely


(Roopali Singh)
ID- UP3360

Judicial Magistrate Ist,
Gonda.

No. 148 Date 21.02.2024

FORWARDED


District Judge, Gonda.
21.02.2024

Proforma-I

Print Key: MzM2MDE5MDIyMDI0MDczNw==

Inter district transfer of Judicial Officer

Remarks/assessment of Chief Medical Officer/Chief Medical Superintendent along with verified/countersigned papers

I, DR. Rashmi Verma [Name] CMO/CMS. D.H. Gonda (U.P.) have perused the documents presented before me by Sri SMT. ROOPALI SINGH (ID No UP3360 Designation Judicial Magistrate, Gonda OR on his behalf by Sri Relation with the officer
..... Phone No.

- I have personally examined Sri/Smt./Sushri. Roopali Singh who is suffering from the disease/syndrome/disability ACHD & Ostium Primum & ASD & Mitral Valve cleft, mild TR, MR (Treated) with Amenorrhoea 16 weeks [Name of the disease] and in my opinion he/she may require frequent hospitalization for treatment/management.
- I also verify that Sri/Smt./Sushri. Roopali Singh is suffering from the disease/syndrome/disability/disorder ACHD & Ostium Primum & ASD & Mitral Valve cleft mild TR, NLR (Treated) with Amenorrhoea 16 weeks [Name of the disease] and this disease is mentioned at paragraph no. 2 of the Annexure-I enclosed herewith.
- In my professional opinion and assessment, I am convinced that the treatment/management of the above-mentioned disease/syndrome/ disability/disorder in paragraph two above is possible ONLY at the districts mentioned by the officer in his/her application submitted to Hon'ble High Court.
- The treatment/management of the above-mentioned disease/syndrome/disability/disorder in paragraph two above is also available at the districts namely Delhi
- I am aware that this document may be presented by the competent authority/applicant for further use by a competent Medical Board.
- This document shall be valid only for .. 24 months only.

Dr. Rashmi Verma
23.2.24
मुख्य चिकित्सा अधिकारी
(C.M.O./C.M.S.)
गोंडा

Name: DR. RASHMI VERMA

ID No.:

Designation: C.M.O. GONDA

Telephone No.

Mobile No. 9005192659

Rupali
23/2/24
(DR. SHAW GUPTA
SR CONSULTANT
DWH, Gonda)

1. Concerned District Judges/Officers in equivalent rank to get these matter expedited from the office of CMO/CMS

2. The CMO/CMS are requested to retain the copy of this documents and documents placed before them for issuance of this document for future reference

प्रेषक,

मुख्य चिकित्सा अधिकारी,
गोण्डा।

सेवा में,

श्रीमती रुपाली सिंह
मा० न्यायिक मजिस्ट्रेट प्रथम
जनपद गोण्डा।

संख्या:-मु०चि०अ०/मेडि०आख्या/2024/ 2099
महोदया,

दिनांक 23 फरवरी 2024

आपके पत्र संख्या:- पत्र संख्या:-148 दिनांक 21.02.2024 के द्वारा इस कार्यालय के पत्र संख्या:-मु०चि०अ०/मेडि०आख्या/2024/2048 दिनांक 22 फरवरी 2022 के द्वारा मुख्य चिकित्सा अधीक्षक, जिला महिला चिकित्सालय गोण्डा से आख्या मांगी गयी थी। आज दिनांक 22.02.2024 को प्राप्त आख्या इस पत्र के साथ संलग्न कर आपके पास आवश्यक कार्यवाही हेतु सादर प्रेषित है।

संलग्नक:-यथोपरि।

भवदीय,

Luenu
23.2.24

मुख्य चिकित्सा अधिकारी,
गोण्डा।



लॉजिक

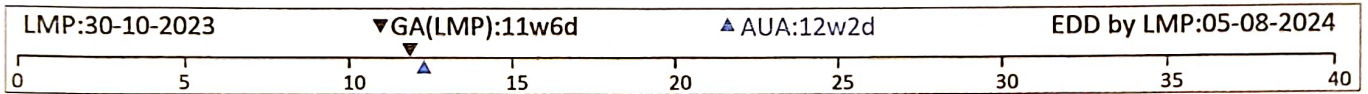
इमेजिंग एवं डायग्नोस्टिक्स
बाई स्पेक्ट्रम मेडीविज़न

लोअर ग्राउण्ड फ्लोर, होटल वाइटस्टोन
लोहिया धर्मशाला के सामने
स्टेशन रोड, गोण्डा-271001

PHONE: +91- 7311189871, 7311189872
EMAIL : logiqbySMPL@gmail.com,
spektrummedivision@gmail.com
WEBSITE : www.smpl.com

Patient Name: ROOPALI SINGH	Date: 21/01/2024
Patient Id: 35627	Age/Sex: 29 Years / FEMALE
Ref Phy: DR. ANJU AGARWAL MS (GONDA)	

OBSTETRIC EARLY DETAILED SCAN



Dating	LMP	GA		EDD
		Weeks	Days	
By LMP	LMP: 30/10/2023	11	6	05/08/2024
By USG		12	2	02/08/2024

AGREED DATING IS (BASED ON LMP)

There is a single gestation sac in uterus with a single fetus within it.
The fetal cardiac activities are well seen.
Placenta is anterior in nature, grade - I maturity.
Amniotic Fluid: Normal SLP :2.6 cm
Internal os is closed and length of cervix is normal.

The embryonal growth parameters are as follow :

	mm	weeks	days
Crown Rump Length	49.6	11	5
Biparietal Diameter	16.8	12	4
Head Circumference	65.2	12	4
Abdominal Circumference	46.9		
Femoral Length	5		
Heart Rate	158 Beats Per Minute.		
The Embryo attains 40 weeks of age on	02/08/2024		
Nuchal Translucency	0.8 mm 14%		
Nasal Bone	Visualized		
Hands, Limbs, Nasal Triangle Integrity, Bladder, Stomach & Umbilical Arteries	Seen		
Ductus Venosus Waveform	Normal waveform Pattern		

Equipped with: •Whole Body CT Scan •Ultrasound •Color Doppler •Echo Cardiography •X-ray
•Pathology •ECG •EEG •PFT •TMT

FOR HOME COLLECTION, PLEASE CALL: +91-7311189871, 7311189872 THIS IS NOT FOR MEDICO-LEGAL PURPOSE

ALL MODERN MACHINES HAVE THEIR OWN LIMITATIONS. IN CASE OF ANY DISCREPANCY, THE PROCEDURE CAN BE REPEATED OR RE-EVALUATED. REPEATED OR RE-EVALUATED IMPRESSION IS A PROFESSIONAL OPINION AND NOT A DIAGNOSIS.

THE JURISDICTION FOR ALL KIND OF DISPUTES RELATED WITH THIS INSTITUTION WILL BE UNDER THE JURISDICTION AREA OF DISTRICT COURT GONDA*





लॉजिक

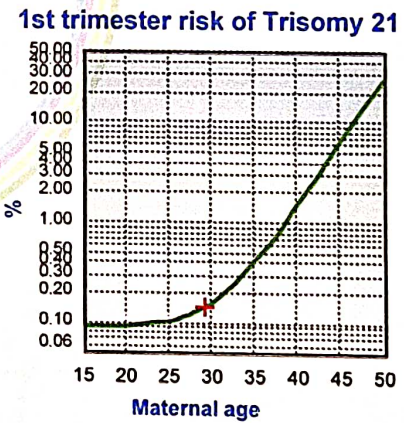
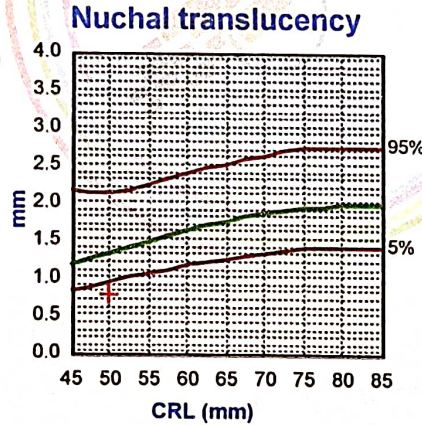
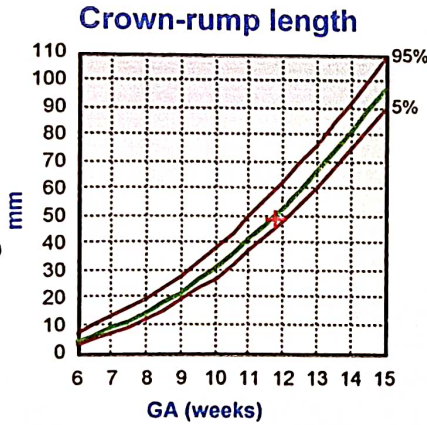
इमेजिंग एवं डायग्नोस्टिक्स
बाई स्पेक्ट्रम मेडीविज़न

लोअर ग्राउण्ड फ्लोर, होटल वाइटस्टोन
लोहिया धर्मशाला के सामने
स्टेशन रोड, गोण्डा-271001

PHONE: +91-7311189871, 7311189872
EMAIL: logiqbySMPL@gmail.com, spektrummedivision@gmail.com
WEBSITE: www.smpl.com

Patient Name: ROOPALI SINGH	Date: 21/01/2024
Patient Id: 35627	Age/Sex: 29 Years / FEMALE
Ref Phy: DR. ANJU AGARWAL MS (GONDA)	

Vessels	S/D	RI	PI	PI Percentile	Remarks
Right Uterine Artery	5.08	0.8	2.02	73.6% + — + ● +	No early Diastolic notch seen
Left Uterine Artery	4.71	0.79	1.96	69.5% + — + ● +	No early Diastolic notch seen
Mean Uterine Artery			1.99	73% + — + ● +	Normal
Ductus venosus	4.54		1.02		PSV= Normal waveform Pattern



First trimester: Pre Ultrasound Maternal age risk for Trisomy21 is 1 in 695

T21 Risk	
From – NT	1 in 4088

Equipped with: •Whole Body CT Scan •Ultrasound •Color Doppler •Echo Cardiography •X-ray
•Pathology •ECG •EEG •PFT •TMT

FOR HOME COLLECTION, PLEASE CALL: +91-7311189871, 7311189872 THIS IS NOT FOR MEDICO-LEGAL PURPOSE

ALL MODERN MACHINES HAVE THEIR OWN LIMITATIONS. IN CASE OF ANY DISCREPANCY, THE PROCEDURE CAN BE REPEATED OR RE-EVALUATED. REPEATED OR RE-EVALUATED IMPRESSION IS A PROFESSIONAL OPINION AND NOT A DIAGNOSIS.

THE JURISDICTION FOR ALL KIND OF DISPUTES RELATED WITH THIS INSTITUTION WILL BE UNDER THE JURISDICTION AREA OF DISTRICT COURT GONDA*





लॉजिक

इमेजिंग एवं डायग्नोस्टिक्स
बाई स्पेक्ट्रम मेडीविज़न

लोअर ग्राउण्ड फ्लोर, होटल वाइटस्टोन
लोहिया धर्मशाला के सामने
स्टेशन रोड, गोण्डा-271001

PHONE: +91- 7311189871, 7311189872
EMAIL : logicbySMPL@gmail.com,
spektrummedivision@gmail.com
WEBSITE : www.smpl.com

Patient Name: ROOPALI SINGH	Date: 21/01/2024
Patient Id: 35627	Age/Sex: 29 Years / FEMALE
Ref Phy: DR. ANJU AGARWAL MS (GONDA)	

CONCLUSION:

- *Single live intrauterine fetus of 12 weeks 2 days.*
- *No evidence of obvious structural anomaly detected at the stage.*
- *Please correlate with dual/triple marker test.*

Suggested Anomaly scan at 19 weeks: 11/03/2024 ± 2 days

Please note that all anomalies can not be detected all the times due to various technical and circumstantial reasons like gestation period, fetal position, quantity of liquor etc. The present study can not completely confirm presence or absence of any or all the congenital anomalies in the fetus which may be detected on post natal period. Growth parameters mentioned herein are based on International Data and may vary from Indian standards. Date of delivery (at 40 weeks) is calculated as per the present sonographic growth of fetus and may not correspond with period of gestation by L.M.P. or by actual date of delivery. As with any other diagnostic modality, the present study should be correlated with clinical features for proper management. Except in cases of Fetal Demise or Missed Abortion, sonography at 20-22 weeks should always be advised for better fetal evaluation and also for base line study for future reference.

I, Dr Shazia Naaz declare that while conducting sonography on ROOPALI SINGH (name of pregnant woman), I have neither detected nor disclosed the sex of the fetus to anybody in any manner.

shazia

Dr Shazia Naaz, MBBS, MD
Radiodiagnosis

✓
21/01/24

Equipped with: •Whole Body CT Scan •Ultrasound •Color Doppler •Echo Cardiography •X-ray
•Pathology •ECG •EEG •PFT •TMT

FOR HOME COLLECTION, PLEASE CALL: +91-7311189871, 7311189872 THIS IS NOT FOR MEDICO-LEGAL PURPOSE

ALL MODERN MACHINES HAVE THEIR OWN LIMITATIONS. IN CASE OF ANY DISCRIPANCY, THE PROCEDURE CAN BE
REPETED OR RE-EVALUATED. REPETED OR RE-EVALUATED IMPRESSION IS A PROFESSIONAL OPINION AND NOT A DIAGNOSIS.

THE JURISDICTION FOR ALL KIND OF DISPUTES RELATED WITH THIS INSTITUTION WILL BE UNDER THE JURISDICTION AREA OF DISTRICT COURT GONDA

