

From,
Amod Kanth
ACJM Nagina, Bijnor
JO Code: UP2245

To,
The Registrar General,
Allahabad High Court,
Prayagraj.

Through: The District Judge, Bijnor.

28-2-2024

Subject: Application for considering transfer station on URGENT MEDICAL CONDITION of father.

Respected Sir,

With regards to subject mentioned above I beg to say that my father, Shri Kaushalendra Yadav, has been diagnosed with CANCER on 20-2-2024, due to which I could not mention his ailment in my previous application for transfer. His medical reports alongwith my affidavit and the certificate of CMO Bijnor has been attached herewith for Hon'ble Court's kind perusal.

Sir, I beg to say that the doctors of Yashoda Hospital Kaushambi and Apollo hospital, New Delhi have advised immediate treatment of the Cancer by Radiation Therapy and Surgery of the affected organs. Sir, it is most respectfully submitted that best treatment by Robotic surgery and Radiation therapy for his ailment is available at Apollo Hospital New Delhi.


Sir, I beg to say that since my father's condition could not be diagnosed earlier, therefore I could not mention his ailment earlier in my application for transfer.

Sir, it is most respectfully submitted that doctors of above named hospitals have advised that with early regular treatment and surgery my father can become healthy again. Sir, my father is required to be taken to hospital on regular basis for many months for his complete treatment.

Sir, due to the above mentioned reasons, it is prayed that if I am posted at any station near Delhi, my father can avail the best treatment of his ailment and can be cured soon effectively. Additionally, my mother is also undergoing her treatment from Yashoda Hospital, Ghaziabad, regarding which I have attached the medical prescriptions earlier.

It is therefore most respectfully prayed that my application be placed before Hon'ble Court for kind consideration and may be allowed on compassionate ground so that my father may avail desired treatment and may be completely cured at early stage. I would be highly obliged.

Soliciting My Lords' kind consideration thanking My Lords in anticipation.


Amod Kanth,
ACJM Nagina, Bijnor,
JO Code: UP2245.


प्रमाण-पत्र

मैं, मुख्य चिकित्साधिकारी बिजनौर, यह प्रमाणित करता हूँ कि मेरे द्वारा श्री आमोद कंठ (आई0डी0 नंबर यूपी 2245, अपर मुख्य न्यायिक मजिस्ट्रेट बिजनौर) के पिताजी श्री कौशलेन्द्र यादव (फोन नंबर 7016846346) के चिकित्सीय प्रपत्रों के आधार पर निम्नलिखित तथ्य पाये गये:-


- 1-श्री कौशलेन्द्र यादव जी के चिकित्सीय प्रपत्रों के आधार पर यह पाया गया कि वे प्रोस्टेट कैंसर से पीडित हैं।
- 2-प्रोस्टेट कैंसर की जांच के संबंध में चिकित्सीय प्रपत्र संलग्न हैं।
- 3-मेरे द्वारा यह प्रमाणित किया जाता है कि उक्त बीमारी का इलाज गाजियाबाद, नोएड एवं दिल्ली में किया जाना संभव है।
- 4-उक्त बीमारी का उपचार शीघ्र किया जाना आवश्यक है जिसके लिए बार बार हास्पिटल ले जाये जाने की आवश्यकता है।
- 5-श्री कौशलेन्द्र यादव जी का इस समय श्री आमोद कंठ द्वारा अपोलो हास्पिटल नई दिल्ली, एवं यशोदा हास्पिटल गाजियाबाद में उपचार कराया जा रहा है जिसमें श्री कौशलेन्द्र यादव जी की शल्य चिकित्सा एवं रेडिएशन थैरपी के लिए अपोलो हास्पिटल नई दिल्ली द्वारा चिकित्सा कराये जाने का कथन एवं चिकित्सीय प्रपत्र श्री आमोद कंठ द्वारा मुझे दिखाये गये।

दिनांक 27/02/2024




मुख्य चिकित्सा अधिकारी
BIJNOR
जनपद बिजनौर।

नाम...श्री. विजय कुमार गोयल
आई0डी0.....
पदनाम...मुख्य चिकित्सा अधिकारी
बिजनौर
फोन नं...935970212।


भुवन कुमार पाण्डेय
कनिष्ठ लिपिक

No... 2522...



छोटा परिवार सुख का आधार आपातकालीन विभाग



पं. दीनदयाल उपाध्याय महिला चिकित्सालय,
बिजनीर

केवल पन्च दिन के लिए मान्य | प्रत्येक परामर्श के पूर्व दिनांक की मुहर अवश्य लगवा लें।

रोगी का नाम Kashish... आयु 65/4 : म०/पु०. M :

Date

27/02/2024

Rx

Bio psy report +

104 kg

PSMA PET SCAN. P.

130/82

Radical Prostatectomy

Radical

Refer to Apollo Hospital
New Delhi

अन्य सुविधायें :

- पैथोलॉजी जाँच का समय प्रातः 8 बजे से 11.00 बजे तक।
 - मोतियाबिन्द का आपरेशन/लेन्स लगाने की निःशुल्क सुविधा कमरा नं.53 में नित्य।
 - गर्भ में भ्रूण का लिंग परीक्षण अपराध है। इसे न करवायें न ही किसी को इसके लिए प्रेरित करें।
- चिकित्सालय परिसर धूम्रपान वर्जित क्षेत्र है। कृपया इसे साफ रखने में सहयोग करें।

25/2/24

Kaushtendra Yadav 62

Elevated PSA

PIRADS 4

Biopsy Gleason 3+4 Gp 2

PSMA PET CT - Organ Confirmed

Discussed in detail :

- Histology
- Scan finding
- Radiotherapy
- Radiotherapy Prostatectomy

Rev in 2025

RS



DISCHARGE SUMMARY: YASHODA SUPERSPECIALITY HOSPITALS

NAME OF PATIENT : MR. KAUSHALENDRA YADAV

REG. NO. : 605228

AGE/SEX : 62 YRS 5 MTHS 11 DAYS/MALE

DOA : 19/02/2024

IP NO. : 24/3949

BED NO. : 2063

DOD : 24/02/2024

ADDRESS : HOUSE NO- 2-A/27 VASUNDHARA GHAZIABAD UTTAR PRADESH INDIA

DOCTOR INCHARGE: DR. KULDEEP AGGARWAL

FINAL DIAGNOSIS : CA PROSTATE

REASON FOR ADMISSION:

62 years old male patient was admitted with complaints of fever since 3 days, increased frequency of urination, raised PSA levels.

ON EXAMINATION:-

Afebrile
PR - 92/min
BP - 116/76mmHg
SPO2 - 98% on room air
RR - 16/min
RBS - 97mg/dl
Chest - B/L AE (+)
CVS - S1S2 (N)
P/A - Soft, BS (+)
CNS - Conscious/ Oriented

COURSE OF STAY IN HOSPITAL: Patient was admitted with above mentioned complaints. MRI Pelvis and TRUS guided biopsy of prostate were done on OPD basis and suggestive of PIRADS - 4 & Acinar Adenocarcinoma. All relevant investigations were done which showed Hb - 12.7, TLC - 9680, ESR - 52, Platelet Count - 2.58, Bilirubin - 0.2, SGOT / SGPT - 37/23, HbA1C - 5.9, Na+/K+ - 136/3.7, PT / INR - 11.5/1, Urea / Creatinine - 136/3.7, Urine R/M Pus cells 20-25, RBC 5-7 and managed accordingly. Urine c/s showed E. coli and treatment modified according to sensitivity. Patient was also examined by Dr. Kunal Das (Gastro) in view of Fibroscan and advise followed. During stay all needful investigation were regularly monitored and managed accordingly. Patient treated conservatively. Patient responded well to given treatment and showed gradual improvement. Patient is further planned for surgical intervention. Now patient is being discharged in stable condition on discharge date 24/2/2024.

IMPORTANT SPECIAL & IMAGING INVESTIGATIONS: All reports attached.

Chest X-Ray (19/2/2024) : Normal.

2D Echo (20/02/2024) : Concentric LVH. No regional wall motion abnormalities. Mild TR, No PAH (PASP = 24 mmHg). Normal LV systolic function, LVEF = 57%. Grade I LV diastolic dysfunction. No PE/Clot/Vegetation.

DETAILS OF CONSERVATIVE/ TREATMENT GIVEN WITH OPERATIVE FINDINGS:

Patient was admitted with above mentioned complaints. Patient thoroughly investigated and managed with IV fluid, and other supportive measures.

MR. KAUSHALENDRA YADAV
REG. NO. : 605228

IP NO. : 24/3949

SHODA Super Speciality Hospitals



Patient is comfortable on discharge
Afebrile, Vitals - Stable
No fresh complaints
Please collect pending reports, if any

DISCHARGE MEDICATION:

MEDICATION	MORNING	AFTER NOON	EVENING	NIGHT	NO. OF DAYS	SPECIAL INSTRUCTIONS
Tab Nitrobest 100mg	✓		✓		7	
Tab Penrab D	✓		✓		7	Before meals
Tab Dolo 650mg		✓	✓		SOS	
Tab. Uticept	✓				7	
Tab. Vaio Q 300mg	✓			✓	7	
Cap. Silodeep	✓	✓		✓	7	
Tab. Disperzyme	✓			✓	7	
Tab. Faronem ER 300mg	✓			✓	7	

FOLLOW UP INSTRUCTIONS (INCLUDING PREVENTIVE ASPECTS):
Review in OPD with DR. KULDEEP AGGARWAL after 5 days or SOS.

INSTRUCTIONS ON WHEN AND HOW TO RECEIVE URGENT CARE:
Please contact CMO, Yashoda Superspeciality Hospitals, Emergency Services (0120 - 4181900, +91-8750056824) in case you develop Fever more than 101°F, Breathing difficulty, Vomiting, Altered sensorium, Discharge from Operated Site, Onset of new Pain or worsening of existing Pain, Chest Pain, Palpitation or Ghabrahat, Dizziness or Any other Medical Complaint Requiring Immediate Medical Attention

DR. KULDEEP AGGARWAL
Signature of Primary Physician / Surgeon
Department
Date / Time


SR / JR / Clinical Associate / RMO

Acknowledgement by Patient or Attendant
Date / Time

NOTE: THIS IS AN IMPORTANT DOCUMENT. PLEASE KEEP THIS FOR FURTHER REFERENCE AND BRING IT ALONG WITH YOU ON YOUR NEXT VISIT.
MT - Soniya

MR. KAUSHALENDRA YADAV
REG. NO. : 605228

IP NO. : 24/3949

DEPARTMENT OF LABORATORY MEDICINE

Patient Name	Mr. Kaushalendra Yadav	Bill Date	14/02/2024 2:00PM
Age/Gender	62 Yrs 5 Mths 8 Days/Male	Sample Date	14/02/2024 2:01PM
Reg No	60522B	Ack. Date	14/02/2024 3:00PM
Bed No/Ward	OPD	Finalized Date	20/02/2024 10:29AM
Referred By	SELF	Lab No	2131619
Report Stage	Final		

HISTOPATHOLOGY

BIOPSY-HISTOPATHOLOGY, LARGE SPECIMEN

BIOPSY

Biopsy - Large Specimen

Biopsy No. K-360/24 Specimen 12 CORE TRUS GUIDED PROSTATIC BIOPSY

GROSS DESCRIPTION :

Sr. No. Specimen

No. Of Cores	Length	1 Left Base - Lateral (A)	1 1.5 cm	2 Left Base - Medial (B)	1 1.5 cm	3 Left Mid - Lateral (C)	1 1 cm	4 Left Mid - Medial (D)	1 1.5 cm	5 Left Apex - Lateral (E)	1 1 cm	6 Left Apex - Medial (F)	1 0.2 cm	7 Right Base - Lateral (G)	1 0.1 cm	8 Right Base - Medial (H)	1 0.5 cm	9 Right Mid - Lateral (I)	1 1 cm	10 Right Mid - Medial (J)	1 1.5 cm	11 Right Apex - Lateral (K)	1 2 cm	12 Right Apex - Medial (L)	2 fragment 0.5 each
--------------	--------	---------------------------	----------	--------------------------	----------	--------------------------	--------	-------------------------	----------	---------------------------	--------	--------------------------	----------	----------------------------	----------	---------------------------	----------	---------------------------	--------	---------------------------	----------	-----------------------------	--------	----------------------------	---------------------

DIAGNOSTIC DESCRIPTION :

Sr. No. Specimen

Diagnosis Gleason's Score Grade

Group 1 Left Base - Lateral (A)

Malignancy present

Tumour cells arranged in discrete well formed glands & cribriform pattern lined by cells having hyperchromatic prominent (~40%). Perineural invasion present.

3+4 = 7 2 2 Left Base - Medial (B) Malignancy present.

Tumour cells arranged in discrete well formed glands lined by cells having hyperchromatic nuclei (~15%).

3+3 = 6 1 3 Left Mid - Lateral (C) Malignancy present.

Tumour cells arranged in discrete well formed glands & cribriform pattern lined by cells having hyperchromatic nuclei (~40%).

3+4 = 7

2 4 Left Mid - Medial (D) Malignancy present.



Dr. PRACHI KUMAR
Consultant-Pathologist



DEPARTMENT OF LABORATORY MEDICINE

Patient Name	Mr. Anandendra Yadav	Bill Date	14/02/2024 2:00PM
Age/Gender	67 Yrs / Male	Sample Date	14/02/2024 2:01PM
Reg No	605228	Ack. Date	
Bed No/Ward	OPD	Finalized Date	
Referred By	SELF	Lab No	2131419
Report Stage	Final		

Tumour cells arranged in discrete well formed glands, poorly formed glands & cribriform pattern lined by cells having hyperchromatic nuclei (~20%).

3+4=7 2 5 Left Apex - Lateral (E) Malignancy present.
Tumour cells arranged in discrete well formed glands & cribriform pattern lined by cells having hyperchromatic nuclei (~20%).

3+4=7 2 6 Left Apex - Medial (F) Malignancy present.
Tumour cells arranged in discrete well formed glands lined by cells having hyperchromatic nuclei (~20%).

3+3=6 1 7 Right Base - Lateral (G) No malignancy seen. No glandular component seen.

3+3=6 1 8 Right Base - Medial (H) No malignancy seen. Benign glands & fibromuscular stroma seen.

3+3=6 1 9 Right Mid - Lateral (I) Malignancy present.
Tumour cells arranged in discrete well formed glands lined by cells having hyperchromatic nuclei (~20%).

3+3=6 1 10 Right Mid - Medial (J) No malignancy seen. Benign glands & fibromuscular stroma seen.

3+3=6 1 11 Right Apex - Lateral (K) Malignancy present.
Tumour cells arranged in discrete well formed glands lined by cells having hyperchromatic nuclei (~20%).

3+3=6 1 12 Right Apex - Medial (L) Malignancy present.
Tumour cells arranged in discrete well formed glands & poorly formed glands lined by cells having hyperchromatic nuclei (~20%).

OPINION:
PROSTATIC ACINAR ADENOCARCINOMA.
GRADE GROUP = 2
GLEASON SCORE = (3+4 = 7)

NOTE:
SLIDES AND BLOCKS FOR SECOND OPINION WILL BE ISSUED TO THE PATIENT / ATTENDANT AFTER 48 HOURS OF SUBMITTING A FORMAL REQUEST, SLIDE AND BLOCKS(CHARGABLE)(TIMING 9 A.M - 5 P.M).

End Of Report



Tests marked with NABL symbol are accredited by NABL vide Certificate no MC-2914

Dr. PRACHI KUMAR
Consultant-Pathologist
Reg.No.-MCI-5640



MOLECULAR

where technology meets patient care

A Unit of Nitrogen HealthCare Ltd



Accession No	102452R01	Registration Date	23/02/2024 14:43:25
Patient ID	P10100046214	Sex / Age	Male 62 Yrs
Patient Name	Mr. KAUSHALI NIDRA YADAV	Report Released on	23/02/2024 17:09:04
Client Name	YASHODA SUPER SPECIALITY HOSPITAL	Aadhar/ Passport No	
Ref. By	Dr. Yashoda Kaushambi		

68Ga - PSMA PET CT

Clinical History: Known case of Ca prostate (recently diagnosed). Ga68-PSMA PET-CT for further evaluation.

PROCEDURE: 3.5mCi of Ga68-PSMA was administered intravenously. To allow for distribution and uptake of radiotracer, the patient was allowed to rest quietly for 60 minutes in a shielded room. Imaging was performed on an Integrated 16-slice PET/CT scanner (GE Discovery IQ). CT images for attenuation correction and anatomic localization followed by PET images from vertex to mid-thighs were obtained. SUVmax was normalized to body weight SUVmax/bw. No adverse reaction was observed during the scan.

Observations:

Brain:

No focal lesion or abnormal uptake noted in the brain parenchyma. (Note: All brain metastases may not be apparent on a PET/CT scan and MRI can be performed where clinically indicated).

Head and neck:

No uptake noted in the nasopharynx, oropharynx, hypopharynx and larynx. Ga68 PSMA uptake is noted in bilateral lacrimal, parotid and submandibular glands - physiological.

Dental implants in situ causing streak artifacts obscuring the locoregional anatomy.

Fat density lesion (3.1cm x 2.5cm) is noted in right parotid region closely abutting the overlying skin - more likely lipoma.

No significant Ga68 PSMA avid cervical or supraclavicular lymphadenopathy.

The thyroid gland shows no abnormal Ga68 PSMA uptake.

Thorax:

The trachea and main bronchi appear normal.

Mild subpleural fibrotic changes noted in bilateral lungs. Rest of the lung fields are showing normal attenuation. No abnormal Ga68 PSMA avid nodules noted. No pleural effusion/thickening noted.

No significant mediastinal or axillary lymphadenopathy noted.

Abdomen and pelvis:

Ghazalabad (U.P.):
Plot No 14 & 15, Block P, Sector 23,
Sanjay Nagar, Ghazalabad U.P.
Phone : 0120 4174450



Paschim Vihar (North West Delhi):
Plot No. 27, Paschim Vihar Extn.
Opposite Metro Station No. 196
Phone : 011-69041555



Green Park Extn. (South Delhi):
H-2, Basement & Ground Floor,
Ch. Hukum Chand Marg, New Delhi, 110016
Phone : 011- 40023830



MOLECULAR

where technology meets patient care
A unit of Atrona Healthcare LLP



Accession No	102352801	Registration Date	: 23/02/2024 14:43:25
Patient ID	P10100046214	Sex / Age	: Male 62 Yrs
Patient Name	Mr KAUSHALI NDRA YADAV	Report Released on	: 23/02/2024 17:09:04
Client Name	YASHODA SUPERSPECIALITY HOSPITAL	Aadhar/ Passport No	:
Ref By	Dr. Yashoda Kaushambi		

The liver is normal in size, shape and attenuation pattern. No Ga68 PSMA avid focal lesion noted in the liver parenchyma. Normal physiologic Ga68 PSMA uptake noted in the liver.

The gall bladder, pancreas and bilateral adrenals appear normal with no abnormal Ga68 PSMA uptake.

Physiological Ga68 PSMA uptake noted in bilateral kidneys and spleen.

The stomach, opacified small bowel and large bowel loops appear normal in caliber and fold pattern. Physiological uptake of Ga68 PSMA noted in the proximal small bowel loops.

No significant Ga68 PSMA avid retroperitoneal or pelvic lymphadenopathy seen.

The prostate gland measures 3.6cm AP x 4.4cm TR. Heterogeneously increased Ga68 PSMA uptake noted in prostate gland predominantly in left lobe (SUV max 8.4). Peri-prostatic fat stranding noted. Fat planes appear preserved with rectum posteriorly. Bilateral seminal vesicles appear unremarkable.

Musculoskeletal system:

Mild degenerative changes noted in the spine.

No abnormal Ga68 PSMA avid lesion noted in axial and visualized appendicular skeleton.

OPINION

Ga68-PSMA PET-CT study reveals:

- Heterogeneously increased Ga68 PSMA uptake in prostate gland, as described - Known primary (Adenocarcinoma prostate).
- No other abnormal Ga-68 PSMA avid focus noted in rest of the visualized body.

Clinical correlation is advised.

*This report is not valid for medico-legal purpose.
In case of any discrepancy due to machine error or typing error, please get it rectified.
Kindly bring all previous reports and PET-CT CD for follow up PET-CT scans.*

*** End of Report ***

Dr. Shruti Tulsyan
MD (Nuclear Medicine)
Consultant Molecular Imaging

Dr. Ashmi Agarwal
DNB (Nuclear Medicine)
Consultant Molecular Imaging

Dr. Nikunj Jain
DRM, DNB, FEBNM,
FANMB, Dip. CBNC.
Sr. Consultant & Director



INDIA NON JUDICIAL



IN-UP79908961712854W

Government of Uttar Pradesh

e-Stamp

Certificate No. : IN-UP79908961712854W

Certificate Issued Date : 28-Feb-2024 12:28 PM

Account Reference : NEWIMPACC (SV)/ up14274104/ NAGINA/ UP-BJN

Unique Doc. Reference : SUBIN-UPUP1427410456044790139158W

Purchased by : AMOD KANTH SO KAUSLENDRA YADAV RO GHAZIABAD

Description of Document : Article 4 Affidavit

Property Description : AFFIDAVIT

Consideration Price (Rs.) :


First Party : AMOD KANTH SO KAUSLENDRA YADAV RO GHAZIABAD

Second Party : AMOD KANTH SO KAUSLENDRA YADAV RO GHAZIABAD


Stamp Duty Paid By : AMOD KANTH SO KAUSLENDRA YADAV RO GHAZIABAD

Stamp Duty Amount(Rs.) : 10
(Ten only)

₹10



सत्यमेव जयते



Please write or type below this line

Maishi 28/2/24
NARGIS JAHAN
 Notary
 Nagina (Bijnor) U.P.

दीपक कुमार जोशी
दीपक कुमार जोशी
 एडवोकेट
 सिविल कोर्ट, नगीना
 रजि 0 नं 0-15576/99
 नो 0-9837686271
 Cop No-106991/18

na/2/24

Statutory Alert:

1. The authenticity of this Stamp certificate should be verified at [www.stamps.gov.in](#)
2. The authenticity of this Stamp certificate should be verified at [www.stamps.gov.in](#)

AMOD KANTH SO KAUSLENDRA YADAV RO GHAZIABAD AMOD KANTH SO KAUSLENDRA YADAV RO GHAZIABAD AMOD KANTH SO KAUSLENDRA YADAV RO GHAZIABAD AMOD KANTH SO KAUSLENDRA YADAV RO GHAZIABAD AMOD KANTH SO KAUSLENDRA YADAV RO GHAZIABAD

शपथ-पत्र

समक्ष:-

श्रीमान् रजिस्ट्रार जनरल
माननीय उच्च न्यायालय इलाहाबाद।



शपथपत्र ओर से आमोद कंट अपर मुख्य न्यायिक मजिस्ट्रेट जनपद बिजनौर (आई.डी. नंबर यू.पी.2245) उ0प्र0।


1- यह कि मैं आमोद कंट अपर मुख्य न्यायिक मजिस्ट्रेट बिजनौर शपथपूर्वक बयान करता हूं कि मेरे पिताजी श्री कौशलेन्द्र यादव जी की प्रोस्ट्रेट कैंसर से संबंधित चिकित्सा के लिए यशोदा हास्पिटल गाजियाबाद एवं अपोलो हास्पिटल नई दिल्ली सम्पर्क किया गया जहां उनके उपचार के लिए अपोलो अस्पताल नई दिल्ली में उनकी शल्य चिकित्सा एवं रेडिएशन थेरपी कराये जाने के लिए परामर्श दिया गया।


2- यह कि मैं शपथपूर्वक बयान करता हूं कि मैं अपने पिताजी श्री कौशलेन्द्र यादव जी का उपचार अपोलो हास्पिटल नई दिल्ली एवं ऑल इंडिया इंस्टीट्यूट नई दिल्ली से कराये जाने का इच्छुक हूं।

3- यह कि मैं शपथ पूर्वक बयान करता हूं कि शपथपत्र का पैरा सं0 1 व 2 मेरे निजी ज्ञान में है तथा सत्य है।

दिनांक 28-02-24

शपथकर्ता





Sworn before me on the day of 28/02/2024 by Amrood Kant who has been identify by शुभम कुमार जोशी who is personally known to me शुभम कुमार जोशी whose signature(s) is/are hereto appended Nargis Jahan Notary, Nagina Distt. Bijnor (U.P.)