

**TO WHOMSOEVER IT MAY CONCERN**

This is to certify that Sri Rajesh Kumar Mani son of Sri Bhagwan Mani Tripathi, R/o A-5 Govindpur, Prayagraj, Enrolment No. UP 08151/2003 and Advocate Roll No. A/R 0370/2012 is working as Standing Counsel since October, 2017 till date.

Dated:-28.02.2024


(Kunal Ravi Singh)  
Chief Standing Counsel  
High Court, Allahabad

Account No. 30368552202

PAN No. APLPM2365K



Father's Name : SRI BHAGWAN MANI TRIPATHI  
Address : A-5, GOVINDPUR,  
PRAYAGRAJ (U.P.) - 211 004  
Enrollment No. : U.P. 08151/03  
Advocate on Roll : A/R-0370/12  
Blood Group : O+  
Date of Birth : 23RD JULY 1970  
Contact No. : 9984466779  
Emergency No. : 9565517277

By Order of the Advocate General

 High Court of Judicature at Allahabad  
OFFICE OF THE  
ADVOCATE GENERAL U.P.

VALID upto Dec.2020

**RAJESH KUMAR MANI**  
STANDING COUNSEL

Card Holder Advocate General

I.Card No. : H0329 **LIFE TIME MEMBER**  
Advocate on Roll.: A/R0370/2012 D.O.B- 23.07.1970

Membership Date : 31.08.2005

Permanent Address : VILL- GOVINDPUR, POST BAITALPUR, DEORIA  
UTTAR PRADESH- 274001

Local Address : A-5, GOVINDPUR ALLAHABAD  
UTTAR PRADESH- 211004

Email Id. : rajeshkmani2003@gmail.com

Phone No. : 9984466779, 8738879271

Blood Group : O+

Singh-18/A0948

Holder's Signature



RAJESH KUMAR MANI  
(Advocate)

FATHER - SHRI BHAGWAN MANI TRIPATHI

B.C REG.NO.- UP615109.08.2003

COMPUTER. NO.- R-1531

Indra Kumar Chaturvedi  
President

Anand Chandra Tiwari  
Hony. Secretary







PROFORMA - I

Remarks/assessment of Chief Medical Officer/Chief Medical Superintendent along with verified/countersigned papers

I, Dr. S. Prakash [Name] CMO/CMS, of Raja Pratap Bahadur Hospital Postapgarh have perused the documents presented before me by Sri Mrs. Monika Shukla [Name] of the Officer], ID No. Designation A.D.J. II and place of posting Distt & Sessions Court Postapgarh OR on his behalf by Sri Relation with the officer Phone No. 9453021214

- I. I have personally examined Sri/Smt./Sushri. Rajesh Kumar Mami who is suffering from the disease/syndrome/disability chronic liver disease (with cirrhosis) [Name of the disease] and in my opinion he/she may require frequent hospitalization for treatment/management.
II. I also verify that Sri/Smt./Sushri. is suffering from the disease/syndrome/disability/disorder [Name of the disease] and the disease(s) find(s) mention at paragraph no. of the Annexure-I enclosed herewith.
III. In my professional opinion and assessment, I am convinced that the treatment/management of the above-mentioned disease/syndrome/disability/disorder in paragraph two above is possible at the districts mentioned by the officer in his/her application submitted to Hon'ble High Court.
IV. The treatment/management of the above-mentioned disease/syndrome/disability/disorder in paragraph two above is also available at the districts namely Rampur, Lucknow, Noida, Varanasi.
V. I am aware that this document may be presented by the competent authority/applicant for further use by a competent Medical Board.
VI. This document shall be valid only for three months only.

Signature with seal (C.M.O./C.M.S.) 29/02/2014 जिला चिकित्सालय प्रतापगढ़

Name: Dr. Sambhaji Prakash ID No.: Designation: C.M.S. Telephone No.: 9410432311 Mobile No.:

- 1. Concerned District Judge/Officers in equivalent rank to get these matter expedited from the office of CMO/CMS.
2. The CMO/CMS are requested to retain the copy of this documents and documents placed before them for issuance of this document for future reference.



DR SONELAL PATEL ASMC AFFILIATED TO RAJA PRATAP  
BAHADUR DISTRICT HOSPITAL PRATAPGARH

CHOWK ROAD, PRATAPGARH-230001, UTTAR PRADESH, INDIA

PHONE : 5342299013



CASUALTY OPD CARD

CR No : 981172400688965

Patient Name : MONICA THAKUR

Age/Sex : 50 Yr/F

SEHA Address : NA

W/O : RAJESH KUMAR

ABHA Number : NA

Address : PRATAPGARH, UTTAR PRADESH INDIA

Mobile : 9140085342

Category: General

Fees: ₹0.00/-

Department/Room : Emergency / 1

Visit Date : 28-Feb-2024 12:25

Doctor/Unit : casualty

OPD Days : Sun, Mon, Tue, Wed, Thu, Fri, Sat

Valid Till: 12-Mar-2024 00:00

Payment Details/ Trans Id. : Cash /

- Ash
- case
- ppt
- rft
- rft
- w. renal
- s. electrolyte
- April night
- s. cal
- inpatient profile
- ha granth
- vit b12
- vit D

for 2  
A  
EMO  
Dist. Hospital  
Pratapgarh

# RAJA PRATAP BAHADUR HOSPITAL

(ALLIED TO)

## AUTONOMOUS STATE MEDICAL COLLEGE PRATAPGARH (U.P)

CENTRAL CLINICAL LAB

Date : 26-Feb-2024	Reg/Ref: 981172400668965 / 3607	Collected At : DHP	
Name : MS. MONICA THAKUR		Age/Gender : 50 Yrs./Female	
Ref.By : Dr.	Phone : 9140085342	Ward : OPD	
Receipt : NA			
Requested Test : RA FACTOR, electro., LIPID P., CT, urac, KFT, RBS, LFT, cbc, t3 t4 tsh, vb12			
Result(s) awaited : VITAMIN D			
Coll Time : 26-Feb-2024 12:56 PM Validate : 27-Feb-2024 11:14 AM Prn. Time : 27-Feb-2024 11:19 AM			

Investigation	Observed Values	Units	Biological Ref. Interval
<b>Complete Blood Count</b>			
Haemoglobin	12.6	g/dL	12-15
Total Leucocyte Count ( TLC )	8100	cells/mm <sup>3</sup>	4000- 11000
Differential % Leucocyte Counts:			
Neutrophils	70.2	%	40 - 75
Lymphocytes	23.6	%	20 - 45
Eosinophils	6.2	%	1 - 4
Platelet Count	1.67	Lac cells/mm <sup>3</sup>	1.5 - 4.0
MPV	14.7	fl.	8.6 - 15.5
PDW	18.2	%	8.3 - 25.0
Total RBCs	4.45	million cells/ $\mu$ L	4.0 - 4.5
MCV (Mean Cell Volume)	96.8	fl	82 - 92
MCH (Mean Corpus. Haemoglobin)	30.9	pg	27 - 32
MCHC (Mean Corpus. Hb Conc.)	31.9	g%	32 - 36
HCT ( hematocrit )	43.1	%	36 - 48
RDW	13.2	%	11.5 - 14.5
<b>Absolute Leucocyte Counts:</b>			
Abs.Eosinophils	0.5	thou/mm <sup>3</sup>	0.02 - 0.5
Abs.Neutrophils	5.7	thou/mm <sup>3</sup>	1.2 - 2.0

**RA FACTOR**

RA Factor	12	IU/ml	Up to 20
-----------	----	-------	----------

**Comments**  
 Rheumatoid factor is an antibody directed against the Fc portion of the IgG molecule. Polyreactive RF has binding specificity for substances other than IgG like nuclear components. This polyreactive RF is usually of the IgM class with low affinity. RF is not specific only for Rheumatoid arthritis, but it is often seen in cases of chronic infection and other systemic inflammatory conditions. Healthy individuals > 65 years of age may also show positive RF results. In addition to the common IgM RF, both IgA RF & IgG RF have been detected. IgA RF has been related to the more severe form of the disease with erosions.

**ELECTROLYTE**

Serum Sodium (Na <sup>+</sup> )	140.32	mmol/l	
Serum Potassium (K <sup>+</sup> )	4.25	mmol/l	

*Riwan*  
 Pathologist  
 ASMC Pratapgarh



437844 - User: SAURABH (DESKTOP-EQUA5B3)  
 Printed: 27-Feb-2024 11:19:17 AM

Note- this is report to help clinician for better patient management. This is not valid for medical legal purpose. Discrepancies due to technical or typing should be reported with in three days for correction. No compensation liability stand



# RAJA PRATAP BAHADUR HOSPITAL

(ALLIED TO)

## AUTONOMOUS STATE MEDICAL COLLEGE PRATAPGARH (U.P.) CENTRAL CLINICAL LAB

Date : 26-Feb-2024 Reg/Ref: 981172400668965 / 36077 Collected At : DHP  
Name : MS. MONICA THAKUR Age/Gender : 50 Yrs./Female  
Ref.By : Dr. Phone : 9140085342 Ward : OPD  
Receipt : NA  
Requested Test : RA FACTOR, electro., LIPID P., CT, urac, KFT, RBS, LFT, cbc, t3 t4 tsh, vb12  
Result(s) awaited : VITAMIN D  
Coll Time : 26-Feb-2024 12:56 PM Validate : 27-Feb-2024 11:14 AM Prn. Time : 27-Feb-2024 11:19 AM

Investigation	Observed Values	Units	Biological Ref. Interval
<b>LIPID PROFILE</b>			
Serum Cholesterol	160.3	mg/dL	130 - 200
Serum Triglycerides	140.6	mg/dL	30 - 200
HDL Cholesterol	51.3	mg/dL	35 - 60
LDL Cholesterol	81	mg/dL	UP TO 150
VLDL Cholesterol	28	mg/dL	12 - 30
CHOL/HDL	3.12		
LDL/HDL	1.58		
Serum Calcium, Total	8.32	mg/dl.	8.2 - 10.2
<b>URIC ACID</b>			
Serum Uric Acid	9.84	mg/dL	2.4 - 5.7
<b>KIDNEY PANEL</b>			
Serum Creatinine	0.93	mg/dL	0.5-1.5
Serum Urea	15.53	mg/dL	10- 45
Blood Urea Nitrogen ( BUN )	7.26	mg/dL	6 - 21
Plasma Glucose Random	78.11	mg/dL	70 - 140
<b>LIVER FUNCTION TEST</b>			
Serum Bilirubin, Total	0.57	mg/dl.	0 - 1.2
Serum Bilirubin, Direct	0.30	mg/dL	> 0.2
Serum Bilirubin, Indirect	0.27	mg/dl.	0.2-0.7
SGOT	44.23	IU/L	< 40
SGPT	62.59	U/L	< 34
Serum Alkaline Phosphatase	242.9	IU/L	50-240
Serum Protein	7.43	gm/dL	6.0 - 8.0
Serum Albumin	3.61	gm/dL	3.5 - 5.2
Serum Globulins	3.82	gm/dL	2.0 - 3.5
AG RATIO	0.95 : 1	gm/dL	

*Raiwan*  
Pathologist  
ASMC Pratapgarh



537844 - User: SAURABH (DESKTOP-EQUA693)  
Printed: 27-Feb-2024 11:19:20 AM

Note- this is report to help clinician for better patient management. This is not valid for medical legal purpose.  
Discrepancies due to technical or typing should be reported with in three days for correction. No compensation liability stand



# RAJA PRATAP BAHADUR HOSPITAL

(ALLIED TO)  
**AUTONOMOUS STATE MEDICAL COLLEGE PRATAPGARH (U.P)**  
CENTRAL CLINICAL LAB

Date : 26-Feb-2024 Reg/Ref: 981172400668965 / 3607/Collected At : DHP  
Name : MS. MONICA THAKUR Age/Gender : 50 Yrs./Female  
Ref.By : Dr. Phone : 9140085342 Ward : OPD  
Receipt : NA  
Requested Test : RA FACTOR, electo., LIPID P, CT, urac, KFT, RBS, LFT, cbc, t3 t4 tsh, vb12  
Result(s) awaited : VITAMIN D  
Coll Time : 26-Feb-2024 12:56 PM Validate : 27-Feb-2024 11:14 AM Prn. Time : 27-Feb-2024 11:19 AM

Investigation	Observed Values	Units	Biological Ref. Interval
<b>THYROID PROFILE</b>			
Serum T3	77.24	ng/dl	58-159
Serum T4	5.99	ug/dl	4.87-11.72
Serum TSH	2.0192	uIU/ml	0.35-4.94
<b>VITAMIN B 12</b>			
Serum Vitamin B12	88.0	pg/ml	187-883
			32 - 187
			pg/ml
			Normal
			Deficiency

*Riwar*

Pathologist  
ASMC Pratapgarh

Report Status : Provisional



537844-User: SAURABH (DESKTOP-EQJASB3)  
Printed: 27-Feb-2024 11:19:21 AM

इस आरके सीध तसव्य होने की कामना करते हैं-

End of report

Page 3 of 3

Note- this is report to help clinician for better patient management. This is not valid for medical legal purpose. Discrepancies due to technical or typing should be reported with in three days for correction. No compensation liability stand



DR SONELAL PATEL ASMC AFFILIATED TO P  
BAHADUR DISTRICT HOSPITAL PRAT

CHOWK ROAD, PRATAPGARH-230001, UTTAR P

PHONE: 5342299013

BILLING SERVICES RECEIPT

-PATAP



Phno - 734923 (OPD)  
981172400668965 / 360779  
50 YR / Monica Thakur / 26 Feb 12:57  
RA FACTOR, electo., LPID P., CT, MIB, K  
MR. 1 KT



CR No.: 981172400668965

BILL No.: 981172240017212/1

BILL DATE: 26-FEB-2024 12:43:41

NAME: MONICA THAKUR

CATEGORY: GENERAL

AGE/SEX: 50 YR/FEMALE

SERVICE: EMERGENCY

DEPARTMENT/WARD: EMERGENCY/--

SN.	SERVICE	RATE	QTY.	DISCOUNT	NET AMOUNT
1	BLOOD SUGAR-(BIO026)	0.00	1	0.00	0.00
2	KFT-(BIO059)	0.00	1	0.00	0.00
3	NA+ K+ CA+- (BIO067)	0.00	1	0.00	0.00
4	SERUM CA+++-(BIO090)	0.00	1	0.00	0.00
5	URIC ACID-(BIO107)	0.00	1	0.00	0.00
6	RA FACTOR-(MIB037)	0.00	1	0.00	0.00
7	CBC-(PAT007)	0.00	1	0.00	0.00

TOTAL AMOUNT(AFTER DISCOUNT) 0.0

BILLED AMT 0.00

EXEMPTION/CONCESSION AMT 0.0

COLLECTED AMT 0.0

RUPEES (IN WORD) :Zero ONLY

MODE OF PAYMENT:

PAYMENT DETAILS:

VANDANA SHARMA  
AUTHORISED SIGNATORY



DR SONELAL PATEL ASMC AFFILIATED TO RAJA PRATAP BAHADUR  
DISTRICT HOSPITAL PRATAPGARH

CHOWK ROAD, PRATAPGARH - 230001, UTTAR PRADESH, INDIA

PHONE: 9342213013



CASUALTY OPD CARD

CR No: 98172400813607

ASHA Address: NA

Address: PRATAPGARH, UTTAR PRADESH INDIA

Category: General

Department/Room: Emergency / 1

Doctor/Unit: casualty

Valid Till: 10-Mar-2024 00:00

Patient Name: RAJESH KUMAR MANI

S/O: NA

Age/Sex: 55 Yr/M

ABHA Number: NA

Mobile: 9984868779

Fees: 20.00/-

Visit Date: 24-Feb-2024 22:59

OPD Days: Sun, Mon, Tue, Wed, Thu, Fri, Sat

Payment Details/ Trans id.: Cash /

Op Abdomen pain

any problem in  
any part of  
any part of

cup lactoperoxide DSR OP  
Tab Protosolm m pr  
Tab Pantoprazol on  
syp Antacid pomelo  
Tab ofloxacin 200mg m  
syp m pomelo  
Tab clarifloxy 500mg 1/2 day





# रुजा हॉस्पिटल



सदर चौराहा, प्रतापगढ़ (3090)

Mr. Rajesh Kumar

दिनांक... 27/02/24

Tab Thyrox (100) → 1 टबल

Cap Metolol → 1HS

Tab - Distress EC → 1HS

Tab Telmikind (90) → 1 टबल

Tab Udiliv (150) → 1HS

HTN  
Hypertension

X (15)

# RAJA PRATAP BAHADUR HOSPITAL

(ALLIED TO)

## AUTONOMOUS STATE MEDICAL COLLEGE PRATAPGARH (U.P.) CENTRAL CLINICAL LAB

Date : 25-Nov-2023

Reg/Ref: DHP-90167 / 336895

Collected At : DHP

Name : MR. RAJESH KUMAR

Age/Gender : 54 Yrs./Male

Ref.By : Dr.

Phone :

Ward : OPD

Receipt : NA

Requested Test : cbc, LFT, KFT

Coll Time : 25-Nov-2023 12:06 PM Validate : 25-Nov-2023 03:53 PM Prn. Time : 25-Nov-2023 09:34 PM

Investigation	Observed Values	Units	Biological Ref. Interval
<b>Complete Blood Count</b>			
Haemoglobin	11.2	g/dL	13 - 17
Total Leucocyte Count ( TLC )	7000	cells/mm <sup>3</sup>	4000- 11000
Differential % Leucocyte Counts:			
Neutrophils	88.9	%	40 - 75
Lymphocytes	23.7	%	20 - 45
Eosinophils	7.4	%	1 - 4
Platelet Count	0.96	Lac cells/mm <sup>3</sup>	1.5 - 4.0
MPV	13	fL	8.6 - 15.5
PDW	15.7	%	8.3 - 25.0
Total RBCs	3.61	million cells/ $\mu$ L	4.5 - 6.0
MCV (Mean Cell Volume)	91.3	fL	82 - 92
MCH (Mean Corpus. Haemoglobin)	32.5	pg	27 - 32
MCHC (Mean Corpus. Hb Conc.)	35.6	g%	32 - 36
HCT ( hematocrit )	32.9	%	42 - 52
RDW	13.9	%	11.5 - 14.5
<b>Absolute Leucocyte Counts:</b>			
Abs Eosinophils	0.6	thou/mm <sup>3</sup>	0.02 - 0.5
Abs Neutrophils	4.8	thou/mm <sup>3</sup>	1.2 - 2.0
<b>LIVER FUNCTION TEST</b>			
Serum Bilirubin, Total	0.56	mg/dL	0 - 1.2
Serum Bilirubin, Direct	0.23	mg/dL	> 0.2
Serum Bilirubin, Indirect	0.33	mg/dL	0.2-0.7
SGOT	80.17	IU/L	< 40
SGPT	85.46	IU/L	< 45
Serum Alkaline Phosphatase	255.0	IU/L	50-270
Serum Protein	6.23	gm/dL	6.0 - 8.0
Serum Albumin	3.39	gm/dL	3.5 - 5.2
Serum Globulins	2.84	gm/dL	2.0 - 3.5
AG RATIO	1.19 : 1		

*Ravi*

Pathologist  
ASMC Pratapgarh



ASMC Pratapgarh MADAN (DESKTOP-EQUA5B3)  
Printed: 25-Nov-2023 9:34:34 AM

Note- this is report to help clinician for better patient management. This is not valid for medical legal purpose.  
Discrepancies due to technical or typing should be reported with in three days for correction. No compensation liability is



RAJA PRALAP BAHADUR HOSPITAL

CALLIED TO  
AUTONOMOUS STATE MEDICAL COLLEGE PRATAPGARH (U.P.)  
CENTRAL CLINICAL LAB

Name : Dr. Rajesh Kumar

Reg No. : 081172303005004 / 34397 Contacted At : CHIP

Ref By : Dr.

Phone : 9884486779

Age/Gender : 52 Yrs./Male  
Ward : OPD

Receipt : NA

Requested Test : KFT, LFT, cbc

Coll Time : 21-Dec-2023 09:38 AM Validate : 21-Dec-2023 02:48 PM Pm. Time : 22-Dec-2023 09:58 AM

Investigation	Observed Values	Units	Biological Ref. Interval
<b>Complete Blood Count</b>			
Haemoglobin	10.3	g/dL	
Total Leucocyte Count ( TLC )	5900	cells/mm <sup>3</sup>	13 - 17
Differential % Leucocyte Counts:			4000- 11000
Neutrophils	69.6	%	
Lymphocytes	24.9	%	40 - 75
Eosinophils	5.5	%	20 - 45
Platelet Count	1.01	Lac cells/mm <sup>3</sup>	1 - 4
MPV	11.2	fL	1.5 - 4.0
PDW	15.7	%	8.8 - 15.5
Total RBCs	3.2	million cells/ $\mu$ L	8.3 - 25.0
MCV (Mean Cell Volume)	92.3	fL	4.5 - 6.0
MCH (Mean Corpus Haemoglobin)	32.2	pg	82 - 92
MCHC (Mean Corpus Hb Conc )	34.9	g%	27 - 32
HCT ( hematocrit )	29.6	%	32 - 36
RDW	13.7	%	42 - 52
<b>Absolute Leucocyte Counts:</b>			
Abs Eosinophils	0.4	thou/mm <sup>3</sup>	11.5 - 14.5
Abs Neutrophils	4.1	thou/mm <sup>3</sup>	0.02 - 0.5
<b>KIDNEY PANEL</b>			
Serum Creatinine	0.76	mg/dL	1.2 - 2.0
Serum Urea	26.46	mg/dL	0.5-1.5
Blood Urea Nitrogen ( BUN )	12.36	mg/dL	10- 45
			6 - 21

*Riwar*

Pathologist  
ASMC Pratapgarh



-RANJEET-(DESKTOP-EQUA5B3)  
c-2023 9:58:54 AM

Report to help clinician for better patient management. This is not valid for medical legal purpose due to technical or typing should be reported with in three days for





2/6

राजा प्रताप बहादुर चिकित्सालय  
(सम्बलपुर)

डॉ. सोनेलाल पटेल, स्वशासी राज्य चिकित्सा महाविद्यालय  
प्रतापगढ़ (उ.प्र.)

RAJA PRATAP BAHADUR HOSPITAL  
DR. SONELAL PATEL, AUTONOMOUS STATE MEDICAL COLLEGE  
PRATAPGARH (U.P.)

Name: Pragati Kumari Mondal  
Pragati Mondal Age 52 Sex M UHID/ID No. 20809

D/o / S/o / W/o Bhagwan Mondal Address Judges Colony Prataapgarh  
9161

Date & Time of Admission 18/11/23 @ 3:05 pm

Department Emergency Consultant Dr. Ripu Dinesh

Diagnosis GB - 9648002492 - Dr. Samin





राजा प्रताप बहादुर चिकित्सालय (सम्बलपुर)  
 डॉ. सोनेलाल पटेल, स्वशासी राज्य चिकित्सा महाविद्यालय  
 प्रतापगढ़

UHID/IPID No. 20804

Date 18/11/23

Name: Prof. M. Prasad Kumar Maudh Age/Sex 52/M

D/o / S/O / W/o Bhagwan Maudh Address \_\_\_\_\_

Department / Ward / Bed EMG / WARD Consultant Dr. P. P. D. D.

DOCTOR'S Order

W/Cls - MTN.  
 Mr is on Anti-arrhythmic drugs  
 [Tab. Atenolol]

C/P  
 2/P Chest Pain

Calc. low  
 SpO2 - 95%  
 BP - 90/50  
 HR - 193 / min  
 T - High  
 RR - 15 / min  
 VS - 5 / min  
 Pt. Conscious

ECG -  
 - Qr Pattern  
 - V1 V2 V3  
 - ST segment long W  
 - T wave 2nd V leads  
 - ST segment long W  
 - Qr Pattern

ECG -  
 C/M  
 L/R  
 V1/V2  
 V3/V4  
 V5/V6  
 AS

Agd to MgSO4 10ml  
 10ml  
 10ml



12:30pm



# INSTITUTE OF LIVER & BILIARY SCIENCES

(An Autonomous Society under Government of NCT of Delhi)

D-1, Vasant Kunj, New Delhi, India

Phone No: 011-46300000 Ext: 7055 & 7056, 011-26708700 - 02

Fax No: 46300010, Email: info@ilbs.in, Website: http://www.ilbs.in



## Out Patient Consultation Record

UHID: ILBS.0000213447  
 Patient Name: Mr RAJESH KUMAR MANI  
 Age/ Gender: 52 Year(s) / Male  
 Address: A-5 GOVINDPUR

Date: 16-Nov-2022 12:28 pm  
 Doctor Name: Satender Pal Singh / Sr. Resident / Virtual Consultation  
 Designation: Consultant (Transplant Hepatology)- Gr-IV  
 Hepatology Unit 1

City and State: ALLAHABAD, UTTAR PRADESH

BP (mmHg): 132/80	Pulse (per min): 94	Waist (cm): 99	SPR-99/	*ILBS.0000213447*
Height (cms): 166	Weight (kgs): 72.7	BMI (kg/m <sup>2</sup> ): 26.3		
Allergies:				

### Laboratory Tests

Amylase / Lipase / LDH **66**

ANA / AsMA / Anti-LKM (1,80)

AMA (1,40) / AMA-M2

CBC / Hmg / Retic Count /

DCT / Iron Studies

Coosen (F / PP) / GTT

A1C / Serum Insulin

HIV 1 / II / HIV RNA

Kidney Function Test

LFT / LFT-AI / Inflammatory markers' profile

Lipid Profile / Serum G-CSF

PT-INR (Autoimmune liver profile)

AFP / AFP-L3 / PIVKA II

T3 / T4 / TSH / Serum Chromogranin

Total IgG / IgG4

Urine R / M / C / S / Urine NOAL

Vitamin B12 / D3 / RBC Folate

### Hepatitis Panel

HBsAg / HBsAg(Q) / Anti HBs

HBcAg / Anti HBc / Anti HBc(T)

HEV DNA(Q) / Genotype / Resistance

Anti HCV / HCV RNA(Q) / HCV Genotype

IgM Anti HAV / IgM Anti HEV (Hfc)

### Radiology and Imaging

X-ray Chest(PA) / Abdo / KUB

USG / Upper / Whole Abdo / Pelvis / Doppler

CT Upper / Whole Abdo (Cont / Non-Cont)

MRI Upper Abdo / Whole Abdo / MRCP

IV Contrast / Non Contrast

Deer Hip and Spine / Whole Body

### Miscellaneous

Acidic fluid Analysis (Cytology / Cell count)

ISAAG (Total Protein / Amylase)

/ Triglycerides / ADA / PCR TB)

Fibrogan Liver / Fibrogan Spleen

### Nutritional

Body Composition Analysis

### Endoscopy

Screen (orant) S-O-R - 0.6

UPGE (Antal / D2 Box) / Sg / Colonoscopy

Enteroscopy (Antegrade / Retrograde)

ERCP

EUS

HTN

Hypothyroidism

CLD - ALD

Compensated

segmental distal resection for GIST.

Pacer on + gastrojejunostomy

issue - ALD. E toersaminiti

Adv =

① - T. Carvedilol 3.125mg - BD

② - T. Ezetimex - OD (omega 3 fatty acid)

③ - T. Nucleol Pua - OD

④ - T. Udilyr 300mg BD

⑤ - T. Thyroxine 75mg BD

⑥ - T. Telmisartan 90mg - OD

Continued

Follow up with Consultant / SR after: \_\_\_ days / weeks / months

OPD: Mon / Tue / Wed / Thu / Fri / Sat

India's First NABH Accredited Autonomous Super Speciality Hospital | Liver help line - 1-800-11-5354

"Healthy Liver, Healthy India" | 24-hr Emergency services: 8540947094 | 846884294

On Panel :- CGHS | DGEHS | Aarogya | e-Medica | Genus India | ESI | DU | AIAC | ONGC | DTL | UP Govt | Rajasthan Govt | DMRC | MCO | Bihar Govt | CONCOR | CCI | Paramount | NHPC | TRAI | INSA | NSIC | Star Health (Max Bupa) | Indian Oil | MMTCL | Air India | IGNOU | Janta Milk Unw | Manipal Govt | Sikkim Govt | West Bengal Govt

COUNTER SIGNED

CHIEF MEDICAL OFFICER  
PRATAPBARN





LSM-31-7

LDL-E - 5d II 4x

CT - No stat / PVT

Also LDL ⊕

Imp → p/w (3d II 4x)

CLD - A/D

Compensated

Corros - HCT

- Hypothyroid

No Pres II

Adv NA No alone

- ① → ⑥

- Byt 602 / isabylol

- weight reduction

- NO AD.

- To corre after 2 month

Sateral - T. Simvastatin 20mg 1/5  
(CBC, KFT, LFT, INR) → (210)



# INSTITUTE OF LIVER & BILIARY SCIENCES

(An Autonomous Society under Government of NCT of Delhi)

D-1, Vasant Kunj, New Delhi, India

Phone No: 011-46300000 Ext, 7055 & 7056, 011-26706700 - 02, 64703890

Fax No.46300010

Email : info@ilbs.in, Website: http://www.ilbs.in



## Discharge Summary

Patient:	Mr RAJESH KUMAR MANI	UHID:	ILBS.0000213447
Age:	49 Year(s)	InpatientNo:	IPID.0058910
Gender:	Male	Admission Date:	25 Nov 2019 03:05 PM
Ward:	General Ward B Second Floor	Discharge Date:	<i>Rajesh</i>
Speciality:	HPB Surgery	Bed No:	2010-01
Consultant:	Dr T K Chattopadhyay		

### DIAGNOSIS:

1. Duodenal (D3-D4 junction) GIST with GI bleeding
2. Background - CLD-ethanol, decompensated with ascites/?HE, Child A, MELD Na- 11, HVP6 6
3. Large incisional hernia S/P EL + colostomy for gunshot injury in 2002, S/P colostomy closure in 2002

**CO-MORBIDITIES:** Hypertension x 10 years, Hypothyroidism x 2 months (on Tab thyronorm 62.5 µg/ day)

**PROCEDURES PERFORMED:** Segmental duodenal resection (D3, D4) of GIST containing segment 4 Roux en Y gastrojejunostomy + duodenojejunostomy (D3 jejunum) + feeding jejunostomy + liver biopsy on 28/11/2019

**INDICATION FOR ADMISSION:** Surgery

**HISTORY:** Mr Rajesh, a 49yrs old male, presented to ILBS with complaints of malena 2 months back which persisted for a week, with 4-5 episodes per day. Patient took over the counter treatment for diarrhea mistaking malena for diarrhea. He developed severe dizziness following which he was evaluated and diagnosed with severe anemia and required blood transfusion. Further workup was s/o CLD. UGIE showed duodenal GIST and patient went to Medanta hospital for further management. At Medanta, he was transfused 4 units of PRBC following which he was intubated ?fluid overload. There was also doubtful h/o altered sensorium. He was evaluated with Imaging, UGIE+EUS which were s/o duodenal GIST (D3-D4) with stigmata of Bleed with early esophageal varices and CLD. Following this he came to ILBS for further management. He was evaluated on OPD basis and planned for surgery. In the interim he had dizziness and fall (? Low Hb) sustaining chest trauma. Patient was admitted on 07/11/2019 for evaluation and surgery but was discharged as patient wanted to obtain 2nd opinion regarding plan of management. Now the patient is being readmitted with complaints of malena for the past 5 days.

Chronic alcoholic x 6 years- 100 ml to 180ml/day

Last intake - in September 2019

100 Tobacco chewing stopped after last admission.

No h/o UGI/LGI bleeding.

No H/o jaundice

No h/o loss of appetite, loss of weight

No h/o urinary complaints

H/o exploratory laparotomy with colostomy for gunshot injury in 2002

s/o large incisional hernia since 2005

## Discharge Summary

Patient	Mr RAJESH KUMAR MANI	UHID:	ILBS.0000213447
Age	49 Year(s)	InpatientNo:	IPID.0058910
Gender	Male	Admission Date	25 Nov 2019 03:05 PM
Ward:	General Ward B Second Floor	Discharge Date:	
Speciality:	HPB Surgery	Bed No:	2010-01
Consultant:	Dr T K Chattopadhyay		

### ON EXAMINATION:

Conscious, oriented

Afebrile, PR-80/min, BP-110/70 mm Hg, RR-16/min

Pallor present

No Icterus/ cyanosis/ Clubbing/ LNP/ Edema

RS: Air entry bilateral equal

P/A: Soft, Non tender, no lump, no organomegaly, no free fluid, large incisional hernia present with distorted abdominal contour more towards left side. Midline scar mark of exploratory laparotomy, BS +ve

P/R- grade III hemorrhoids

### SYSTEMATIC REVIEW:

**USG Abdomen (25/11/2019):** K/c/o GIST in duodenum, present ultrasound shows : Chronic liver disease with findings suggestive of portal hypertension (splenomegaly with prominent splenoportal axis). Large hernia seen in left lower abdomen with bowel loops and mesentric fat as content. No free fluid in peritoneal cavity.

**PET CT (16/10/2019):** Metabolically active exoenteric soft tissue mass arising from the fourth part of duodenum suggestive of primary malignant pathology (likely GIST). Advised HPE for confirmation.  
2. Metabolically active enlarged right lower paratracheal and subcarinal lymph nodes likely infective (granulomatous) in etiology. However FNAC may be worthwhile to exclude remote possibility of metastases.  
3. CLD with non-metabolic LR-3 lesion (likely atypical hemangioma) in segment VII with features of PHT (splenomegaly with mild ascites and bilateral pleural effusion).

**CECT Abdomen (Outside, 1/10/2019):** cirrhotic liver morphology. Endoexophytic lesion with transmural extension from D3-D4 with abutment of proximal jejunal loops. 3.9 x 3.4 x 3.9cm in size

**Upper GI endoscopy (outside):** early esophageal varices, GIST of D3.

**HVPG (15/11/2019):** No clinically significant portal hypertension. HVPG - 6 mm hg

### Fibroscan(9/10/2019)

CAP\_MED 269

CAP\_IQR 13

E MED 70.6

E IQR 5.2

E IQR MED 7%

**HPE (04/12/2019, H-5425/19):** Duodenal D4 segment with tumor Gastrointestinal stromal tumor (GIST), spindled cell type, Low grade.

**Tumor site-** Duodenum.

**Tumor size-** 6 x 3 x 2.5cm.

**Tumor Focality-** unifocal

**Mitotic Rate-** 0-1/25HPF

**Necrosis-** not seen



## Discharge Summary

Patient:	Mr RAJESH KUMAR MANI	UHID:	ILBS.0000213447
Age:	49 Year(s)	InpatientNo:	IPID.0058910
Gender:	Male	Admission Date:	25 Nov 2019 03:05 PM
Ward:	General Ward B Second Floor	Discharge Date:	
Speciality:	HPB Surgery	Bed No:	2010-01
Consultant:	Dr T K Chattopadhyay		

**Histologic Grade G1:** Low grade; mitotic rate 5/5 mm<sup>2</sup>  
**Resection margins-** Resection margins (duodenal) are free of tumor.  
**Lymphovascular invasion** not seen  
**Perineural invasion-** not seen

**Liver biopsy (H- 5426/19, 29/11/2019):** Liver (Trucut) biopsy- Steatohepatitis with Cirrhosis

### OPERATIVE FINDINGS:

Liver nodular. No ascites. No peritoneal nodules. No significant collaterals  
Flimsy adhesions interbowel and bowel to parietal wall.  
Omental and bowel adhesions to right side of liver, gall bladder and parietal wall and liver to wall adhesions  
Large incisional hernia on left side. Content: small bowel and sigmoid colon  
Tumour of size 4 x 5 cm involving D3-D4 part of duodenum.  
10 cm segment of bowel resected from distal D3 to 5 cm beyond DJ flexure.  
Root of mesentery fused with mesocolon due to post-operative adhesions  
Roux en Y gastrojejunostomy done (retrocolic, posterior, isoperistaltic).  
Nasogastric tube positioned in duodenum.  
Side to side duodeno(D3)-jejunal anastomosis performed in 2 layers with the same roux en y loop 45 cm distal to GJ.  
Leak test done with methylene blue: Negative  
FJ done 20 cm distal to DJ

**COURSE IN THE HOSPITAL:** Mr Rajesh was admitted with the above mentioned history at ILBS. Patient was anemic (Hb 5.1) at presentation. 5 unit PRBC were transfused after which his Hb stabilized at 9.6. Patient and his relatives were explained in detail regarding disease, its treatment options and complication and risk associated with surgery. Also he was explained in detail about risk of mortality i/v/o CLD. After obtaining due consent, he underwent Segmental duodenal resection (D3, D4) of GIST containing segment + Roux en Y gastrojejunostomy + duodenojejunosotomy (D3 jejunum) + feeding jejunostomy + liver biopsy on 28/11/2019. He tolerated the procedure well, was extubated on table and shifted to SICU for monitoring. He was managed with IV fluids, IV antibiotics, parenteral analgesics, and inj albumin. He was started on TPN from POD2 for nutrition as FJ output was persistently high. FJ test feed was given on POD4 which he tolerated well. He passed flatus and motion on POD4. He was shifted to the ward on POD4 and allowed oral sips of water as tolerated. A CECT thorax and abdomen with oral contrast was done on POD5 (3/11/2019) to check for any anastomotic leaks which was s/o no leak and passage of contrast in small bowel and he was allowed oral clear liquids as tolerated on POD5. Foleys catheter was clamped and removed on same day. He was gradually advanced to soft diet with diuretics from POD6 and FJ was clamped. Normal diet was allowed on POD7. Drain output gradually decreased and pelvic drain was removed on POD8 and left sided ADK was removed on POD11. Medical oncology opinion was sought and no further treatment was required (low risk GIST). He is pain free, afebrile and tolerating normal diet, hemodynamically stable.

**CONDITION AT DISCHARGE:** He is pain free, afebrile and tolerating normal diet, hemodynamically stable and fit for discharge.

**ADVICE AT DISCHARGE**

## Discharge Summary

Patient:	Mr RAJESH KUMAR MANI	UHID:	JLBS.0000213447
Age:	49 Year(s)	InpatientNo:	IPID.0058910
Gender:	Male	Admission Date:	25 Nov 2019 03:05 PM
Ward:	General Ward B Second Floor	Discharge Date:	
Speciality:	HPB Surgery	Bed No:	2010-01
Consultant:	Dr T K Chattopadhyay		

High protein high calorie diet  
 Absolute abstinence from alcohol and tobacco  
 Incentive Spirometry  
 Tab Lasilactone 20/50 1 BD x 3 days then stop  
 Tab Cardivas 3.125 mg OD to continue  
 Tab Thyronorm 62.5 mg OD  
 Tab Shelcal M 1 tab TDS x 1 month  
 Tab Crocin pain relief SOS  
 Tab Pantocid 40 mg OD x 1 week  
 Cap A-Z 1 OD x 1 week  
 Tab Zinconia OD x 1 week  
 FJ site care as advised  
 Daily drain output measurement (Left side)  
 To follow up in HPB surgery on Monday for clip removal.  
 To follow up in hepatology OPD for management of CLD  
 To follow up in Medical Oncology OPD for need of adjuvant treatment.

CT-117 - [Dr. Ranvijay Singh  
 Secy to the  
 C/O. Anandji  
 Ashish J. J. J.]

**WHEN TO OBTAIN URGENT CARE:**  
Severe nausea, vomiting, abdominal pain, fever, jaundice

**Senior Resident:**   
 Sign of Senior Resident *Dr. Shanmujay*  
 Name of Senior Resident

**Treating Faculty:**  
 Sign of Treating Faculty  
 Name of Treating Faculty

- Senior Resident:**
- |                    |                           |                |                 |            |               |              |            |            |
|--------------------|---------------------------|----------------|-----------------|------------|---------------|--------------|------------|------------|
| Dr. Shalawat Sarin | Dr. Brahmeshakti Pattnaik | Dr. Devi Singh | Dr. Sahil Gupta | Dr. Dinesh | Dr. Venkatesh | Dr. Vivek R. | Dr. Tharun | Dr. Sanyam |
| 7835056139         | 8437201202                | 9873415878     | 9873291642      | 8561907161 | 8838299325    | 8800984217   | 9953778947 | 8448884099 |

- Treating Faculty:**
- |                        |                         |                      |                           |                        |                     |                     |                     |                  |
|------------------------|-------------------------|----------------------|---------------------------|------------------------|---------------------|---------------------|---------------------|------------------|
| Dr. T.K. Chattopadhyay | Dr. Vinayendra Pattnaik | Dr. Senthil Kumar    | Dr. Shridhar V. Sasturkar | Dr. Piyush Kumar Sinha | Dr. Nihar Mohapatra | Dr. Nilesh S. Patil | Dr. Ragini Kilambi  | Dr. Rup. Goswami |
| Sr. Consultant         | Professor               | Additional Professor | Associate Professor       | Assistant Professor    | Assistant Professor | Assistant Professor | Assistant Professor | Consultant       |

In case of Emergency Contact - 011-46300000 Ext. 7049 | Hepatology - 9540947080 | HPB Surgery - 9540947081 | Liver Helpline No. - 1-800-115354

INVESTIGATIONS: Reports enclosed

## Discharge Summary

Patient:	Mr RAJESH KUMAR MANI	UHID:	ILBS.0000213447
Age:	49 Year(s)	InpatientNo:	IPID.0058910
Gender:	Male	Admission Date	25 Nov 2019 03:05 PM
Ward:	General Ward B Second Floor	Discharge Date:	
Speciality:	HPB Surgery	Bed No:	2010-01
Consultant:	Dr T K Chattopadhyay		