


**TO WHOMSOEVER IT MAY CONCERN**

This is to certify that Sri Rajesh Kumar Mani son of Sri Bhagwan Mani Tripathi, R/o A-5 Govindpur, Prayagraj, Enrolment No. U.P. 08151/2003 and Advocate Roll No. A/R 0370/2012 is working as Standing Counsel since October, 2017 till date.

Dated:- 28.02.2024



Account No. 30368552202

PAN No. APLPM2356K

  
(Kunal Ravi Singh)  
Chief Standing Counsel  
High Court, Allahabad

Verified  
Munim  
29/2/24  
(Civil Bill Incharge)


Father's Name :SRI BHAGWAN MANI TRIPATHI  
Address :A-5, GOVINDPUR,  
PRAYAGRAJ (U.P) - 211 004  
Enrollment No. :U.P. 08151/03  
Advocate on Roll:AR-0370/12  
Blood Group :O+  
Date of Birth :23RD JULY 1970  
Contact No. :9984466779  
Emergency No. :9565517277

 High Court of Judicature at Allahabad  
OFFICE OF THE  
ADVOCATE GENERAL U.P.  
VALID upto Dec 2020  
RAJESH KUMAR MANI  
STANDING COUNSEL  
  
Card Holder Advocate General

I. Card No. : H0329 **LIFE TIME MEMBER**  
Advocate on Roll.: A/R0370/2012 D.O.B- 23.07.1970  
Membership Date : 31.08.2006  
Permanent Address : VILL. GOVINDPUR, POST BATALPUR, DEORIA  
UTTAR PRADESH- 274001  
Local Address : A-3, GOVINDPUR ALLAHABAD  
UTTAR PRADESH- 211004  
Email Id. : rajeshkman2003@gmail.com  
Phone No. : 9984466779, 8738879271  
Blood Group : O+  
Singh-18/A0948

Holder's Signature


Uttar Pradesh Bar Council  
Allahabad  
www.upbarcouncil.org



**RAJESH KUMAR MANI**  
(Advocate)  
FATHER - SHRI BHAGWAN MANI TRIPATHI  
B.C REG. NO. - UP815109/08/2003  
COMPUTER. NO. - R-1531

*Rajesh Kumar Mani*  
Rajesh Kumar Mani  
President

*Anand Chandra Tripathi*  
Anand Chandra Tripathi  
Hony. Secretary



COMMITTED BY SELF  
 COUNSELLOR NAME DESIGNATION Rajesh Kumar Mani sc (Civil)

DATE OF SUBMISSION: 5/02/24  
 MONTH Jan 2024

BANK A/C NO 5 RT Fresh Bank CONTACT NO: 9984466779  
3036955202 PAN NO APLPM2356K  
 PAYMENT OF ALLAHABAD DISTRICT TREASURY DEPARTMENT BILL DUE TO GOVT. CIVIL / CRIMINAL SIDE PROCEEDINGS

2014001140005

HEAD OF ANUDAN SAMITHI &/ OR ADHESH SEVA SHIKSHA 2014 MAY TRAL-ADAN ADHESH ITES 1ER VCH BALAKR AUR PRAMRESH DATA (CCUNDEL) VCH  
 PRAMRASH TATHA SAMITHI ADHESHATA TR VYASAYE TATHA VCHSH SEVADAN YE LVA BHUJGAN

S.No	Date	Nature of Case	Particular of Case	Ct No	District	Order	Order
1	02/01/24	W.P.No. 4655/23	Mondumya Vs state	07	Jhansi	List on 08/1/24	3000
2	02/01/24	W.P.No. 4682/23	Mahendrakumar Vs state	07	Sahasrabour	List on 08/1/24	
3	03/01/24	W.P.No. 16677/18	Drigakrishankar Vs state	07	Jaunpur	List on 11/1/24	3000
4	03/01/24	W.P.No. 23799/18	Anand dutta Vs state	07	Muzaffar	List on 11/1/24	
5	03/01/24	W.P.No. 23799/18	Anand dutta Vs state	07	Shahjahanpur	List on 11/1/24	3000
6	04/01/24	W.P.No. 16019/23	Munhivediya Vs state	07	Gorakhpur	List on 11/1/24	
7	04/01/24	W.P.No. 17040/23	Sh. ram prasad Vs state	07	Kushin	List on 12/1/24	3000
8	04/01/24	W.P.No. 21638/23	Surendraprasad Vs state	07	Deoria	List on 12/1/24	
9	05/01/24	W.P.No. 21648/23	Shyam. Dev Vs state	07	Sonbhadra	List on 16/1/24	3000
10	05/01/24	W.P.No. 22213/24	Mahendra Prataps Vs state	07	Bareilly	List on 16/1/24	
11	05/01/24	W.P.No. 24965/24	Anurag singh Vs state	07	Pilibhit	List on 17/1/24	3000
12	05/01/24	W.P.No. 10942/20	Poonam Vs state	07	Fatehpur	List on 17/1/24	
13	06/01/24	W.P.No. 4508/19	Ismailnagui Vs state	07	Singar	List on 18/1/24	3000
14	10/01/24	W.P.No. 26978/24	Ataboolahmad Vs state	07	Muzaffar	List on 18/1/24	
15	10/01/24	W.P.No. 26978/24	Ataboolahmad Vs state	07	Aligarh	List on 19/1/24	3000
16	11/01/24	W.P.No. 6689/24	Keta Devi Vs state	07	Maharajganj	List on 19/1/24	
17	11/01/24	W.P.No. 7921/20	Ram dayal singh Vs state	07	Ghazipur	List on 22/1/24	3000
18	12/01/24	W.P.No. 19733/24	Vinod kumar Vs state	07	Aligarh	List on 22/1/24	
19	12/01/24	W.P.No. 19733/24	Vinod kumar Vs state	07	Kanpur N	List on 23/01/24	3000
20	12/01/24	W.P.No. 19733/24	Vinod kumar Vs state	07	Kanpur N	List on 23/01/24	
21	16/01/24	W.P.No. 14552/17	Suneebajpai Vs state	07	Ghazipur	List on 24/01/24	3000
22	16/01/24	W.P.No. 14552/17	Shashi kumar Vs state	07	Ghazipur	List on 24/01/24	
23	17/01/24	W.P.No. 4227/23	Itender singh Vs state	07	Aligarh	List on 25/01/24	3000
24	17/01/24	W.P.No. 2695/23	Ashok kumar Vs state	07	Kanpur N	List on 25/01/24	
25	18/01/24	W.P.No. 21483/23	Heri. Govind Vs state	07	Chitrakoot	List on 30/01/24	3000
26	18/01/24	W.P.No. 21699/24	Smrati ram Vs state	07	Kanpur N	List on 30/01/24	
27	18/01/24	W.P.No. 19232/23	Lalitprasad Vs state	07	Kanpur N	List on 30/01/24	3000
28	19/01/24	W.P.No. 15928/24	Smrati ram Vs state	07	Balia	List on 30/02/24	
29	19/01/24	W.P.No. 15928/24	Smrati ram Vs state	07	Aligarh	List on 30/02/24	3000
30	22/01/24	W.P.No. 10037/20	Krishna Devi Vs state	07	Auraiya	List on 31/01/24	
31	22/01/24	W.P.No. 2562/20	Prashant kumar Vs state	07	Auraiya	List on 31/01/24	3000
32	23/01/24	W.P.No. 32387/16	Anshu kumar Vs state	07	Agra	List on 01/02/24	
33	23/01/24	W.P.No. 59427/16	Amul kumar Vs state	07	Shahjahanpur	List on 01/02/24	3000
34	24/01/24	W.P.No. 13428/23	Gurudayal Vs state	07	Ghazipur	List on 01/02/24	
35	24/01/24	W.P.No. 14107/23	Nilesh kumar Vs state	07	Gorakhpur	List on 02/02/24	3000
36	24/01/24	W.P.No. 13957/24	Shamshul Vs state	07	Kanpur N	List on 02/02/24	
37	25/01/24	W.P.No. 13391/24	Amul kumar Vs state	07	Fatehpur	List on 05/2/24	3000
38	25/01/24	W.P.No. 13391/24	Amul kumar Vs state	07	Fatehpur	List on 05/2/24	
39	29/01/24	W.P.No. 48374/14	Kamal. Bhatti Vs state	07	Amroha	List on 07/2/24	3000
40	29/01/24	W.P.No. 48374/14	Ratanpal Vs state	07	Deoria	List on 07/2/24	
41	30/01/24	W.P.No. 19202/18	Varender Singh Vs state	07	Agra	List on 07/2/24	3000
42	30/01/24	W.P.No. 23452/18	Bhama bhashan Vs state	07	Kannauj	List on 08/2/24	
43	30/01/24	W.P.No. 97139/16	Yaduvendersingh Vs state	07	Hathras	List on 08/2/24	3000
44	31/01/24	W.P.No. 57174/16	Dinesh Chandra Vs state	07	Hathras	List on 08/2/24	
					No	20	60000

Total Due Fees in Words:  
 Certified and declare that claim is genuine and correct and not claimed before  
 if my claim found incorrect I myself will be liable for that

Signature with Date:

*R K Mani*

Dist. Sec & Addl. LA / Legal Cell, High Court,  
 Allahabad

Claim Examined by official file:

Self Verified and Assented By:

ACSC / SC Brief Holder (Sign in box)

*R K Mani*

verified By Incharge:

Certified By Chief Standing Counsel (Sign in box)

**PROFORMA - I**

**Remarks/assessment of Chief Medical Officer/Chief Medical Superintendent along with verified/countersigned papers**

I, Dr. S. Prakash [Name] CMO/CMS, of Reja Balap Bahadur Hospital [Name of the Officer], ID No. .... Designation ADD. D and place of posting Dilli & Session Court Pralappalli OR on his behalf by Sri ..... Relation with the officer ..... Phone No. 9453021211

- I have personally examined Sri/Smt./Sushri. Rajesh Kumar Manni who is suffering from the disease/syndrome/disability Chronic liver disease with cirrhosis [Name of the disease] ..... and in my opinion he/she may require frequent hospitalization for treatment/management.
- II. I also verify that Sri/Smt./Sushri. .... is suffering from the disease/syndrome/disability/disorder ..... [Name of the disease] ..... and the disease(s) find(s) mention at paragraph no. ... of the Annexure-I enclosed herewith.
- III. In my professional opinion and assessment, I am convinced that the treatment/management of the above-mentioned disease/syndrome/disability/disorder in paragraph two above is possible at the districts mentioned by the officer in his/her application submitted to Hon'ble High Court.
- IV. The treatment/management of the above-mentioned disease/syndrome/disability/disorder in paragraph two above is also available at the districts namely Channarayana, Lachinow, Nodda, Varamani
- V. I am aware that this document may be presented by the competent authority/applicant for further use by a competent Medical Board.
- VI. This document shall be valid only for three months only.

Prakash  
29/02/2014  
Signature with seal [Seal: District Civil Hospital, Pralappalli]  
(C.M.O./C.M.S.)  
Name: Dr. Sambhaji Prakash  
ID No.: .....  
Designation: C.M.S.  
Telephone No. 9410437311  
Mobile No. ....

- 1. Concerned District Judge/Officers in equivalent rank to get these matter expedited from the office of CMO/CMS.
- 2. The CMO/CMS are requested to retain the copy of this documents and documents placed before them for issuance of this document for future reference.



DR SONEL PATEL ASMC AFFILIATED TO RAJA PRATAP  
BAHADUR DISTRICT HOSPITAL PRATAPGARH

CHOWK ROAD, PRATAPGARH-230001, UTTAR PRADESH, INDIA

PHONE : 5342299013



CASUALTY OPD CARD

CR No: 981172400688965

Patient Name: MONICA THAKUR

Age/Sex: 50 Yr / F

CEHA Address: NA

W/O: RAJESH KUMAR

ABHA Number: NA

Address: PRATAPGARH, UTTAR PRADESH INDIA

Mobile: 9140085342

Category: General

Fees: ₹0.00/-

Department/Room: Emergency / 1

Visit Date: 26-Feb-2024 12:25

Doctor/Unit: casualty

OPD Days: Sun, Mon, Tue, Wed, Thu, Fri, Sat

Valid Till: 32-Mar-2024 00:00

Payment Details/ Trans Id.: Cash /

- Ash
- case
- RT
- PFT
- PPT
- w/med
- S. electrolyte
- Lipid profile
- S. cal
- Impulse profile
- HA generator
- vit b12
- vit D

for 2  
A

# RAJA PRATAP BAHADUR HOSPITAL

(ALLIED TO)  
**AUTONOMOUS STATE MEDICAL COLLEGE PRATAPGARH (U.P)**  
 CENTRAL CLINICAL LAB

Date : 26-Feb-2024      Reg/Ref: 981172400668965 / 36077 Collected At : DHP  
 Name : MS. MONICA THAKUR      Age/Gender : 50 Yrs./Female  
 Ref.By : Dr.      Phone : 9140085342      Ward : OPD  
 Recelpt : NA  
 Requested Test : RA FACTOR, electo., LIPID P, CT, urac, KFT, RBS, LFT, cbc, t3 t4 tsh, vb12  
 Result(s) awaited : VITAMIN D  
 Coll Time : 26-Feb-2024 12:56 PM    Valdate : 27-Feb-2024 11:14 AM    Prn. Time : 27-Feb-2024 11:19 AM

Investigation	Observed Values	Units	Biological Ref. Interval
<b>Complete Blood Count</b>			
Haemoglobin	12.6		
Total Leucocyte Count ( TLC )	8100	g/dL	12-15
Differential % Leucocyte Counts:		cells/mm <sup>3</sup>	4000- 11000
Neutrophils	70.2	%	
Lymphocytes	23.6	%	40 - 75
Eosinophils	6.2	%	20 - 45
Platelet Count	1.67	%	1 - 4
MPV	14.7	Lac cells/mm <sup>3</sup>	1.5 - 4.0
PDW	18.2	fl.	8.6 - 15.5
Total RBCs	4.45	%	8.3 - 25.0
MCV (Mean Cell Volume)	96.8	million cells/ $\mu$ L	4.0 - 4.5
MCH (Mean Corpus. Haemoglobin)	30.9	fl	82 - 92
MCHC (Mean Corpus. Hb Conc.)	31.9	pg	27 - 32
HCT ( hematocrit )	43.1	g%	32 - 36
RDW	13.2	%	36 - 48
<b>Absolute Leucocyte Counts:</b>		%	11.5 - 14.5
Abs.Eosinophils	0.5		
Abs.Neutrophils	5.7	thou/mm <sup>3</sup>	0.02 - 0.5
		thou/mm <sup>3</sup>	1.2 - 2.0

**RA FACTOR**

RA Factor      12      IU/ml      Up to 20

**Comments**

Rheumatoid factor is an antibody directed against the Fc portion of the IgG molecule. Polyreactive RF has binding specificity for substances other than IgG like nuclear components. This polyreactive RF is usually of the IgM class with low affinity. RF is not specific only for Rheumatoid arthritis, but it is often seen in cases of chronic infection and other systemic inflammatory conditions. Healthy individuals > 65 years of age may also show positive RF results. In addition to the common IgM RF, both IgA RF & IgG RF have been detected. IgA RF has been related to the more severe form of the disease with erosions.

**ELECTROLYTE**

Serum Sodium (Na+)      140.32      mmol/l      145  
 Serum Potassium (K+)      4.25      mmol/l      5.3

*Rizwan*  
 Pathologist  
 ASMC Pratapgarh



437844 Lib: SAURABH (DESKTOP-EQUA8B3)  
 Printed: 27-Feb-2024 11:19:17 AM

Note- this is report to help clinician for better patient management. This is not valid for medical legal purpose. Discrepancies due to technical or typing should be reported with in three days for correction. No compensation liability stand

# RAJA PRATAP BAHADUR HOSPITAL

(ALLIED TO)  
**AUTONOMOUS STATE MEDICAL COLLEGE PRATAPGARH (U.P)**  
CENTRAL CLINICAL LAB

Date : 26-Feb-2024 Reg/Ref: 981172400668965 / 36077 Collected At : DHP  
Name : MS. MONICA THAKUR Age/Gender : 50 Yrs./Female  
Ref.By : Dr. Phone : 9140085342 Ward : OPD  
Receipt : NA  
Requested Test : RA FACTOR, electro., LIPID P., CT, urac, KFT, RBS, LFT, cbc, t3 t4 tsh, vb12  
Result(s) awaited : VITAMIN D  
Coll Time : 26-Feb-2024 12:56 PM Validate : 27-Feb-2024 11:14 AM Prn. Time : 27-Feb-2024 11:19 AM

Investigation	Observed Values	Units	Biological Ref. Interval
<b>LIPID PROFILE</b>			
Serum Cholesterol	160.3	mg/dL	130 - 200
Serum Triglycerides	140.6	mg/dL	30 - 200
HDL Cholesterol	51.3	mg/dL	35 - 60
LDL Cholesterol	81	mg/dL	UP TO 150
VLDL Cholesterol	28	mg/dL	12 - 30
CHOL/HDL	3.12		
LDL/HDL	1.58		
Serum Calcium, Total	8.32	mg/dl.	8.2 - 10.2
<b>URIC ACID</b>			
Serum Uric Acid	9.84	mg/dL.	2.4 - 5.7
<b>KIDNEY PANEL</b>			
Serum Creatinine	0.93	mg/dL.	0.5-1.5
Serum Urea	15.53	mg/dL.	10- 45
Blood Urea Nitrogen ( BUN )	7.26	mg/dL.	6 - 21
Plasma Glucose Random	78.11	mg/dL	70 - 140
<b>LIVER FUNCTION TEST</b>			
Serum Bilirubin, Total	0.57	mg/dl.	0 - 1.2
Serum Bilirubin, Direct	0.30	mg/dL	> 0.2
Serum Bilirubin, Indirect	0.27	mg/dl.	0.2-0.7
SGOT	44.23	IU/L	< 40
SGPT	62.59	U/L	< 34
Serum Alkaline Phosphatase	242.9	IU/L	50-240
Serum Protein	7.43	gm/dL	6.0 - 8.0
Serum Albumin	3.61	gm/dL.	3.5 - 5.2
Serum Globulins	3.82	gm/dL	2.0 - 3.5
AG RATIO	0.95 : 1	gm/dL	

*Riwan*  
Pathologist  
ASMC Pratapgarh



537844-User-SAURABH (DESKTOP-EQUA693)  
Printed: 27-Feb-2024 11:19:20 AM

Note- this is report to help clinician for better patient management. This is not valid for medical legal purpose. Discrepancies due to technical or typing should be reported with in three days for correction. No compensation liability stand



# RAJA PRATAP BAHADUR HOSPITAL

(ALLIED TO)  
**AUTONOMOUS STATE MEDICAL COLLEGE PRATAPGARH (U.P)**  
CENTRAL CLINICAL LAB

Date : 26-Feb-2024 Reg/Ref: 981172400668965 / 3607; Collected At : DHP  
Name : MS. MONICA THAKUR Age/Gender : 50 Yrs./Female  
Ref.By : Dr. Phone : 9140085342 Ward : OPD  
Receipt : NA  
Requested Test : RA FACTOR, electro., LIPID P., CT, urac, KFT, RBS, LFT, cbc, t3 t4 tsh, vb12  
Result(s) awaited : VITAMIN D  
Coll Time : 26-Feb-2024 12:56 PM Validate : 27-Feb-2024 11:14 AM Pm. Time : 27-Feb-2024 11:19 AM

Investigation	Observed Values	Units	Biological Ref. Interval
<b>THYROID PROFILE</b>			
Serum T3	77.24	ng/dl	58-159
Serum T4	5.99	ug/dl	4.87-11.72
Serum TSH	2.0192	uIU/ml	0.35-4.94
<b>VITAMIN B 12</b>			
Serum Vitamin B12	88.0	pg/ml	187-883 pg/ml Normal 32 - 187 pg/ml Deficiency

*Riwari*

Pathologist  
ASMC Pratapgarh

Report Status : Provisional



537844 User: SAURABH (DESKTOP-EQJJA5B3)  
Printed: 27-Feb-2024 11:19:21 AM

इस डॉक्टर की सलाह होने की सामान्य शर्त है।  
-----End of report-----

Page 3 of 3

Note- this is report to help clinician for better patient management. This is not valid for medical legal purpose.  
Discrepancies due to technical or typing should be reported with in three days for correction. No compensation liability stand



DR SONELAL PATEL ASMC AFFILIATED TO P  
BAHADUR DISTRICT HOSPITAL PRAT

CHOWK ROAD, PRATAPGARH-230001, UTTAR P

PHONE 5342295013

BILLING SERVICES RECEIPT

PATAP



Plan - 34921 (OPD)  
981172400668965 36077  
50 YR / Monica Thakur / 26 FEB 12:57  
LA FACTOR, electh., LIPID P., CT, WMA, A  
PK 1 BT



CR No.: 981172400668965

BILL No.: 981172240017212/1

BILL DATE: 26-FEB-2024 12:43:41

NAME: MONICA THAKUR

CATEGORY: GENERAL

AGE/SEX: 50 YR/FEMALE

SERVICE EMERGENCY

DEPARTMENT/WARD EMERGENCY/--

SN	SERVICE	RATE	QTY.	DISCOUNT	NET AMOUNT
1	BLOOD SUGAR-(BIO026)	0.00	1	0.00	0.00
2	KFT-(BIO059)	0.00	1	0.00	0.00
3	NA+ K+ CA+- (BIO067)	0.00	1	0.00	0.00
4	SERUM CA++-(BIO090)	0.00	1	0.00	0.00
5	URIC ACID-(BIO107)	0.00	1	0.00	0.00
6	RA FACTOR-(MIB037)	0.00	1	0.00	0.00
7	CBC-(PAT007)	0.00	1	0.00	0.00

TOTAL AMOUNT(AFTER DISCOUNT) 0.0

BILLED AMT 0.00

EXEMPTION/CONCESSION AMT 0.0

COLLECTED AMT 0.0

RUPEES (IN WORD) :Zero ONLY

MODE OF PAYMENT:

PAYMENT DETAILS:

VANDANA SHARMA  
AUTHORISED SIGNATORY



DR SONELAL PATEL ASMC AFFILIATED TO RAJA PRATAP BAHADUR  
DISTRICT HOSPITAL PRATAPGARH

CHOWK ROAD, PRATAPGARH-200011 UTTAR PRADESH, INDIA

PHONE 5042210011



CASUALTY OPD CARD

CR No: 20172400513661

ABHA Number: NA

Address: PRATAPGARH, UTTAR PRADESH INDIA

Category: General

Department/Room: Emergency / I

Doctor/Unit: Casualty

Valid till: 10-Mar-2024 00:00

Patient Name: RAJESH KUMAR MANI

S/O: NA

Age/Sex: 55 yr/M

ABHA Number: NA

Mobile: 9584865779

Fees: 20,00/-

Visit Date: 24-Feb-2024 22:59

OPD Days: Sun, Mon, Tue, Wed, Thu, Fri, Sat

Payment Details/ Trans id: Cash /

Dr. Abhomen Jain

any problem Dr  
any problem Dr  
any problem Dr

Cup Prataprock DSR OP

Tab Prataprock m

Tab Prataprock 250

Syr Antacid 10ml

Tab ofloxacin 200mg

Syr m 10ml

Tab - clonidine 0.5mg 1/5 day



# रुमा हॉस्पिटल



सदर चौराहा, प्रतापगढ़ (3090)

Mr Rujesh Kumar

दिनांक... 27/02/24

HTN  
Hydrochloric

Tab Thyrox (100) / 1 TBW

Cap Mac Tab / 1 HS

Tab - Dispers EC / 1 HS

Tab Telmiking (90) / 1 TBW

Tab Udiliv (150) / 1 HS

X (15)

# RAJA PRATAP BHADUR HOSPITAL

(ALLIED TO)  
**AUTONOMOUS STATE MEDICAL COLLEGE PRATAPGARH (U.P.)**  
 CENTRAL CLINICAL LAB

Date : 25-Nov-2023      Reg/Ref: DHP-90167 / 335895      Collected At : DHP  
 Name : MR. RAJESH KUMAR      Age/Gender : 54 Yrs./Male  
 Ref.By : Dr.      Phone :      Ward : OPD  
 Receipt : NA

Requested Test : ebc, LFT, KFT

Coll Time : 25-Nov-2023 12:06 PM    Valldate : 25-Nov-2023 03:53 PM    Prn. Time : 25-Nov-2023 09:34 PM

Investigation	Observed Values	Units	Biological Ref. Interval
<b>Complete Blood Count</b>			
Haemoglobin	11.2	g/dL	13 - 17
Total Leucocyte Count ( TLC )	7000	cells/mm <sup>3</sup>	4000- 11000
<b>Differential % Leucocyte Counts:</b>			
Neutrophils	68.9	%	40 - 75
Lymphocytes	23.7	%	20 - 45
Eosinophils	7.4	%	1 - 4
Platelet Count	0.96	Lac cells/mm <sup>3</sup>	1.5 - 4.0
MPV	13	fl.	8.6 - 15.5
PDW	15.7	%	8.3 - 25.0
Total RBCs	3.61	million cells/ $\mu$ L	4.5 - 6.0
MCV (Mean Cell Volume)	91.3	fl	82 - 92
MCH (Mean Corpus. Haemoglobin)	32.5	pg	27 - 32
MCHC (Mean Corpus. Hb Conc.)	35.6	g%	32 - 36
HCT ( hematocrit )	32.9	%	42 - 52
RDW	13.9	%	11.5 - 14.5
<b>Absolute Leucocyte Counts:</b>			
Abs Eosinophils	0.6	thou/mm <sup>3</sup>	0.02 - 0.5
Abs Neutrophils	4.8	thou/mm <sup>3</sup>	1.2 - 2.0
<b>LIVER FUNCTION TEST</b>			
Serum Bilirubin, Total	0.56	mg/dl.	0 - 1.2
Serum Bilirubin, Direct	0.23	mg/dL	> 0.2
Serum Bilirubin, Indirect	0.33	mg/dl.	0.2-0.7
SGOT	80.17	IU/L	< 40
SGPT	85.46	U/L	< 45
Serum Alkaline Phosphatase	255.0	IU/L	50-270
Serum Protein	6.23	gm/dL	6.0 - 8.0
Serum Albumin	3.39	gm/dL	3.5 - 5.2
Serum Globulins	2.84	gm/dL	2.0 - 3.5
AG RATIO	1.19 : 1	gm/dL	

*Rishi*

Pathologist  
ASMC Pratapgarh



Barcode Label: MADAN (DISA TOP-EQUASB1)  
 Patient No: 90167 / 335895

Note- this is report to help clinician for better patient management. This is not valid for medical legal purpose.  
 Discrepancies due to technical or typing should be reported with in three days for correction. No compensation liability &

RAJA PRATAP BHADUR HOSPITAL

ATTACHED TO  
AUTONOMOUS STATE MEDICAL COLLEGE PRATAPGARH  
CENTRAL CLINICAL LAB

Name : MR. Rajesh Kumar  
Reg No: 08172503000004 / 34507

Phone : 988488779

Admitted At : ERIP  
Age/Sex : 52 Yrs/Male  
Ward : OPD

Ref By : Dr.  
Receipt : NA

Requested Test : KFT, LFT, cbc

Coll Time : 21-Dec-2023 09:38 AM Validate : 21-Dec-2023 02:48 PM Pm. Time : 22-Dec-2023 09:58 AM

Investigation	Observed Values	Units	Biological Ref. Interval
<b>Complete Blood Count</b>			
Haemoglobin	10.3	g/dL	13 - 17
Total Leucocyte Count ( TLC )	5900	cells/mm <sup>3</sup>	4000- 11000
<b>Differential % Leucocyte Counts:</b>			
Neutrophils	69.6	%	40 - 75
Lymphocytes	24.9	%	20 - 45
Eosinophils	5.5	%	1 - 4
Platelet Count	1.01	Lac cells/mm <sup>3</sup>	1.5 - 4.0
MPV	11.2	fL	8.6 - 15.5
PDW	15.7	%	8.3 - 25.0
Total RBCs	3.2	million cells/ $\mu$ L	4.5 - 6.0
MCV (Mean Cell Volume)	92.3	fL	82 - 92
MCH (Mean Corpus Haemoglobin)	32.2	pg	27 - 32
MCHC (Mean Corpus Hb Conc )	34.9	g%	32 - 36
HCT ( hematocrit )	29.6	%	42 - 52
RDW	13.7	%	11.5 - 14.5
<b>Absolute Leucocyte Counts:</b>			
Abs Eosinophils	0.4	thou/mm <sup>3</sup>	0.02 - 0.5
Abs Neutrophils	4.1	thou/mm <sup>3</sup>	1.2 - 2.0
<b>KIDNEY PANEL</b>			
Serum Creatinine	0.76	mg/dL.	0.5-1.5
Serum Urea	26.46	mg/dL.	10- 45
Blood Urea Nitrogen ( BUN )	12.36	mg/dL.	6 - 21

*Rajwani*

Pathologist  
ASMC Pratapgarh



-RANJEET (DESKTOP-EQUA5B3)  
c-2023 9:58:54 AM

Report to help clinician for better patient management. This is not valid for medical legal purpose due to technical or typing should be reported with in three days for



राजा प्रताप बहादुर चिकित्सालय  
(सम्बद्ध)

डॉ. सोनेलाल पटेल, स्वशासी राज्य चिकित्सा महाविद्यालय  
प्रतापगढ़ (उ.प्र.)

RAJA PRATAP BAHADUR HOSPITAL  
DR. SONELAL PATEL, AUTONOMOUS STATE MEDICAL COLLEGE  
PRATAPGARH (U.P.)

Name: Angela Kum Manda  
Angela Manda Age 52 Sex F UHID/IPID No. 20804

D/o / S/o / W/o Bhagwan Manda Address Judges Colony, Pratapgarh

Date & Time of Admission 18/11/23 (ad) 3:05 PM

Department Emergency Consultant Dr. P. P. Dinesh

Diagnosis GAB 9646002422 - Dr. Samin





राजा प्रताप बहादुर चिकित्सालय (सम्बलपुर)  
 डॉ. सोनेलाल पटेल, स्वशासी राज्य चिकित्सा महाविद्यालय  
 प्रतापगढ़

UHID/IPID No. 20004 Date 18/11/23

Name: Prof. M. K. Prasad, Rajshahi Kan Mandi Age/Sex 52/M

D/O / S/O / W/O Bhagwan Mandi Address \_\_\_\_\_

Department / Ward / Bed EMG / 12/ABD Consultant Dr. P. P. D. D.

DOCTOR'S Order

2/CA-17M.  
 Mr. K. on Adv. anty. drug  
 [C. tr. Allopurinol]

C/O  
 2/10 Chest Pain

Calcium 9.5%  
 SPO<sub>2</sub> 90/50  
 BP - 90/50  
 HR - 193 / 100  
 T - 100.4  
 Wt - 15/100  
 vs - 5/100  
 Pt. C. exam.

Dr. Oc. P. P. D. D.  
 Prof. M. K. Prasad  
 - P. P. D. D. (very low)  
 - P. P. D. D. (very low)  
 - P. P. D. D. (very low)

ECG - (B)

Agred to Mg on all  
 state 1  
 Dr.

Adm  
 C.M.  
 L.F.T.  
 K.F.T.  
 W.C.H.  
 AS





# INSTITUTE OF LIVER & BILIARY SCIENCES

(An Autonomous Society under Government of NCT of Delhi)

D-1, Vasant Kunj, New Delhi, India

Phone No: 011-46300000 Ext: 7055 & 7058, 011-26708700 - 02

Fax No: 46300010, Email: info@ilbs.in, Website: http://www.ilbs.in



12:30pm

## Out-Patient Consultation Record

UHID: ILBS 0000213447  
 Patient Name: Mr RAJESH KUMAR MANI  
 Age/ Gender: 52 Year(s) / Male  
 Address: A-5 GOVINDPUR  
 Date: 16-Nov-2022 12:28 pm  
 Doctor Name: Satender Pal Singh / Sr. Resident / Virtual Consultation  
 Designation: Consultant (Transplant Hepatology)- Gr-IV  
 Hepatology Unit 1

City and State: ALLAHABAD, UTTAR PRADESH

BP (mmHg): 132/80	Pulse (per min): 94	Waist (cm): 99	SPR-99/	*ILBS.0000213447*
Height (cm): 166	Weight (kgs): 72.7	BMI (kg/m <sup>2</sup> ): 26.3		
Allergies:				

### Laboratory Tests

- Antibody / Lipase / LDH
- ANA / ANA / Anti-CCP (1/2)
- AMA / AMG / AMA-M2
- CBC / Hmg / Retic Count /
- DCT / Iron Studies
- Coce (F / PP) / GTT
- A1C / Serum Insulin
- HIV 1/2 / HIV RNA
- Kidney Function Test
- LFT / LFT A / Inflammatory markers profile
- LDL Profile / Serum G-CST
- PT-INR / Prothrombin time / PTAP
- AFP / AFP-L3 / PANKA II
- T3 / T4 / TSH / Serum Chromogranin
- Total IgG / IgG4
- Urea R / M / C / S / Urine NGAL
- Vitamin B12 / D3 / RBC Folate
- Immunology Panel**
- HBsAg / HBeAg / Anti-HBc (I/II)
- HIV Ag / Anti-HIV (Anti-HBc/T)
- HEV DNA / Genotype / Resistance
- Anti-HCV / HCV RNA / HCV Genotype
- IgM Anti-HAV / IgM Anti-HEV / Anti
- Radiology and Imaging**
- X-ray Chest / PA / Abdo / KUB
- USG / Upper / Whole Abdo / Pelvis / Doppler
- CT / Upper / Whole Abdo (Cont / Non-Cont)
- MRI Upper Abdo / Whole Abdo / MRCP
- Biopsy / Non Contrast
- Decor / Hip and Spine / Whole Body
- Miscellaneous**
- Ascitic fluid Analysis (Cytology / Cell count)
- SAAG / Total Protein / Amylase
- Polysomnogram / AHA / PCR TB
- Fibrosis / Liver / Fibroscan / Spleen
- Nutritional**
- Body Composition Analysis
- Endoscopy / Screen (orant) / SIV - 0.0
- EGE (Antal / D2 Box) / Sp / Colonoscopy
- Enteroscopy (Antegrade / Retrograde)
- ERCP
- EUS

66

HTN

Hypothyroidism

CLD - Adv

Compensated

segmental distal resection for GIST.

Pacer on + gastrojejunostomy

Issue - ALD. E to transaminitis

Adv

Hb-12.4

Tc-1.05

Plat-120

T-Gl-1.53

AST-76

ALT-73

ALP-162

Urea-28

S-Cr-0.6

TSR-5.42

1 - T. Carbox 3.125mg - BD

2 - T. Exhames - OD (omega 3 fatty acid)

3 - T. Niacin Puz - OD

4 - T. Uliber 300mg BD

Follow up with Consultant / SR after: \_\_\_ days / weeks / months

OPD: Mon / Tue / Wed / Thu / Fri / Sat

India's First NABH Accredited Autonomous Super Specialty Hospital | Liver help line - 1-800-11-5354

"Healthy Liver, Healthy India" | 24-hr Emergency services: 5540947094 | 8448884294

On Panel :- CGHS | DGHS | Aarogya | E-Medica | Centre Link | ESI | DU | KJAC | ONCC | DTL | UP Govt | Rajasthan Govt | DMRC | MCD | Bihar Govt | CONCOR | CCI | Paramount | NHPC | TRAI | INSA | NSIC | Star Health (Max Bupa) | Indian Oil | MMTC | Air India | IGNOU | Jans Mfg Univ | Manipal Govt | Sikkim Govt | West Bengal Govt

COUNTER SIGNED

CHIEF MEDICAL OFFICER  
PRATAPGARH

5 - T. Thyroxine 75mg BD

6 - T. Telmisartan 40mg OD

Continued



LSM-31-7

LSM-31-7

CT - No SOB / PVT

Also: CLO<sup>+</sup>

Imp: none (gt II V)

CLO - ASD

compensated

coronary - normal

- hyperthyroid

No PVD

HTN NA No SOB

- ① → ⑥

- Byt 602 / isabylol

- weight reduction

- NO ASD

- To come after 2 months

Scotland - T. Simvastatin 20mg qd  
(CSC, KFT, LFT, INR)



# INSTITUTE OF LIVER & BILIARY SCIENCES

(An Autonomous Society under Government of NCT of Delhi)

D-1, Vasant Kunj, New Delhi, India

Phone No: 011-46300000 Ext, 7055 & 7056, 011-26706700 - 02, 64703890

Fax No.46300010

Email : info@ilbs.in, Website: http://www.ilbs.in



## Discharge Summary

Patient:	Mr RAJESH KUMAR MANI	UHID:	ILBS.0000213447
Age:	49 Year(s)	InpatientNo:	IPID.0058910
Gender:	Male	Admission Date:	25 Nov 2019 03:05 PM
Ward:	General Ward B Second Floor	Discharge Date:	<i>[Signature]</i>
Speciality:	HPB Surgery	Bed No:	2010-01
Consultant:	Dr T K Chattopadhyay		

### DIAGNOSIS:

1. Duodenal (D3-D4 junction) GIST with GI bleeding
2. Background - CLD-ethanol, decompensated with ascites/??HE, Child A, MELD Na- 11, HVPG 6
3. Large incisional hernia S/P EL + colostomy for gunshot injury in 2002, S/P colostomy closure in 2002

**CO-MORBIDITIES:** Hypertension x 10 years, Hypothyroidism x 2 months (on Tab thyronorm 62.5 µg/ day)

**PROCEDURES PERFORMED:** Segmental duodenal resection (D3, D4) of GIST containing segment 4 Roux en Y gastrojejunostomy + duodenojejunostomy (D3 jejunum) + feeding jejunostomy + liver biopsy on 28/11/2019

**INDICATION FOR ADMISSION:** Surgery

**HISTORY:** Mr Rajesh, a 49yrs old male, presented to ILBS with complaints of malena 2 months back which persisted for a week, with 4-5 episodes per day. Patient took over the counter treatment for diarrhea mistaking malena for diarrhea. He developed severe dizziness following which he was evaluated and diagnosed with severe anemia and required blood transfusion. Further workup was s/o CLD. UGIE showed duodenal GIST and patient went to Medanta hospital for further management. At Medanta, he was transfused 4 units of PRBC following which he was intubated ?fluid overload. There was also doubtful h/o altered sensorium. He was evaluated with Imaging, UGIE+EUS which were s/o duodenal GIST (D3-D4) with stigmata of Bleed with early esophageal varices and CLD. Following this he came to ILBS for further management. He was evaluated on OPD basis and planned for surgery. In the interim he had dizziness and fall (? Low Hb) sustaining chest trauma. Patient was admitted on 07/11/2019 for evaluation and surgery but was discharged as patient wanted to obtain his opinion regarding plan of management. Now the patient is being readmitted with complaints of malena for the past 5 days.

- h/o chronic alcoholic x 6 years- 100 ml to 180ml/day
- last intake - in September 2019
- h/o Tobacco chewing stopped after last admission.
- h/o UGI/LGI bleeding.
- h/o H/o jaundice
- h/o h/o loss of appetite, loss of weight
- h/o h/o urinary complaints
- h/o exploratory laparotomy with colostomy for gunshot injury in 2002
- h/o large incisional hernia since 2005

## Discharge Summary

Patient	Mr RAJESH KUMAR MANI	UHID:	ILBS.0000213447
Age	49 Year(s)	InpatientNo:	IPID.0058910
Gender	Male	Admission Date	25 Nov 2019 03:05 PM
Ward	General Ward B Second Floor	Discharge Date:	
Speciality	HPB Surgery	Bed No:	2010-01
Consultant	Dr T K Chattopadhyay		

### ON EXAMINATION:

Conscious, oriented

Afebrile. PR-80/min, BP-110/70 mm Hg, RR-16/min

Pallor present

No icterus/ cyanosis/ Clubbing/ LNP/ Edema

RS: Air entry bilateral equal

P/A: Soft, Non tender, no lump, no organomegaly, no free fluid, large incisional hernia present with distorted abdominal contour more towards left side. Midline scar mark of exploratory laparotomy, BS +ve

P/R- grade III hemorrhoids

### SYSTEMATIC REVIEW:

**USG Abdomen (25/11/2019):** K/c/o GIST in duodenum, present ultrasound shows : Chronic liver disease with findings suggestive of portal hypertension (splenomegaly with prominent splenoportal axis). Large hernia seen in left lower abdomen with bowel loops and mesentric fat as content. No free fluid in peritoneal cavity.

**PET CT (16/10/2019):** Metabolically active exoenteric soft tissue mass arising from the fourth part of duodenum suggestive of primary malignant pathology (likely GIST). Advised HPE for confirmation.  
2. Metabolically active enlarged right lower paratracheal and subcarinal lymph nodes likely infective (granulomatous) in etiology. However FNAC may be worthwhile to exclude remote possibility of metastases.  
3. CLD with non-metabolic LR-3 lesion (likely atypical hemangioma) in segment VII with features of PHT (splenomegaly with mild ascites and bilateral pleural effusion).

**CECT Abdomen (Outside, 1/10/2019):** cirrhotic liver morphology. Endoexophytic lesion with transmural extension from D3-D4 with abutment of proximal jejunal loops. 3.9 x 3.4 x 3.9cm in size

**Upper GI endoscopy (outside):** early esophageal varices, GIST of D3.

**HVPG (15/11/2019):** No clinically significant portal hypertension. HVPG - 6 mm hg

### Fibroscan(9/10/2019)

CAP\_MED 269

CAP\_IQR 13

E MED 70.6

E IQR 5.2

E IQR MED 7%

**HPE (04/12/2019, H-5425/19):** Duodenal D4 segment with tumor Gastrointestinal stromal tumor (GIST), spindled cell type, Low grade.

**Tumor site-** Duodenum.

**Tumor size-** 6 x 3 x 2.5cm.

**Tumor Focality-** unifocal

**Mitotic Rate-** 0-1/25HPF

**Necrosis-** not seen

## Discharge Summary

Patient:	Mr RAJESH KUMAR MANI	UHID:	ILBS.0000213447
Age:	49 Year(s)	InpatientNo:	IPID.0058910
Gender:	Male	Admission Date:	25 Nov 2019 03:05 PM
Ward:	General Ward B Second Floor	Discharge Date:	
Speciality:	HPB Surgery	Bed No:	2010-01
Consultant:	Dr T K Chattopadhyay		

**Histologic Grade G1:** Low grade; mitotic rate 5/5 mm<sup>2</sup>  
**Resection margins-** Resection margins (duodenal) are free of tumor.  
**Lymphovascular invasion** not seen  
**Perineural invasion-** not seen

**Liver biopsy (H- 5426/19, 29/11/2019):** Liver (Trucut) biopsy- Steatohepatitis with Cirrhosis

### OPERATIVE FINDINGS:

Liver nodular. No ascites. No peritoneal nodules. No significant collaterals  
 Flimsy adhesions interbowel and bowel to parietal wall.  
 Omental and bowel adhesions to right side of liver, gall bladder and parietal wall and liver to wall adhesions  
 Large incisional hernia on left side. Content: small bowel and sigmoid colon  
 Tumour of size 4 x 5 cm involving D3-D4 part of duodenum.  
 10 cm segment of bowel resected from distal D3 to 5 cm beyond DJ flexure.  
 Root of mesentery fused with mesocolon due to post-operative adhesions  
 Roux en Y gastrojejunostomy done (retrocolic, posterior, isoperistaltic).  
 Nasogastric tube positioned in duodenum.  
 Side to side duodeno(D3)-jejunal anastomosis performed in 2 layers with the same roux en y loop 45 cm distal to GJ.  
 Leak test done with methylene blue: Negative  
 FJ done 20 cm distal to DJ

**COURSE IN THE HOSPITAL:** Mr Rajesh was admitted with the above mentioned history at ILBS. Patient was anemic (Hb 5.1) at presentation. 5 unit PRBC were transfused after which his Hb stabilized at 9.6. Patient and his relatives were explained in detail regarding disease, its treatment options and complication and risk associated with surgery. Also he was explained in detail about risk of mortality i/v/o CLD. After obtaining due consent, he underwent Segmental duodenal resection (D3, D4) of GIST containing segment + Roux en Y gastrojejunostomy + duodenojejunostomy (D3 jejunum) + feeding jejunostomy + liver biopsy on 28/11/2019. He tolerated the procedure well, was extubated on table and shifted to SICU for monitoring. He was managed with IV fluids, IV antibiotics, parenteral analgesics, and inj albumin. He was started on TPN from POD2 for nutrition as FJ output was persistently high. FJ test feed was given on POD4 which he tolerated well. He passed flatus and motion on POD4. He was shifted to the ward on POD4 and allowed oral sips of water as tolerated. A CECT thorax and abdomen with oral contrast was done on POD5 (3/11/2019) to check for any anastomotic leaks which was s/o no leak and passage of contrast in small bowel and he was allowed oral clear liquids as tolerated on POD5. Foleys catheter was clamped and removed on same day. He was gradually advanced to soft diet with diuretics from POD6 and FJ was clamped. Normal diet was allowed on POD7. Drain output gradually decreased and pelvic drain was removed on POD8 and left sided ADK was removed on POD11. Medical oncology opinion was sought and no further treatment was required (low risk GIST). He is pain free, afebrile and tolerating normal diet, hemodynamically stable.

**CONDITION AT DISCHARGE:** He is pain free, afebrile and tolerating normal diet, hemodynamically stable and fit for discharge.

**ADVICE AT DISCHARGE**


## Discharge Summary

Patient	Mr RAJESH KUMAR MANI	UHID:	JLBS.0000213447
Age	49 Year(s)	InpatientNo:	IPID.0058910
Gender	Male	Admission Date	25 Nov 2019 03:05 PM
Ward	General Ward B Second Floor	Discharge Date:	
Speciality	HPB Surgery	Bed No:	2010-01
Consultant	Dr T K Chattopadhyay		

High protein high calorie diet  
 Absolute abstinence from alcohol and tobacco  
 Incentive Spirometry  
 Tab Lasilactone 20/50 1 BD x 3 days then stop  
 Tab Cardivas 3.125 mg OD to continue  
 Tab Thyronorm 62.5 mg OD  
 Tab Sheleal M 1 tab TDS x 1 month  
 Tab Crocin pain relief SOS  
 Tab Pantocid 40 mg OD x 1 week  
 Cap A-Z 1 OD x 1 week  
 Tab Zinconia OD x 1 week  
 FJ site care as advised  
 Daily drain output measurement (Left side)  
 To follow up in HPB surgery on Monday for clip removal.  
 To follow up in hepatology OPD for management of CLD  
 To follow up in Medical Oncology OPD for need of adjuvant treatment.

C T + 17 - Dr. Ranjit Singh  
 Seal in the  
 of Assistant  
 Medical Officer

**WHEN TO OBTAIN URGENT CARE:**  
Severe nausea, vomiting, abdominal pain, fever, jaundice

Senior Resident:   
 Sign of Senior Resident Dr. Ranjanjyoti  
 Name of Senior Resident

Treating Faculty:  
 Sign of Treating Faculty  
 Name of Treating Faculty

**Senior Resident:**

Dr. Sushilwat Sarin	Dr. Brahmeshakti Pattnaik	Dr. Devi Singh	Dr. Sahil Gupta	Dr. Dinesh	Dr. Venkatesh	Dr. Vivek R	Dr. Yagnn	Dr. Sanyam
7835056139	8437201202	9873415878	9873291642	8561907161	8834299325	8300984217	9953771947	8448884099

**Treating Faculty:**

Dr. T.K. Chattopadhyay	Dr. Vinayendra Pattnaik	Dr. Senthil Kumar	Dr. Shridhar V Sasturkar	Dr. Piyush Kumar Sinha	Dr. Nihar Mohapatra	Dr. Nilesh S Patil	Dr. Ragini Kilambi	Dr. Rup Goswami
Sc. Consultant	Professor	Additional Professor	Associate Professor	Assistant Professor	Assistant Professor	Assistant Professor	Assistant Professor	Consultant

In case of Emergency Contact - 011-46300000 Ext. 7049 | Hepatology - 9540947080 | HPB Surgery - 9540947081 | Liver Helpline No. + 1-800-115354

INVESTIGATIONS: Reports enclosed

### Discharge Summary

Patient:	Mr RAJESH KUMAR MANI	UHID:	ILBS.0000213447
Age	49 Year(s)	InpatientNo:	IPID.0058910
Gender:	Male	Admission Date	25 Nov 2019 03:05 PM
Ward:	General Ward B Second Floor	Discharge Date:	
Speciality:	HPB Surgery	Bed No:	2010-01
Consultant:	Dr T K Chaitopadhyay		