

केवल 15 दिन के लिए मान्य

नी नायडू जिला चिकित्सालय एवं क्षयरोगाश्रम
फिरोजाबाद



छोटा परिवार
सुखी परिवार
रोग निदान

रोगी का नाम राहुल सिंह आयु 40
स्त्री/पुरुष बच्चों को स. : ग्राम जिला

गाँव साहू

पंजीकरण सं. 254601

दिनांक उपचार तथा लक्षण

20 SEP 2014

$$\begin{array}{r} -2.50 \\ -4.25 \\ \hline \end{array} \times 140^\circ$$
$$\begin{array}{r} -2.50 \\ -1.25 \\ \hline \end{array} \times 163^\circ$$

fundus NAD
vitreous opacity
not mediobary

refer to S.O
medical college
or higher center

Handwritten signature

Handwritten signature
reparlam



926661370 (36)

ब. रो. वि कार्ड O.P.D. Card



अनुभाग व दिन
Section and Day
सोमवार व बृहस्पतिवार
Monday & Thursday

कमरा नंबर
Cabin No.

डा. राजेन्द्र प्रसाद नेत्र विज्ञान केन्द्र,
अ. भा. आयु. सं., नई दिल्ली - 110029

Dr. Rajendra Prasad Centre for Ophthalmic Sciences
DR RAJENDRA PRASAD CENTRE FOR OPHTHALMIC SCIENCES

UHID: 100550993
Dept No. 20140050098859
RAHUL SINGH
S/O: R S SAROJ

36Y/M

Date 22.09.2014

OPD-Dr. Pradeep Venkatesh
Unit-1
Room No.: 20

MON 1

एकक
Unit

आयु Age	पता Address
------------	----------------

Address J-44 JUDGE COMPOUND DABRAI FIROZABAD, UTTAR PRADESH



No trauma to Eyes
E blunt trauma
15 days back

VAE 6/8 → 6/6
6/60 → 6/6

Since I was clo inferior field

OLE

defect & floaters

NFC 34, 32, 30
23, 20, 22

Ant. segment
No sign of trauma

No RADD

Shaffer signs +ve

Kli 1

System

कृपया इस कार्ड को सुरक्षित रखें तथा अस्पताल में दिखाने के समय हर वक्त साथ लायें।
Kindly keep this Card safely and bring it on your follow-up visits.




1. धूम्रपान निषेध
2. कूड़ा कर्कट केवल कूड़ेदान में ही डालें
3. थूकिये नहीं

दिनांक - Date

उपचार - Treatment

Dilate BCC
(116)

R



Multiple NCF
Leakage NCF

AK

Glaucoma evaluation

- Pt. admit for (L) Pneumatic + Buckle

wants Put ward

(129)

GVP explained

- (R) Prophylactic Laser

नेत्र ईश्वरीय सर्वश्रेष्ठ उपहार है जिनका मनुष्य जीवम में दान करना परमश्रेष्ठ है।
इनकी पूर्ण रक्षा कीजिए ताकि ये आपकी रक्षा कर सकें।
Eyes are God's most precious gift to man kind. Take full care of them
So that they can take care of you

Certificate of Mr. RAHUL SINGH and UHID: 100550993



Dr. Rajendra Prasad Centre For Ophthalmic Sciences
ALL INDIA INSTITUTE OF MEDICAL SCIENCES (AIIMS), New
Delhi,

Discharge Report
(DUPLICATE)

UHID : 100550993
 Name: Mr. RAHUL SINGH
 Age/Sex: 36 years 12 days / Male
 Ward Name: Private Ward III
 Address: J-4/4 JUDGE COMPOUND DABRAI,
 FIROZABAD, UTTAR PRADESH, INDIA
 Mobile No: 9415018287
 Date of Admission: 23/09/2014 12:33:00 PM
 Date of Discharge: 04/10/2014 08:55:00 AM
 Discharge Type: Cured

Cr No: R-028421-14
 Department: R. P. Centre
 Unit: Unit-I
 Bed No.: 392

Drug Allergy, if any :- []

Diagnosis
 RE MULTIPLE LATTICES
 LE ST RRD WITH MULTIPLE HST WITH MACULA
 SHALLOW OFF
 Description-

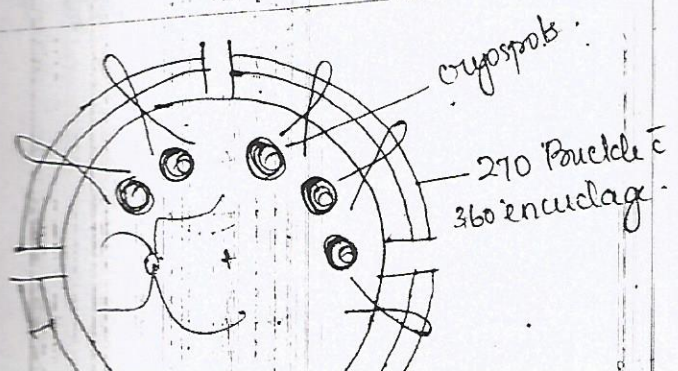
Investigation
 Systemic
 Ocular
 VN RE 6/18 TO 6/6
 LE 1/60

Treatment/Operative Procedure
 Surgeon: DR SUBODH
 Date: 04/10/2014
 Surgery
 LE BUCKLING UNDER CM

Condition at Discharge
 Vision: HMCF PR ACCURATE
 Anterior Seg.: WOUND APOSED
 AC FORMED
 PUPIL 5MM UPDRAWN
 LENS CLEAR
 IOP: .24
 Posterior Seg.: .INFR RD WITH SRF

Advice During Discharge
 Oral: T COMDIFLAM BD / 5 days } 8am - 8pm
 T ZINASE D BD
 T RANTAC BD
 Follow Up: IN 151 ON TUESDAY AT 9AM

Topical
 (L) [E/D MOXICIP QID 8-12-4-8
 E/D PREDACETATE 2HRLY 6-8 10-12 2-4-6-8
 E/D HA2 % QID 8-12 4-8
 E/O ATROPINE 1% HS → 9pm
 Position (L) - e/d Ictim - BD oo
 Inj. Human Mustaid { 10U BBF
 10U BD



Prepared By: Mr. Private 3F
 Signature Of Senior Resident

Date & Time

ब० रो० वि कार्ड
O.P.D. Card



अनुभाग व दिन Section and Day सोमवार व बृहस्पतिवार Monday & Thursday	I
------------------------------------------------------------------------------	---

कमरा नंबर
Cabin No.

डा० राजेन्द्र प्रसाद नेत्र विज्ञान केन्द्र,
अ० भा० आयु० सं०, नई दिल्ली - 110029

Dr. Rajendra Prasad Centre for Ophthalmic Sciences
A.I.I.M.S., New Delhi-110029

ब० रो० वि० संख्या
O.P.D. No.

आचार्य योगराज शर्मा का एकक
Prof. Y. R. Sharma's Unit

रोगी का नाम Name of the Patient	पुत्र/पुत्री/पत्नी S/D/W	लिंग Sex	आयु Age	पता Address
Rahul Singh		M	36	

दिनांक
DATE

निदान
DIAGNOSIS

उपचार Treatment

07/10/2014

(L) Optic Nerve sheath detachment

Adv

(L) VRSx + 50% ↓ LA ↓ LVP

Private
Wahel
in Thursday (09/10/2014)
Eg Mantol (35ml) Adv
C/D/C Prof P. Venkatesh

07/10/2014

(68) Plan

(L) C3bc gas inject (0.3cc)
↓ short admission

07/10/2014

07/10/2014

कृपया इस कार्ड को सुरक्षित रखें तथा अस्पताल में दिखाने के समय हर वक्त साथ लायें।

Kindly keep this Card safely and bring it on your follow-up visits.

1. धूम्रपान निषेध
2. कूड़ा कंकर्ट केवल कूड़ेदान में ही डालें
3. थूकिये नहीं

दिनांक - Date

उपचार - Treatment

7/10/14

LE 0.3cc C3F8 injected ↓ Mannitol cover. by
(Intraop. Digital tension low → No AC Paracentesis done).
Dr. Subodh.

- T. Diamox 1 tab stat → 1 Tab HS
- Open P & B at 9:00 PM.
- Report tomorrow morn. 10.00 am in OT, Vth floor.
→ Dr. Subodh.

e/d Vigamox Qid → LE.

- Continue Previous Treatment

8/10/14

Flu. Op. OPD - Tomorrow
at 10. am R.NO = 20.

CIDIC by P. Venkatesh

② Wound on Right Lateral Position, fracture on flap of HS

May require VR on fl.

- NCT (2)


- Flu Wound at 8:30 am at Subodh's Observation

Right Lateral Position

NCT 22
21

10/10/14
NET 23
23


नेत्र ईश्वरीय सर्वश्रेष्ठ उपहार है जिनका मनुष्य जीवन में दान करना प्रेमश्रेष्ठ है
इनकी पूर्ण रक्षा कीजिए ताकि ये आपकी रक्षा कर सकें।
Eyes are God's most precious gift to man kind. Take full care of them
So that they can take care of you.



Netu
attache

ब. रो. वि कार्ड
O.P.D. Card

दृष्टि



डा. राजेन्द्र प्रसाद नेत्र विज्ञान केन्द्र,
अ. भा. आयु. सं., नई दिल्ली - 110029

Dr. Rajendra Prasad Centre for Ophthalmic Sciences
A.I.I.M.S., New Delhi-110029

ब. रो. वि. संख्या
O.P.D. No.

आचार्य योगराज शर्मा का एकक
Prof. Y. R. Sharma's Unit

अनुभाग व दिन
Section and Day
सोमवार व बृहस्पतिवार
Monday & Thursday

कमरा नंबर
Cabin No.

रोगी का नाम Name of the Patient	पुत्र/पुत्री/पत्नी S/D/W	लिंग Sex	आयु Age	पता Address
Rahul Singh		M		
दिनांक DATE	निदान DIAGNOSIS	उपचार Treatment		

Chief Prof P. Venkatesh

In view of choroidal detachment - Plan

23
NCT 23

- Tab Nipolone 70 mg ABF Under strict
x 3 day blood sugar
monitoring
& Endocrinologist

- Tab Pantop 40 mg BBF

- CST
Eid ~~Pantop~~ Tablet 0.5 V. BD

- FIU on Monday cab No. 20 (10a.m)
Dr. Subroto

कृपया इस कार्ड को सुरक्षित रखें तथा अस्पताल में दिखाने के समय हर वक्त साथ लायें।
Kindly keep this Card safely and bring it on your follow-up visits.


- धूम्रपान निषेध
- कूड़ा कर्कट केवल कूड़ेदान में ही डालें
- थूकिये नहीं

दिनांक - Date

उपचार - Treatment

13/10/14

NCT < 22
14.



Case no 1

Dr. Rohan Singh

① Temporal break open

No Inprovent = ② Lat position + 30°

Adh

(Rohate wated flow) - Adh ② VRS x

Dr. Rohan

नेत्र ईश्वरीय सर्वश्रेष्ठ उपहार है जिनका मनुष्य जीवन में दान करना परमश्रेष्ठ है।
 इनकी पूर्ण रक्षा कीजिए ताकि ये आपकी रक्षा कर सकें।
 Eyes are God's most precious gift to man kind. Take full care of them
 So that they can take care of you

100550993

डॉ० राजेन्द्र प्रसाद नेत्र विज्ञान केन्द्र
Dr. Rajendra Prasad Centre for Ophthalmic Sciences

अखिल भारतीय आयुर्विज्ञान संस्थान, नई दिल्ली- 110029
All India Institute of Medical Sciences, New Delhi-110029

एम.आर.-9
MR-9

ABC

pleas
sent
into
cons

नाम
Name: Rahul Singh
सेवा
Service: 34/17

आयु
Age
वार्ड
Ward: ~~11/3~~
PVT III

लिंग
Sex: 392
बिस्तर
Bed

वैवाहिक स्थिति
Marital Status
व्यवासाय
Occupation

के.पं.सं.
C.R. No.
धर्म
Religion
स्थिति
Status

Referred by Dr. SR ophthalmology
Requesting Doctor

to Dr. SR ophthalmology
Consultant & Specialty

Findings :

Date :

Respected Sir/Madam,

PP-303

kindly examine this pt a case

of Ⓛ Rb who was posted for 5x today
but cancelled today due to high Blood
sugar. kindly review this case and
alter treatment for this pt if needed

Diagnosis or Impression :

Thanky you,

Yours sincerely

Recommendations:

Consultant's Signature

डा० राजेन्द्र प्रसाद नेत्र विज्ञान केन्द्र
Dr. Rajendra Prasad Centre for Ophthalmic Sciences
अखिल भारतीय आयुर्विज्ञान संस्थान, नई दिल्ली- 110029
All India Institute of Medical Sciences, New Delhi-110029

एम.आर.-9
M.R.-9

परामर्श अभिलेख / CONSULTATION RECORD 100550993

नाम Name	Rahul Singh	आयु Age	36	लिंग Sex	M	वैवाहिक स्थिति Marital Status	के.प.सं. C.R. No.	028421
सेवा Service	RCC	वार्ड Ward	PA II	विस्तार Bed	392	व्यवसाय Occupation	धर्म Religion	स्थिति Status

Referred by Dr. *Dr. Ophthalmol*
Requesting Doctor

to Dr. *Dr. Endocrine*
Consultant & Specialty

Findings :

Date : 29/9

Res. Colleague,

our patient c/o *(L) RD* is diabetes

previously seen by you & advised Insulin Mixtard

Diagnosis or Impression: still has got uncontrolled sugar.

Kindly modify treatment & advise

Thanks you



Recommendations:

Consultant's Signature

29/1/14

5/B 4R ends

Already seen in detail
of glycemic control

Recently on mustard $\begin{matrix} 8 \\ 6 \end{matrix}$

BBF	BL	AD	AD
253	303	274	298
252	231	173	327
183	157		

nutician to new diet

Adm.

- Diabetic Diet
- 3+3 meal pattern
- Ij Insulin Mustard
(20/70)
- 10 u BBF
- 8 u before dinner.
- w/o hypoglycemia
- B4 mandatory
- Can be taken for 5%
if R < 140 & PP < 200



Shroff Eye Centre

a vision of excellence



SOUTH DELHI TERTIARY CARE CENTRE A-9, Kailash Colony New Delhi - 110048, Phone: 41633999, 29231296, Fax: 29237425, 29244736
CENTRAL DELHI CENTRE 105, Surya Kiran Building, 19, Kasturba Gandhi Marg, New Delhi - 110 001, Phone: 23313383, 23326900, 41510906
GURGAON CENTRE 110-Commercial Plaza, Bestech Chambers, B-Block, Sushant Lok-I, Gurgaon - 122002, Phone: 0124-4709999, 9971156869
GHAZIABAD (NCR) CENTRE Shroff Eye Centre at Pushpanjali Crosslay Hospital, W-3, Sector-1, Vaishali, Ghaziabad - 201012
Phone : 0120-4188000, 9910036214

E-mail: sec@shroffeye.in

Website: www.shroffeyecentre.com

Discharge Summary

Consultant	: Dr. Cyrus Shroff	IPD NO.	: 2014 / 5823
Name	: Mr. Rahul Singh	Age/Sex	: 36 yrs. /M
Address	: 554/70K, Chhota Barha, Bhim Nagar, Alambagh Lucknow	D.O.D.	: 27-Oct-2014 07:04 PM
D.O.A.	: 27-Oct-2014 01:33 PM		
SEC NO.	: K208413		

Prov. Diagnosis

Status post vitreo retinal surgery in the left eye

Final Diagnosis



Status post vitreo retinal surgery in the left eye

Summary

Mr. Rahul Singh was seen at Shroff Eye Centre on 27.10.2014 for review. A diagnosis of status post vitreo retinal surgery in the left eye was made. He was advised and subsequently underwent silicon oil tap in the left eye on 27.10.2014. He was admitted on 27.10.2014 and discharged in the evening same day. Surgery was uneventful.

Advice

Please continue with the prescribed medicines as given in the printed format in file and in case of any emergency to contact 29236694, 29236695 and ask for the Doctor on emergency duty.



 Dr. Cyrus Shroff New Delhi

100 YEARS

FOUR GENERATIONS IN EYE CARE

Shroff Eye Centre

a vision of excellence

(ISO 9001 : 2008 CERTIFIED)

SHROFF EYE CARE SYSTEM

• A-9, Kailash Colony, New Delhi-110 048
Ph. : 41633999, 29231296, 29233266
Fax : 29244736, 29237425

• 105, "Surya Kiran" (1st Floor),
19, K.G. Marg, New Delhi - 110 001
Ph. : 41510906, 23313383, 23326900

• 110, Bestech Chambers (Radisson Suites),
B-Block, Sushant Lok, Ph.-1, Gurgaon-122 002
Ph. : +91 124 4709999, 9971156869

E-mail : sec@shroffeye.in

www.shroffeyecentre.com

DR. CYRUS M. SHROFF

DR. DARAIUS SHROFF

MEDICAL DIRECTORS

SERVICES :
ACADEMIC

PROF. A. K. GUPTA
IOL IMPLANT SURGERY
DR. NOSHIR M. SHROFF
DR. GURPREET SINGH
DR. RANJAN DUTTA
DR. RITU C. CHAUDHURI
DR. SHALINI TYAGI
DR. PRITI KUMAR
DR. SHALINI GUPTA
DR. VINITA JAIN
DR. ARCHANA KOUL
DR. SHUBHAM MEHTA

RETINA & VITREOUS
DR. CYRUS M. SHROFF
DR. SHARAD ROHATGI
DR. CHARU GUPTA
DR. NEELAM ATRI
DR. DARAIUS SHROFF
DR. BAGAN BHATIA
DR. STUTI ASTIR

GLAUCOMA
PROF. J. G. DAS
DR. RITU C. CHAUDHURI
MEDICAL OPHTHALMOLOGY
DR. SHALINI GUPTA
DR. VINITA JAIN

DR. SUNAMA ARORA
DR. SASWAT RAY
DR. SOMA TALUKDAR
UVEA & OCULAR INFLAMMATION
DR. SHISHIR NARAIN

SQUINT & ORTHOPTICS
DR. AJAY AGARWAL
CORNEA & REFRACTIVE SURGERY
DR. NOSHIR M. SHROFF
DR. DANIEL MATHUR

DR. AJAY DAVE
DR. RANJAN DUTTA
DR. DEEPENDER CHAUHAN
LOW VISION AIDS
DR. GURPREET SINGH

ORBIT & OCULOPLASTY
DR. MANEESH KUMAR
PEDIATRIC OPHTHALMOLOGY &
STRABISMUS
DR. MANISH MALHOTRA

NEURO OPHTHALMOLOGY
DR. SATYA KARNA
OPTOMETRY & CONTACT LENS
MR. SANJAY ARORA

MS. SANGEETA S. NARULA
MS. RAMAN SHARMA
MR. ABHISHEK SAXENA
MR. KAUSHAL KUMAR
MR. SANJAY K. MISHRA

MR. KAPIL KUMAR
MR. YOGENDRA VIJ
MS. USHA CHOUDHARY
MR. ANURAG PRAJAPATI
MS. HATINDER KAUR
MS. YAMINI KAUSHAL
MR. SANJIV PORWAL

DR. NOSHIR M. SHROFF

Patient's Name :

Rahul Singh


Date .. 27.11.2014

SEC No. K 208413

TO WHOM IT MAY CONCERN

This is to certify that Mr. Rahul Singh is under our care. He came on 24.11.2014 for a follow-up. A diagnosis of status post vitrectomy in the left eye was made. He was advised and subsequently underwent laser in the left eye on 24.11.2014.

Procedure was uneventful.


Dr. Cyrus M. Shroff

Consultants to : AIR-INDIA, OIL INDIA LIMITED, NATIONAL TEXTILES CORPORATION, KRISHAK BHARTI CO-OP. LIMITED (KRIBHCO), NATIONAL FERTILIZERS CORPORATION, NATIONAL HEART INSTITUTE, HUDCO, JAMIA MILLIA UNIVERSITY, HINDUSTAN UNI LEVER LTD., BHEL, IFFCO, INDIAN OIL CORPORATION, MMTCLTD., SAIL, ITDC, ABB, PEPSICO, TATA MOTORS
DOC No. : FMT/OPD/14, Rev. No. : 0.1, W.E.F. : 11/02/2014



shr

SEC NO. K - 208413 IPD.NO. 5734 /14
Name: Mr. Rahul Singh
Age & Sex: 36 /Male Ph: 09415088287
Add : 4/4 Judge's Compound NCC Dabrai Firozabad
DOA/TOA: 20/10/14 at 12.17 Pm R.No.307A
Consultant: Dr. Cyrus Shroff



(ISO 9001 : 2008 CERTIFIED)

SHROFF EYE CARE SYSTEM

- A-9, Kailash Colony, New Delhi - 110 048 Ph. : 41633999, 29231296, 29233266 • Fax : 29237425, 29244736
 - 105, "Surya Kiran" (1st Floor), 19, K.G. Marg, New Delhi - 110 001. Ph. : 41510906, 23313383, 23326900
 - 110 Bstech Chambers (Radisson Suites), B-Block, Sushant Lok, Phase-I, Gurgaon - 122 002 Ph. : 0124-4709999, 9971156869
 - Shroff Eye Centre at: Pushpanjali Crosslay Hospital, W-3, Sector-1, Vaishali, Ghaziabad, U.P.-201012 Ph. : +91-120-4188000, +91-99100 36214
- e-mail : sec@shroffeye.in • Website : www.shroffeyecentre.com

VITREO-RETINAL SURGERY

DISCHARGE SLIP & POST OPERATIVE INSTRUCTIONS

NAME OF THE PATIENT Mr. Rahul Singh
 DIAGNOSIS (G) sec. RD
 OPERATION (G) - lens celsay + vit + PRR
Imped + soft laser (G)
 MEDICATION (Start on day of Discharge)

IP NO. 7208413
 OPD NO. 15734
 D.O.A. _____
 D.O.S. 20/10/14
 D.O.D. 21/10/14

- 1 Tab. Cifran (250/500mg)/Tab. Tarivid (200/400mg)/Tab. Taxim-O (200mg)
 Dosage : 1 tab. 2 times a day for 7 days
- 2 Capsule Cobadex Forte
 Dosage : 1 cap. 1 time a day for 1 Month
- 3 Tab. Combiflam
 Dosage : 1 tab. 2 times a day (After Meals) 3 days
- 4 Tab. Wysolone (10 mg.)
 Dosage : 4 tab. once daily after breakfast for 5 days.
 Rev. Dosage : 3 tab. once daily after breakfast for 5 days.
 Rev. Dosage : 2 tab. once daily after breakfast for 5 days. → 1 tab. & 5 day
- 5 Cap. Ocid (100 mg)
 Dosage : 1 cap. 1 time a day for 20 days
- 6 Tab. Diamox / Avva / Synomax
 Dosage : 1 tab. 3 times a day for 5 days
 Rev. Dosage : 2 tab. 3 times a day for 3 days
- 7 Tab. K - Grad/Syr. Potklor
 Dosage : tab/tsf times a day
- 8 Tab. Calmpose / Valium (5 mg) at bedtime if required.
- 9 Cap. ACE Proxyvon
 one capsule if there is pain

OTHER ORAL MEDICATION :

Diabets control. (Biphenidol, etc)

(Please refer to page-2 for schedule of eye drops)



Shroff Eye Centre

a vision of excellence

100
YEARS

FOUR
GENERATIONS
IN EYE CARE

SHROFF EYE CARE SYSTEM

(ISO 9001 : 2008 CERTIFIED)

- A-9, Kailash Colony, New Delhi-110 048
Ph. : 41633999, 29231296, 29233266
Fax : 29244736, 29237425
- 105, "Surya Kiran" (1st Floor),
19, K.G. Marg, New Delhi - 110 001
Ph. : 41510906, 23313383, 23326900
- 110, Bestech Chambers (Radisson Suites),
B-Block, Sushant Lok, Ph.-1, Gurgaon-122 002
Ph. : +91 124 4709999, 9971156869

www.shroffeyecentre.com

E-mail : sec@shroffeye.in

MEDICAL DIRECTORS

DR. NOSHIR M. SHROFF


DR. CYRUS M. SHROFF

DR. DARAIUS SHROFF

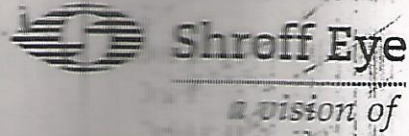
November 12, 2014

TO WHOM IT MAY CONCERN

Mr. Rahul Singh was seen at Shroff Eye Centre on 13.10.2014 with complaint of blurred vision in the left eye since 15 days. A diagnosis of recurrent retinal detachment in the left eye was made. He was advised and subsequently underwent lensectomy, vitrectomy, membrane peeling, internal limiting membrane peeling, silicon oil injection, retinopexy and perfluorocarbon liquid injection in the left eye on 20.10.2014. He was advised rest for 6 weeks from 20.10.2014.


Dr. Cyrus M. Shroff





SEC NO.K - 208413 IPD.NO. 5823 /14
 Name: Mr.Rahul Singh
 Age & Sex: 36 /Male Ph: 9415088287
 Add :4/4 Judges Compound NCC Dabrai Firozabad
 DOA/TOA: 27/10/14 at 1.36 Pm R.No.310E
 Consultant: Dr. Cyrus Shroff



SHROFF EYE CARE SYSTEM

OI : 2008 CERTIFIED)

- A-3 Kalkaji Colony, New Delhi - 110 048 Ph. : 41633999, 29231296, 29233266 • Fax : 29237425, 29244736
- 105 "Surya Kiran" (1st Floor), 19, K.G. Marg, New Delhi - 110 001. Ph. : 41510906, 23313383, 23326900
- 110 Saket Chambers (Radisson Suites), B-Block, Sushant Lok, Phase-I, Gurgaon - 122 002 Ph. : 0124-4709999, 9971156869
- Shroff Eye Centre at Pushpanjali Crossway Hospital, W-3, Sector-1, Vaishali, Ghaziabad, U.P.-201012 Ph. : +91-120-4188000, +91-99100 38214
- e-mail: sec@shroffeye.in • Website : www.shroffeyecentre.com

VITREO-RETINAL SURGERY

DISCHARGE SLIP & POST OPERATIVE INSTRUCTIONS

NAME OF THE PATIENT Mr. Rahul Singh IP NO. 5823/14
 DIAGNOSIS S.P.M + C507 OPD NO. K-208413
 OPERATION Silicone oil tap LEM D.O.A. 27.10.14
 D.O.S. 27.10.14
 D.O.D. _____

MEDICATION

(Start on day of Discharge)

Medication as before

- 1. Tab. Cifran (250/500mg) / Tab. Tarivid (200/400mg) / Tab. Taxim-O (200mg)
 Dosage: 1 tab. 2 times a day for 7 days
- 2. Capsule Cobadex Forte
 Dosage: 1 cap. 1 time a day for 1 Month
- 3. Tab. Combiflam
 Dosage: 1 tab. 2 times a day (After Meals) 3 days
- 4. Tab. Wysolone (10 mg.)
 Dosage: 3 tab. once daily after breakfast for 2 days.
 Rev. Dosage: 2 tab. once daily after breakfast for 2 days.
 Rev. Dosage: 1 tab. once daily after breakfast for 2 days.
- 5. Cap. Acid (10/20 mg)
 Dosage: 1 cap. 1 time a day for 15 days
- 6. Tab. Diamox / Avva / Synomax
 Dosage: 1 tab. 2 times a day for 3 days - *to urine*
 Rev. Dosage: 1 tab. times a day for _____ days
- 7. Tab. K - Grad/Syr. Potklor
 Dosage: 1 tab (tsf) 2 times a day 6 days
- 8. Tab. Calmpose / Valium (5 mg) at bedtime if required.
- 9. Cap. ACE Proxyvon one capsule if there is pain

OTHER ORAL MEDICATION :

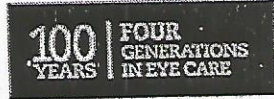
(Please refer to page-2 for schedule of eye drops)

Contd. 2



Shroff Eye Centre

a vision of excellence



SOUTH DELHI TERTIARY CARE CENTRE A-9, Kailash Colony New Delhi - 110048, Phone: 41633999, 29231296, Fax: 29237425, 29244736
CENTRAL DELHI CENTRE 105, Surya Kiran Building, 19, Kasturba Gandhi Marg, New Delhi - 110 001, Phone: 23313383, 23326900, 41510906
GURGAON CENTRE 110-Commercial Plaza, Bestech Chambers, B-Block, Sushant Lok-I, Gurgaon - 122002, Phone: 0124-4709999, 9971156869
GHAZIABAD (NCR) CENTRE Shroff Eye Centre at Pushpanjali Crosslay Hospital, W-3, Sector-1, Vaishali, Ghaziabad - 201012
Phone : 0120-4188000, 9910036214

E-mail: sec@shroffeye.in

Website: www.shroffeyecentre.com

Discharge Summary

Consultant : Dr. Cyrus Shroff IPD NO. : 2014 / 5823
Name : Mr. Rahul Singh Age/Sex : 36 yrs. /M
Address : 554/70K, Chhota Barha, Bhim Nagar, Alambagh Lucknow
D.O.A. : 27-Oct-2014 01:33 PM D.O.D. : 27-Oct-2014 07:04 PM
SEC NO. : K208413

Prov. Diagnosis

Status post vitreo retinal surgery in the left eye

Final Diagnosis


Status post vitreo retinal surgery in the left eye

Summary

Mr. Rahul Singh was seen at Shroff Eye Centre on 27.10.2014 for review. A diagnosis of status post vitreo retinal surgery in the left eye was made. He was advised and subsequently underwent silicon oil tap in the left eye on 27.10.2014. He was admitted on 27.10.2014 and discharged in the evening same day. Surgery was uneventful.

Advice

Please continue with the prescribed medicines as given in the printed format in file and in case of any emergency to contact 29236694, 29236695 and ask for the Doctor on emergency duty.


Dr. Cyrus Shroff
New Delhi



SHROFF EYE CARE SYSTEM

(ISO 9001 : 2008 CERTIFIED)

- A-9, Kailash Colony, New Delhi-110 048
Ph. : 41633999, 29231296, 29233266
Fax : 29244736, 29237425
- 105, "Surya Kiran" (1st Floor),
19, K.G. Marg, New Delhi - 110 001
Ph. : 41510906, 23313383, 23326900
- 110 Commercial Plaza, Bestech Chambers
Sushant Lok, Ph.-1, Gurgaon-122 002
Ph. : +91 124 4709999, 9971156869

www.shroffeyecentre.com

E-mail : sec@shroffeye.in

MEDICAL DIRECTORS

DR. NOSHIR M. SHROFF

DR. CYRUS M. SHROFF

DR. DARAIUS SHROFF

SERVICES :

ACADEMIC

PROF. A. K. GUPTA

IOL IMPLANT SURGERY

DR. NOSHIR M. SHROFF
DR. GURPREET SINGH
DR. RANJAN DUTTA
DR. RITU C. CHAUDHURI
DR. SHALINI TYAGI
DR. PRITI KUMAR
DR. SHALINI GUPTA
DR. VINITA JAIN
DR. ARCHANA KOUL
DR. SHUBHA MEHTA

RETINA & VITREOUS

DR. CYRUS M. SHROFF
DR. SHARAD ROHATGI
DR. CHARU GUPTA
DR. NEELAM ATRI
DR. DARAIUS SHROFF
DR. GAGAN BHATIA
DR. STUTI ASTIR
DR. PRIYANKA GUPTA
DR. TRIPTI JAJODIA

GLAUCOMA

PROF. J. C. DAS
DR. RITU C. CHAUDHURI

MEDICAL OPHTHALMOLOGY

DR. SHALINI GUPTA
DR. VINITA JAIN
DR. SUNAINA ARORA
DR. SASWAT RAY
DR. SOMA TALUKDAR

UVEA & OCULAR INFLAMMATION

DR. SHISHIR NARAIN

SQUINT & ORTHOPTICS

DR. AJAY AGARWAL

CORNEA & REFRACTIVE SURGERY

DR. NOSHIR M. SHROFF
DR. DARIEL MATHUR
DR. AJAY DAVE
DR. RANJAN DUTTA
DR. DEEPENDER CHAUHAN

LOW VISION AIDS

DR. GURPREET SINGH

ORBIT & OCULOPLASTY

DR. MANEESH KUMAR

PEDIATRIC OPHTHALMOLOGY & STRABISMUS

DR. MANISH MALHOTRA
DR. RASHMI VERMA

NEURO OPHTHALMOLOGY

DR. RASHMI VERMA

OPTOMETRY & CONTACT LENS

MR. SANJAY ARORA
MS. SANGEETA S. NARULA
MS. RAMAN SHARMA
MR. ABHISHEK SAXENA
MR. KAUSHAL KUMAR
MR. SANJAY K. MISHRA
MR. KAPIL KUMAR
MR. YOGENDRA VIJ
MS. USHA CHOUDHARY
MR. ANURAG PRAJAPATI
MS. HATINDER KAUR
MS. YAMINI KAUSHAL
MR. SANJIV PORWAL

October 15, 2015

REPORT

Mr. Rahul Singh (SEC No. K-208413) was examined at Shroff Eye Centre on 13.10.2014. He gave history of pain and blurred vision in left eye since 15 days. He gave history of blunt trauma in left eye 1 month back. He gave history of left SB done at AIIMS on 01.10.2014, right eye laser for multiple lattices and left eye C3F8 injection on 07.10.2014. He is a known diabetic and allergic to penicillin. He is under systemic steroids.

He had an uncorrected visual acuity of 6/24P in the right eye and counting finger at 1 mt with accurate projection of rays in the left eye. Intraocular pressure was 24.0 mmHg in the right eye and 9.0 mmHg in the left eye. Fundus examination of the right eye revealed old laser marks around lattices with breaks and the left eye showed recurrent retinal detachment with buckle effect. He was advised vitrectomy, lensectomy, membrane peeling, internal limiting membrane peeling, silicon oil injection, laser and per fluorocarbon liquid in the left eye which was done on 20.10.2014.

On follow up visit his left eye intraocular pressure was high and retina was on. Silicon oil tap was done on 27.0.2014.

On postoperative visit his intraocular pressure was 43.0 mmHg. He was advised to stop Atropine eye drops. On follow up visit his intraocular pressure decreased to 19.0 in left eye. On 12.11.2014 left eye retina showed open area superiorly and ridge inferiorly. He was advised laser in left eye and 360 laser was done on 24.11.2014. Post laser review his best corrected visual acuity was 6/5p in right eye and counting finger at 3 meters in left eye. Mr. Rahul Singh was advised to put Iobet eye drops in right eye and left eye drops to continue.

Optical coherence tomography done on 21.01.2015 showed complete posterior vitreous detachment in right eye and left eye showed foveal thinning, reflection silicon oil and retinal pigment epithelium changes. Fundus of the left eye showed epi-retinal membrane and RPE atrophy. He was advised silicon oil removal in left eye.

SHROFF EYE CARE SYSTEM
(ISO 9001 : 2008 CERTIFIED)

• A-8, Kalash Colony, New Delhi-110 048
Ph. : 41533999, 29231296, 29233266
Fax. : 29244736, 29237425

• 105, "Surya Kiran" (1st Floor),
19, K.G. Marg, New Delhi - 110 001
Ph. : 41510906, 23313383, 23326900

• 110 Commercial Plaza, Bestech Chambers
Sushant Lok, Ph.-1, Gurgaon-122 002
Ph. : +91 124 4709999, 9971156869

www.shroffeyecentre.com
E-mail : sec@shroffeye.in
MEDICAL DIRECTORS
DR. NOSHIR M. SHROFF
DR. CYRUS M. SHROFF
DR. DARAIUS SHROFF
SERVICES :
ACADEMIC
PROF. A. K. GUPTA
ICL IMPLANT SURGERY
DR. NOSHIR M. SHROFF
DR. GURPREET SINGH
DR. RANJAN DUTTA
DR. RITU C. CHAUDHURI
DR. SHALINI TYAGI
DR. PRITI KUMAR
DR. SHALINI GUPTA
DR. VINITA JAIN
DR. ARCHANA KOUL
DR. SHUBHA MEHTA
RETINA & VITREOUS
DR. CYRUS M. SHROFF
DR. SHARAD ROHATGI
DR. CHARU GUPTA
DR. NEELAM ATRI
DR. DARAIUS SHROFF
DR. GAGAN BHATIA
DR. STUTI ASTIR
DR. PRIYANKA GUPTA
DR. TRIPTI JAJODIA
GLAUCOMA
PROF. J. C. DAS
DR. RITU C. CHAUDHURI
MEDICAL OPHTHALMOLOGY
DR. SHALINI GUPTA
DR. VINITA JAIN
DR. SUNAINA ARORA
DR. SASWAT RAY
DR. SOMA TALUKDAR
UVEA & OCULAR INFLAMMATION
DR. SHISHIR NARAIN
SQUINT & ORTHOPTICS
DR. AJAY AGARWAL
CORNEA & REFRACTIVE SURGERY
DR. NOSHIR M. SHROFF
DR. DARIEL MATHUR
DR. AJAY DAVE
DR. RANJAN DUTTA
DR. DEEPENDER CHAUHAN
LOW VISION AIDS
DR. GURPREET SINGH
ORBIT & OCULOPLASTY
DR. MANEESH KUMAR
PEDIATRIC OPHTHALMOLOGY & STRABISMUS
DR. MANISH MALHOTRA
DR. RASHMI VERMA
NEURO OPHTHALMOLOGY
DR. RASHMI VERMA
OPTOMETRY & CONTACT LENS
MR. SANJAY ARORA
MS. SANGEETA S. NARULA
MS. RAMAN SHARMA
MR. ABHISHEK SAXENA
MR. KAUSHAL KUMAR
MR. SANJAY K. MISHRA
MR. KAPIL KUMAR
MR. YOGENDRA VIJ
MS. USHA CHOUDHARY
MR. ANURAG PRAJAPATI
MS. HATINDER KAUR
MS. YAMINI KAUSHAL
MR. SANJIV PORWAL

On 19.03.2015 patient came with complaints of floaters and flashes in right eye. Fundus examination showed large posterior vitreous detachment with retinal hoe supero-nasal quadrant. He was advised prophylactic laser in the right eye which was done on 04.05.2015. He underwent silicon oil removal and laser in the left eye under local anesthesia on 20.07.2015.

On follow up visit his vision in left eye was counting finger at 2 meters. Intraocular pressure was 24.0 mmHg in left eye. Augmented laser was done in the right eye on 31.08.2015.

He was next visited on 08.10.2015 when his best corrected visual acuity was 6/5, N5 in right eye and counting finger at 3 meters in left eye. Intraocular pressure was 19.0 mmHg in right eye and 27.7 mmHg in left eye. Fundus examination showed retinal pigment epithelium atrophy in the left eye. He was advised to continue Combigan eye drops, Dorzox eye drops, Lotoprost eye drops in left eye and follow up after 2 months.

On his last visit on 30.12.2015 his vision was 6/5 in the right eye and 6/60 in the left eye. Intraocular pressure was 17.0 mmHg in the right eye and 29.0 mmHg in the left eye. Fundus status was stable in both eyes. He was advised Tab. Diamox and asked to check intraocular pressure locally at 2 weeks and review after 6-8 weeks.

Noshir M. Shroff

(Name and Signature of the Doctor)



Shroff Eye Centre

a vision of excellence



NABH ACCREDITED (KAILASH COLONY)

SHROFF EYE CARE SYSTEM

- A-9, Kailash Colony New Delhi-110 048 Ph. : 41633999, 29231296, 29233266 Fax : 29244736, 29237425
- 105, Surya Kiran Building, 19, Kasturba Gandhi Marg, New Delhi - 110 001 Ph. : 41510906, 23313383, 23326900
- 110 Bestech Chambers B-Block, Sushant Lok Phase-1, Gurgaon-122 002 Ph. : +91 124 4709999 +91 9971156869
- 509, K.M.Trade Tower Adjacent to Radisson Blu Hotel Sector-14, Kaushambi Ghaziabad-201010 Ph. : +91-120-4410999 +91-8826263999

(ISO 9001 : 2008 CERTIFIED)

www.shroffeyecentre.com

E-mail : sec@shroffeye.in

MEDICAL DIRECTORS

- DR. NOSHIR SHROFF
- DR. DARAIUS SHROFF
- DR. CYRUS SHROFF
- DR. RUSHAD SHROFF

ACADEMIC
 PROF. A. K. GUPTA
 DR. SHUBHA MEHTA

IOL IMPLANT SURGERY
 DR. NOSHIR M. SHROFF
 DR. GURPREET SINGH
 DR. RANJAN DUTTA
 DR. RITU C. CHAUDHURI
 DR. SHALINI TYAGI
 DR. PRITI KUMAR
 DR. SHALINI GUPTA
 DR. VINITA JAIN
 DR. ARCHANA KOUL
 DR. SHUBHA MEHTA
 DR. SUNAINA ARORA
 DR. RUSHAD SHROFF

RETINA & VITREOUS
 DR. CYRUS M. SHROFF
 DR. SHARAD ROHATGI
 DR. CHARU GUPTA
 DR. NEELAM ATRI
 DR. DARAIUS SHROFF
 DR. GAGAN BHATIA
 DR. STUTI ASTIR
 DR. PRIYANKA GUPTA
 DR. INDRANIL SAHA
 DR. MINAL KAUR
 DR. AASHRAYA KARPE

GLAUCOMA
 PROF. J. C. DAS
 DR. RITU C. CHAUDHURI
 DR. JASLEEN DHILLON

MEDICAL OPHTHALMOLOGY
 DR. SASWAT RAY
 DR. SOMA TALUKDAR

UVEA & OCULAR INFLAMMATION
 DR. SHISHIR NARAIN

CORNEA & REFRACTIVE SURGERY
 DR. NOSHIR M. SHROFF
 DR. DANIEL MATHUR
 DR. RANJAN DUTTA
 DR. DEEPPENDER CHAUHAN
 DR. RUSHAD SHROFF

ORBIT & OCULOPLASTY
 DR. MANEESH KUMAR

PEDIATRIC OPHTHALMOLOGY & SQUINT
 DR. WANISH MALHOTRA
 DR. VARSHINI SHANKER

NEURO OPHTHALMOLOGY
 DR. VARSHINI SHANKER

LOW VISION AIDS
 MR. SANJAY ARORA

OPTOMETRY & CONTACT LENS
 MR. SANJAY ARORA
 MS. SANGEETA S. NARULA

MR. RANJAN BHARWA
 MR. ABHISHEK SAXENA
 MR. KAUSHAL KUMAR
 MR. KAPIL KUMAR

MR. YOGENDRA YU
 MS. USHA CHAUDHARI
 MR. ANURAG PRAJAPATI
 MS. HATINDER KOUR
 MS. YAMINI KAUSHAL
 MR. SANJAY PORNAL

Patient's Name : Mr. Rahul Singh

Date 25.4.18

SEC No. K208413

Pro Forte 2 by (R) 8/day

Humide 4/day (R)

stop o/c @ night R

DIFLUCOR 2/day (R)

add

Carbigan 2/day (R) / (L) ✓

Xalatan @ night (R) ✓ / (L) ✓

AQUASURGE MAX 8/day

Dr. Shishir Narain
DMC No. 22090
Shroff Eye Centre

25.4.18
 Bld sugar is
 ↑↑
 High hypoglyc
 fee physician
 Bld sugar is 450
 Diabetic

~~Tab Mysal 40mg 00 x 1ul
 +
 ✓ 30mg 00 x 1ul
 ↓
 ✓ 20mg 00 x 1ul
 ↓
 10mg 00 x 1ul
 T. Acid 20mg before PRF
 • T. Shalcal 2x 100~~

- Bld sugar 19 6 times/day
- Bld sugar 2 times/day
- eye 1 time/day
- left hand 177

1 cell
 record

डॉ० अखिलेश अग्रवाल

M.B.B.S., M.S. (Ophth.)

नेत्र चिकित्सक एवं फेको सर्जन

पूर्व नेत्र चिकित्सक, गांधी आई हॉस्पिटल, अलीगढ़

Reg. No. 35923



हॉस्पिटल :

हिमालय पैट्रोल के सामने

दिल्ली रोड, भूड़, बुलन्दशहर

© 9219414085, 8979415070

MR. Rahul Singh - 37/11.

24/6/18

Case of Leukos

↓ TT at Deem.

KIC of DM.

Rx

- Cycloamid Eye BB

o ————— o

- Predforte Eye drops RB

o o o o o

- Combigan Eye drops BB

o ————— o

- Xalatan Eye drops UB

————— o

- Timolol Eye drops RB

————— o

MLA-B-27.

DR. S. Kumar

ACNO

9412859574

8935069220

24/6/18.

Rx

- Combigan Eye drops BB

o ————— o

- Xalatan Eye drops BB

————— o

NG (K) 150

ब. रो. वि. कार्ड

कृपित

अनुभाग व दिन
Section and Day
मंगलवार व शुक्रवार
Tuesday & Friday

III

कमरा नंबर
Cabin No.

3

DR. RAJENDRA PRASAD CENTRE FOR OPHTHALMIC SCIENCES

UHD: 104511980
Dept. No.: 20190050063738
RAHUL SINGH
S/O: RAM SWAROOP SAROJ

Date: 21/05/2019

General ₹10

RPC OPD-Dr. J S Titiyal

Unit-III

TUE, FRI

Room No.: 3

Address: J 13 JUDNES COMPUND TEACHER COLONY, BULLANDESHAR, UTTAR PRADESH, INDIA
Mobile: 7017418221

जन एस. टिटियाल का एकक
Jeevan S. Titiyal's Unit

नाम रोगी का	S/D/W	लिंग Sex	आयु Age	पता Address

दिनांक DATE	निदान DIAGNOSIS	उपचार Treatment
21/5/19	① Myopia	① Myopia

21/5/19

① Myopia - 116
↓ 57

(tropac plus)

VO disc, CDR no. 3:1
NRR - healthy, FR ⊕, AVR - 2:3, vitreous
Haber ⊕, peripheral laser scars ⊕

(3 mm dilated)

② VO disc, CDR no. 3:1, disc
post pole attached, IN cryo scar ⊕, diffuse laser scars / figm-entour charges in

कृपया इस कार्ड को सुरक्षित रखें तथा अस्पताल में दिखाने के समय हर वक्त साथ लायें।
Kindly keep this Card safely and bring it on your follow-up visits.
१. धूम्रपान निषेध २. कूड़ा कर्कट केवल कूड़ेदान में ही डालें ३. थूकिये नहीं
mid-periph

R/A 6 months / ~~sec~~ -

नेत्र ईश्वरीय सर्वश्रेष्ठ उपहार है जिनका मनुष्य जीवन में दान करना परमश्रेष्ठ है।
इनकी पुर्ण रक्षा कीजिए ताकि ये आपकी रक्षा कर सकें।

Eyes are God's most precious gift to man kind. Take full care of them
So that they can take care of you