

From,
Gunandra Prakash,
Addl. District & Sessions Judge,
Court No.- 8, Lucknow.
ID-UP6443

To,
Hon'ble
Registrar General,
Hon'ble High Court Allahabad.

Sub: Representation regarding stay in Lucknow in forthcoming annual transfer.

Hon'ble Sir,

With respect to above mentioned subject this is to bring to kind consideration of your goodself that applicant is presently posted as Addl. District & Sessions Judge, Lucknow and his transfer is due in forthcoming annual transfer in the year 2020-2021. In this reference applicant most humbly submits that he has an ailing **mother, Smt. Kewali Devi, aged 73 years, lives with him, who is seriously ill and suffering from chronic liver disease HBV cirrhosis and her liver is damaged more than 85% and due to this she is also facing serious heart and neuro problem and her treatment has been going on in SGPGI, Lucknow since 2007. She has been recommended regular follow-up and close monitoring at SGPGI for her chronic illness by concerned doctors of departments of gastroenterology and cardiology, SGPGIMS, Lucknow. Doctors advised her HBV, DNA, CT test including some other related test.** Whereas cardiologist has also recommended her regular follow-up and to take necessary precaution to prevent Covid infection, (Prescription and other relevant papers are hereby Annexed).

Owing to her 73 years old age and critical condition, it is highly perilous to move her to any other place as she could also be infected in this ongoing current situation of Pandemic, Covid-19.

Hon'ble Sir, In view of critical medical condition of mother of applicant it is most humbly requested to your goodself that kindly consider his circumstances sympathetically and place his representation with recommendation before Hon'ble Court for their kind perusal and consideration with regard to his stay in Lucknow in annual transfer on humanitarian ground, applicant shall remain obliged forever for this kindness.


With Regards.

Date: 26.11.2020

Enclosures:

- Self Attested Photocopy of:-
1- SGPGI Registration Card.
2- Prescription.
3- Discharge Summary.
4- Test Reports.

Yours


26-11-2020
(Gunandra Prakash)

Addl. District & Sessions Judge,
Court No.- 8, Lucknow.
ID-UP6443

Registration Card

SGPGIMS

2007471620



Kewali Devi
73 Years, FEMALE

Valid From 13-11-2020 to 13-11-2021

Self Attested

[Signature]
28-11-2020

अपर जिला एवम् सत्र न्यायाधीश-8

लखनऊ

207471620



SANJAY GANDHI POSTGRADUATE INSTITUTE OF MEDICAL SCIENCES

Rae Bareilly Road, Lucknow- 226 014

Name: Mrs Kawati Devi CR. No.

Diagnosis: HBV - CAH (on Lamivudine x 10y)

Investigations Ordered

- Hematology
- Coagulation
- Cl. Chemistry
- Urinalysis & Fluids
- Cytology
- Bacteriology
- Serology
- Plain X-ray
- Ultrasound
- CT
- MRI
- Nuclear Medicine
- Immunology
- Medical Genetics
- Endocrinology
- GI Endoscopy

Others

Adv

- USG LUBD/UBD
- CAK 6m
- HBV DNA (Quant)

R LFT
 CBC
 TSH: 7.20 ✓

Rx:

• ① diet
 • T. Elthoson (50mg) 100
 • T. Tenov/Tenobep 100
(3w)

• F/U x 6mo
 • Patient needs regular follow up
at SSGI for her chronic illness & she
needs close monitoring

Next Appointment on.....at.....in

Dr. SAMIR MOHINDRA
 Additional (Signature)
 Gastroenterology
 SSGI, P.G.I.M.S., Lucknow

Self Attested

28.11.2020

अपर जिला एवम् सत्र न्यायाधीश-8

लखनऊ



SANJAY GANDHI POSTGRADUATE INSTITUTE OF MEDICAL SCIENCES

Rae Bareilly Road, Lucknow-226 014

Name Kewali Das CR. No. 207 43/20

Diagnosis CAD AOE clami & ECG

Investigations Ordered

- Hematology
- Coagulation
- Cl. Chemistry
- Urinalysis & Fluids
- Cytology
- Bacteriology
- Serology
- Plain X-ray
- Ultrasound
- CT
- MRI
- Nuclear Medicine
- Immunology
- Medical Genetics
- Endocrinology
- GI Endoscopy

Rx
 Diet and precautions as adv
 Cap Escoprin AV -175 (75/10)
 Tab Ranipril, 2-5mg WD
 Tab dut XL 2.5mg WD
 Tab Sotalolol 5mg
 Subling SOS
 Rest as advised by dept of Gastro medicine.
 Regular BP monitoring
 Run SOS |

Others

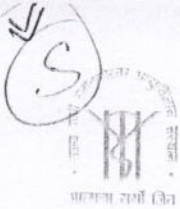
-
-
-
-

25/11/2020
 Patient requires regular followup at our institute
 Next Appointment on at
 Take precautions to prevent Covid infection
 Sandeep Kumar
 Professor
 Department of Cardiology
 Sanjay Gandhi Postgraduate Institute of Medical Sciences
 Lucknow
 25/11/2020

Self Attested
 h. B. Das
 26/11/2020

अपर जिला एवम् सत्र न्यायाधीश-8

लखनऊ



Tel. : 2494169, 2495006, 2494077
Ext. : 5006, 4077 (OPD), 4169 (O)

Department of Neurology
Sanjay Gandhi Postgraduate Institute of Medical Sciences
Raebareilly Road, Lucknow-226014

OPD Follow-up Visit

Patient's Name Kewali Devi Age & Sex 55 Yr (f)
CR No 2007471620 Consultant Prof. S. Pradhan
Diagnosis.....
Spondyloarthralgia L3/L4 / L5/S1

Date	Clinical Details & Advice
25/6/12	<p>HBV on Lamivudine</p> <hr/> <p>Recently → No virus detected.</p> <p>90 LBA. (Lat.) → OA. <u>More</u></p>
	<p>X-ray Pelvis - AP</p> <p>L.S. Hip - Lat.</p> <p>Self AH - 8</p> <p><u>H. Pradhan</u> 26/11/2020</p>

अपर जिला एवम् सत्र न्यायाधीश-8

लखनऊ

HOSPITAL ADMISSION CARD

14

CR. NO. ----- 207471620 -----

PATIENT'S NAME ----- Kulkarni, Dehi -----

FATHER'S/HUSBAND'S NAME M. ----- R. K. Bhargava -----

AGE ----- 55 ----- SEX ----- F -----

ADDRESS -----

NAME OF THE CONSULTANT/S. R. Dr -----

ADMISSION No. ----- 3215111167 ----- WARD ----- 4201m -----

TIME/DATE ----- 19.11.2020 -----

SIGNATURE OF ASSTY. P.R.O./M.S.W. -----

इसको प्राप्त करने के बाद लेखा विभाग में रूपया जमा करके जो ब्लाक
मंजिल पर वार्ड में सम्पर्क स्थापित करें।

Self Attested
M. R. B. 11.11.2020

अपर जिला एवम सत्र न्यायाधीश-8

लखनऊ

ULTRASONOGRAPHY

Name Kemali Devi Age/Sex 55/F CR. No. 2007471620

Referring Physician / Unit / OPD / Ward / Bed

ULTRASOUND Hepatobiliary/Whole Abdomen/KUB/Pelvis/FNAC/Retroperitoneum/

Ultrasound No. 7524 Date 20/11/20 Clinical Diagnosis

REPORT :

USG Abdomen

Liver - (N) in size. Echotexture slightly coarsened, surface smooth. ^{Echogenicity}
No SOL/HERD seen

GB - Dilated & Echofree lumen & thickened wall (4mm)

Spleen - 10cm } (N) in size & Echotexture
Renuncen } No SOL seen

IVC, HV & PV → (N), CBD - 4.5mm. & No HERD seen

RK - 9.5 x 3.5 cm } → Both kidneys are (N) in size & Echotexture
LK - 9.5 x 3.7 cm } → caly is maintained
→ No HDN/Calculi seen

UB - empty

~~Mild Ascites~~ minimal fluid in hepatorenal pouch
& (L) sub hepatic space
no pleural effusion.

Imp: mild Ascites. & adenomatous GB wall & gal-j fatty liver

Dr. Anshu
20.11.2020


अपर जिला एवम सत्र न्यायाधीश-8

लखनऊ

Dr. Ashok
for Dr. Ashok

RADIOLOGIST

SANJAY GANDHI POST GRADUATE INSTITUTE OF MEDICAL SCIENCES, LUCKNOW



Department	Unit/Consultant

Referring Doctor/Hospital:
Name:
Address:

History

57y F
DMCHT@LMB

C/o

Jaundice x 3mo ✓

- Impression, cholestatic ✓

- low grade fever ✓

- wt loss, anorexia, no vomiting ✓

Hb: 10.7

TLC: 10.2 CRP 74 LUG

Serum Bil: 2.1

TPM: 27.8/20.5

ALT/AST: 1600/

Alp: 130

O/E JT



Past History

USG: mild hepatomegaly
dilated CBs

Admex
D/C: CRG, pl-Lmt, LFT, KFT, PT

Treatment History

Imp: EHB0 E Ch Naych
Mild Renal failure ✓

Personal/Social/Family History

Family: USG, HBSAT, Amk HCV

IVF/Amblyopia/UTK

Self Administered
5/8/11/2020

10/11/20

Signature

अपर जिला एवम सत्र न्यायाधीश

G-1

लखनऊ

Gastroenterology
Discharge Summary

CR NO. 2007471620	Name Kewali Devi	Dept No.	Age 55 Years	Sex Fe
Address Sikandara, Sikandara, Allahabad (UTTAR PRADESH)				
Admission Date & Time 19-Nov-2007 14.27		Discharge Date & Time 25-Nov-2007 12.55		
Bed No. & Type 6 PVT	Ward A05	Treating Unit 1	Summary No. /2007	

Diagnosis:

AVH / ?ACLD, Mild ascites, No E/O PHTN. Serology awaited

History & Examination:

H/O Non-cholestatic jaundice- 1 month

No H/S/O CLD

O/E- Pallor+, icterus++

P/A- Liver- 3 cm BCM, No spleen, ascites

Rest-NAD

Hospital Course:

Admitted and got USG done. - Noe/o CLD- MINIMAL ascites in hepatorenal pouch, UGIE- No
Apetite improved and patient started to feel better. Patient is being discharged to F
GEM OPD after 2 weeks.

Status at discharge:

Stable. Icterus decreasing

Future Plan:

Plan is to F/U in GEM OPD after 2 weeks

Work up for CLD if Hep B markers are positive

Advice:

Normal diet

T. Aldactone 25mg OD daily - 1


Resource 1 sachet TDS daily - 3

T. Solubid 300 mg TDS Daily - 3

C. Zevit 1 OD daily - 1

Morease - I 1 sachet Daily

To come to GEM OPD after 2 weeks

Sd/- Anand

 26.11.2020
 अपर जिला एवम् सत्र न्यायाधीश-8

Gastroenterology

Unit - 1

लखनऊ

Prepared By

Dr. C Vasu Dev

Summary Date & Time 25-Nov-2007 13:48

Page 1 / 2

Sanjay Gandhi Postgraduate Institute of Medical Sciences Lucknow 19
Gastroenterology
Discharge Summary

CR NO. 2007471620 Name Kewali Devi Dept No. Age 55 Years Sex Fema
Address , Sikandara , Sikandara , Allahabad (UTTAR PRADESH)
Admission Date & Time 22-Jun-2008 23.23 Discharge Date & Time 25-Jun-2008 09.59
Bed No. & Type 2 PVT Ward A05 Treating Unit 1 Summary No. /2008

Diagnosis:

HBV cirrhosis ; Child A ; Ascites - controlled ; Non bleeder - No Eso vx ; No HE ; On
LAMivudine since Jan 2008
Presented with non specefic chest pain

History & Examination:

55 year old female, kown c/o HBV related CLD PHT ascites, non bleeder(UGIE no Vx), no SBP
LAMivudine since Jan 2008.
Now she presented with complaints of acute onset burning sensation in retrosternal area f
day with 2 bouts of vomittings.No h/o GI bleed ; altered sensorium ; reduced u/o.
O/E PR 90/mibn, BP 120/88 mm HG
No pallor, No icterus, Pedal edema+
Abdomen: Soft nontender.HSM +
CVS, respiartory and CNS examination were normal

Hospital Course:

Patient was admitted and ECG was done which was normal.Given iv PPI with antacids.Patient
symptoms were improved and she was discharged.

Future Plan:

Review after 2 weeks in GEM 1 OPD on monday

Advice:

1. Salt restricted high protein diet

3. Syp Lactulose 30 ml tid 0 0 0

4. Cap Fefol 1 BD 0 0 - सुबह, शाम

6. Tab Shelcal 1 BD 0 0 - " "

7. T Lamivir 100 mg 1 od 0 - शाम

Self Attested
h. b. v.
26/11/2020

अपर जिला एवम सत्र न्यायाधीश-8

लखनऊ

Gastroenterology
Unit - 1

Prepared By
Dr. Abhai Verma

Summary Date & Time 25-Jun-2008 11:32

Page 1 / 2

Endoscopy — Dec. 08. (Dae)

Sanjay Gandhi Postgraduate Institute of Medical Sciences Lucknow 20
Gastroenterology
Discharge Summary

CR No. 2007471620 Name Kewali Devi Dept No. Age 55 Years Sex F
Address , Sikandara , Sikandara , Allahabad (UTTAR PRADESH)
Admission Date & Time 01-Jan-2008 11:38 Discharge Date & Time 10-Jan-2008 12:22
Bed No. & Type 1 PVT Ward A05 Treating Unit Summary No. /2008

Diagnosis:

ACLD (HBV related), PHT, ascites, Nonbleeder, HE grade 1, No ARF, no SBP

History & Examination:

55 year old female, known c/o HBV related CLD PHT ascites, non bleeder (UGIE no Vx), no S diuretics developed decreased urine output and altered sensorium (grade 1). No mucosal fever
O/E PR 90/mibn, BP 120/88 mm HG
No pallor, icterus+, Pedal edema+
Abdomen: Soft nontender. HSM +
CVS, respiratory and CNS examination were normal

Hospital Course:

Course: Admitted as c/o HBV related cirrhosis to r/o HE/ ARF secondary to overdiuresis. F had Hyponatremia and decreased urine output. Creatinine was not elevated. Urine spot sodium meq/L. Diuretics were withheld and urine output was restored after plasma expansion with albumin and IV fluids. SBP ruled out by ascitic analysis. At discharge output adequate. HE levels awaited. HEV, HAV negative

Future Plan:

Plan: To start on antivirals based on HBV DNA levels (AST/ALT already elevated, HEV and H negative)

Advice:

Advice:

1. SRD
2. Tab Aldactone 50 mg OD
3. Tab Lasix 20 mg OD
4. Syp Lactulose 30 ml tid
5. Cap Fefol 1 BD
6. Tab Shelcal 1 BD
7. Review after 2 weeks in GEM 1, OPD

Self Administered
26/1/08
अपर जिला एवम् सत्र न्यायाधीश-8

लखनऊ

Gastroenterology
Unit - 1

Prepared By
Dr. Mithun Raj

Summary Date & Time 10-Jan-2008 12:38

Page 1 / 3

ULTRASONOGRAPHY

Name K. wali Devi Age/Sex 58 / F CR. No. 2007421620

Referring Physician / Unit / OPD / Ward / Bed

ULTRASOUND Hepatobiliary/Whole Abdomen/KUB/Pelvis/FNAC/Retroperitoneum/

Ultrasound No. 221 Date 9.11.20. Clinical Diagnosis

REPORT : VSU - Abd

- Liver is mildly Enlarged & coarsened Echotexture; No e/o Surface Regular
- SOL (m) I#BRD
- GB (CBD) - (R)
- PV - 10mm at porta (wms) no e/o Thrombus
- Pancreas - (R)
- Spleen 8.9cm in size & (R) in echotexture
- B/L Kidney - (R)
- UB empty
- No FF per Abd
- No RPLND seen

Imp.

- Coarsened Liver Echotexture [Hepatomegaly]
- Adv LFT correlation

Selvi A. [Signature]
26.11.2020

[Signature]
RADIOLOGIST

अपर जिला एवम् सत्र न्यायाधीश-8
लखनऊ

SANJAY GANDHI POSTGRADUATE INSTITUTE OF MEDICAL SCIENCES, LUCKNOW

REQUISITION FORM FOR CONSULTATION

Kewali Das
247471620

Ward No.

Bed No.

Department

GE



Consultation required from :

Neurodegeny
↓ Dr. S. Pradhan Ji

Urgent
Routine

Diagnosis/Specific problem :

Case of HBV CAH → undetectable DNA
on 8 off virus Isolated

Consultation/Opinion required in respect of :

Request Opinion only Opinion + Follow up Transfer

Date..... Time Signature..... Designation

Name

25/6/12

Report/Opinion of the consultant *

Date..... Time Signature..... Designation

Name

Self Attested
h. Prasad
26.11.2020

अपर जिला एवम् सत्र न्यायाधीश-8

लखनऊ

* Use reverse side if required.

G-2

RAJAY GANDHI POSTGRADUATE INSTITUTE OF MEDICAL SCIENCES, LUCKNOW HOSPITAL REVOLVING FUND : BILLING SHEET

Book No. **1821**

Sl. No. **182019**

NAME **Kewali Devi** CR No. **2007471620**

WARD/LAB **2032** BED.....

DATE **29/8/13**

CENSUS CATEGORY (A) Admission (B) Regular In-door (C) Discharge/Transfer/Death
(D) Procedure Only (E) Drug Requisition Only

PROCEDURE..... CODE

EXPENDITURE BREAK-UP

DETAILS OF EXPENDITURE ON ACCOUNT OF SPECIFIC TREATMENT (U)				
S.N.	Items	QIS	QRET	QC
1.	Group 2 Cx			
2.	MS	01	830	0
3.				
4.				
5.			1	
6.				
7.			830	0
8.				
9.				
10.				
11.				
12.				
13.				
14.				
15.				

EXPENDITURE ON ACCOUNT OF SPECIFIC TREATMENT (U) Rs.

EXPENDITURE ON ACCOUNT OF SPECIFIC TREATMENT (U) Rs.

EXPENDITURE ON ACCOUNT OF GENERAL CARE (M) Rs.

GRAND TOTAL OF EXPENDITURE (M+U) Rs.

In Words: Rs.....

ADVANCE DEPOSITED (For bills of census category C,D,E Patients only): Rs.

Receipt No.....Date.....

DUES/REFUND PAYABLE: Rs.

In Words: Rs.....

Receipt No.....Date.....

Sign. (Cash Counter).....

Sign (Patient's Relation).....

Sign.(Ward Nurse).....Sign.(Doctor).....Sign.(Billing Counter).....

AUDIT BOOK ENTRIES	
Income Book Name..... Date.....	Expenditure Book Name..... Date.....

अपर जिला एवम् सत्र न्यायाधीश-8
लखनऊ

Sanjay Gandhi Postgraduate Institute of Medical Sciences, Lucknow
DEPARTMENT OF NUCLEAR MEDICINE

29

NAME : Kewal Sen NUCLEAR CARDIOLOGY UNIT
AGE & SEX : 61 F C.R. No. : 20747/1620

Date of appointment : 04 Sep 2013

INSTRUCTION FOR MYOCARDIAL PERFUSION

1. To bring all reports. Bring 1 lit. milk, 50 gm. butter & bread/bun.
2. Please come wearing loose cloths (Kurta & Pyjama) on the day of appointment.
3. Come empty stomach. No meals after midnight.
4. If you are taking Beta-Blockers like Atenolol, Betaloc, Ciplar etc., then stop this drug 48 hours prior to study. No tea, coffee, cold drink 48 hr. prior to study.
5. Do not take Sorbitrate/Monotrate on the day of appointment.
6. Bring all your PREVIOUS MEDICAL RECORDS along with, X-rays, if available.
7. Shave hairs of Chest.
8. BRING : - 1. Inj. ADENOSINE 6 mg - Vials/Ampoules
2. Inj. DOBUTAMINE 50mg/250mg - Vial

PGI Exchange No. :

2668004-8

2668700

2668800

Extension No. :

0522-2494626 - Reception Counter

0522-2494610 - Office

NM-9

Self Attended

U. P. Sen
28.11.2013

अपर जिला एम सत्र न्यायाधीश-8

लखनऊ

SIGNATURE

[Signature]
29/8/13



SANJAY GANDHI POST GRADUATE
INSTITUTE OF MEDICAL SCIENCES

RAE BARELI ROAD, LUCKNOW - 226 014

Name.....CR. No.

Diagnosis Ac Hepatic (HBSAg +ve, A/E/C -ve)

Investigations Ordered

- Hematology
- Coagulation
- Cl. Chemistry
- Urinalysis & Fluids
- Cytology
- Bacteriology
- Serology
- Plain X-ray
- Ultrasound
- CT
- MRI
- Nuclear Medicine
- Immunology
- Medical Genetics
- Endocrinology
- GI Endoscopy

- Refers
-
 -
 -
 -

Anti HBS IgM -ve

2 ACEF
R
Low salt diet / N diet
T. Uric acid 1 B/s
C3ug
T. Pankacid 1un } x15d
T. Mchlinem 1 B/s }
F/u x15d in Sect

8/12/01

Next Appointment on.....at.....in

(Signature)

Self Attested
in
28/11/2020

अपर जिला एवम सत्र न्यायाधीश-8

लखनऊ



SANJAY GANDHI POST GRADUATE INSTITUTE OF MEDICAL SCIENCES

RAE BARELI ROAD, LUCKNOW - 226 014

Name: Kewari Den CR. No. 215/471620

Diagnosis: Cir (HBsAg +ve, in Lamiviv)

Investigations Ordered

- Hematology
- Coagulation
- Cl. Chemistry
- Urinalysis & Fluids
- Cytology
- Bacteriology
- Serology
- Plain X-ray
- Ultrasound
- CT
- MRI
- Nuclear Medicine
- Immunology
- Medical Genetics
- Endocrinology
- GI Endoscopy

- Others
-
 -
 -
 -

R

Rx:

T. Lamiviv 100mg (Clung)

T. Pantbad 100mg

Syp Lactop 15ml BS. x 1.

T. Neomubin forte 100mg

F/u x 3 mo

[Signature]

27/12/20

Adv

Next Appointment on.....at.....in

HBVDNA (Quantitative)

(Signature)

[Signature]

26.11.2020

अपर जिला एवम् सत्र न्यायाधीश-8

लखनऊ

16/3/09
Asympt

R:
T. Lamivudin 1 UD →
Syp. Lactogen 15ml HT →
T. Pantocid 1 UD →
T. Eldemint 20 UD →

Adv.
Hb, Tlc, Dc, pl. count
T.Bu/D.R.U, ALT/AST/ALP, s. alb, PT
HBV DNA (Quantitative)


↳ Below DL

ALT/AST: (453/395) ???

PT: (N)


T.Bu: 0-5

Repeat ALT/AST/ALP


16/3/09

R:
CST x 1m
F/u input

Self Attested
G. P. Singh
26.11.2020


16/7/09

अपर जिला एवम् सत्र न्यायाधीश-8

लखनऊ



SANJAY GANDHI POST GRADUATE INSTITUTE OF MEDICAL SCIENCES

RAE BARELI ROAD, LUCKNOW - 226 014

Name: Kewal Ben CR.No. 2007471620

Diagnosis: Chc HBV infn (in Lam)

Investigations Ordered

- Hematology
- Coagulation
- Cl. Chemistry
- Urinalysis & Fluids
- Cytology
- Bacteriology
- Serology
- Plain X-ray
- Ultrasound
- CT
- MRI
- Nuclear Medicine
- Immunology
- Medical Genetics
- Endocrinology
- GI Endoscopy

- Others
- LFT ?
 - USG (M)
 - HBVDNA (D)

R

P: (N) diet

T: Lamivir 1 US —

T: Pantodac 1 US — (2/3/1/1)

T: Lesundc 1 Bd < 0

F/U x 3mo

11/1/10

11/1/10
 Associate Professor
 Dept. of Gastro-Enterology
 S.G.P.G.I.M.S. Lucknow

13/9/10 Asympt
 ALT/AST
 An:

(N) Next Appointment on.....at.....in

T. Razu-D 1 US (Signature)

13/9/10 Scell: 3.6
 T-RU: 0.8

F/U x 3mo + HBVDNA (Quant)
AFP, USG, ALT/AST

Self A/c set up
G. B. D.
28.11.2020

अपर जिला एवम सत्र न्यायाधीश-8

लखनऊ



SANJAY GANDHI POSTGRADUATE INSTITUTE OF MEDICAL SCIENCES

Rae Bareilly Road, Lucknow- 226 014

Name Kewali Devi CR. No. 2017 471620
mother of Mr. Gundra Prakash

Diagnosis.....

Chr Hepatic B infection
B (CAH)

Investigations Ordered

- Hematology
- Coagulation
- Cl. Chemistry
- Urinalysis & Fluids
- Cytology
- Bacteriology
- Serology
- Plain X-ray
- Ultrasound
- CT
- MRI
- Nuclear Medicine
- Immunology
- Medical Genetics
- Endocrinology
- GI Endoscopy

pt needs regular follow up
for her ailment so as to
monitor the disease & prevent
progression.

Dr. Sandeep
13/9/10

Dr. Sandeep Mohanta, MD, DM
Assistant Professor
Dep. of Gastro-Enterology
S G P G.I.M.S., Lucknow

Others

-
-
-
-

Next Appointment on.....at.....in

(Signature)

Self Attested
h. Prakash
28.11.2020

अपर जिला एवम् सत्र न्यायाधीश-8

लखनऊ



SANJAY GANDHI POST GRADUATE INSTITUTE OF MEDICAL SCIENCES

RAE BARELI ROAD, LUCKNOW - 226 014

Name Kanwal Dan CR. No. 2007771620

Diagnosis ACLF (HBsAg+ve)

Investigations Ordered

- Hematology
- Coagulation
- Cl. Chemistry
- Urinalysis & Fluids
- Cytology
- Bacteriology
- Serology
- Plain X-ray
- Ultrasound
- CT
- MRI
- Nuclear Medicine
- Immunology
- Medical Genetics
- Endocrinology
- GI Endoscopy

Others

-
-
-
-

R

R
 salt restricted diet
 T. Uric acid 1 Tin \leftarrow
 (3 days)
 T. B complex fute 1 us
 S. Lact hep low Hts
 T. Laxia (2 days) 1 us \leftarrow X 1 mo
 T. Aldactone (1 day) 1 us
 T. Pantacid 1 us \leftarrow (2 days)

Adv

FBC, plat count, PT, T.BU/DBU/ALT/AST/S. alb
Next Appointment on.....at.....in

Na+/K+ L. to antibiotic f wal nucleotide (R) (Signature)

Self Assessment of
G. B. Dan
26.11.2020

अपर जिला एवम् सत्र न्यायाधीश-8

लखनऊ

1/11/18

8/3/08

9



SANJAY GANDHI POST GRADUATE INSTITUTE OF MEDICAL SCIENCES

RAE BARELI ROAD, LUCKNOW - 226 014

Name: Kawah Dev CR. No. 201411620

Diagnosis: ACIN. CHRCAP+u, 1ALT/1AST

Investigations Ordered

- Hematology
- Coagulation
- Cl. Chemistry
- Urinalysis & Fluids
- Cytology
- Bacteriology
- Serology
- Plain X-ray
- Ultrasound
- CT
- MRI
- Nuclear Medicine
- Immunology
- Medical Genetics
- Endocrinology
- GI Endoscopy

Others

-
-
-
-

Adv:

CBC, plat. count
 T. BU/D. BU, ALT/AST
 PT. T. protein. C-alk

Rx

• salt restricted diet
 T. Udium 1 Bn \leftarrow
 (3mg)
 T. Nurobion 1 Un \leftarrow
 T. Aldactone 1 Un \leftarrow
 (5mg) X 1 mo
 T. Pantocid 1 Un \leftarrow
 (2mg)
 T. Lamivir (1mg) 1 Un \leftarrow

Next Appointment on at in

8/3/08

(Signature)

Self-Attested
 in Blue
 26.11.2020

अपर जिला एवम् सत्र न्यायाधीश-8

लखनऊ



SANJAY GANDHI POST GRADUATE INSTITUTE OF MEDICAL SCIENCES

RAE BARELI ROAD, LUCKNOW - 226 014

Name: Kawal Den CR. No. 261120

Diagnosis: Acute (HBSAg +ve) — 1ALT/1AST

Investigations Ordered

- Hematology
- Coagulation
- Cl. Chemistry
- Urinalysis & Fluids
- Cytology
- Bacteriology
- Serology
- Plain X-ray
- Ultrasound
- CT
- MRI
- Nuclear Medicine
- Immunology
- Medical Genetics
- Endocrinology
- GI Endoscopy

Others

- T-Bu: 4-3/3-9
- ALT/AST: 97/110
- S-Alb: 2-8
- CBC: (N)

R

salt restricted diet
 T. Udovir 1Bn \leftarrow
 (3bny)
 T. Nambien 1bn —
 S. Lach hep 1bn 1Hr —
 T. Aldactone (50mg) 100 —
 T. Lanis (10mg) 100 —
 T. Pantocid 100 —
 T. Lamivir 100 —
 F/u x 1mo

Next Appointment on at in

[Signature]
9/2/08

(Signature)

Sent Attached
 W. B. ...
 26.11.2020

अपर जिला एवम् सत्र न्यायाधीश-8

लखनऊ

2007471620 13



SANJAY GANDHI POSTGRADUATE INSTITUTE OF MEDICAL SCIENCES
Rae Bareli Road, Lucknow- 226 014

Name... Ms Kewali Devi CR.No.

Diagnosis... HBV-CAH (in lamivudine x 6y)

Investigations Ordered

- Hematology
- Coagulation
- Cl. Chemistry
- Urinalysis & Fluids
- Cytology
- Bacteriology
- Serology
- Plain X-ray
- Ultrasound
- CT
- MRI
- Nuclear Medicine
- Immunology
- Medical Genetics
- Endocrinology
- GI Endoscopy

Others

-
-
-
-

R Asympt

ALT/AST (N)

Adv: USG annually

Alpha fetoprotein (serum)

HBV DNA (Quantitative)

R

(N) diet

T. Lamivudine 1cu

Caps A-2 1cu

F/U x 3mo

8/7/13

Next Appointment on.....at.....in

Self Attested

(Signature)

26/11/2020

अपर जिला एवम सत्र न्यायाधीश-8

लखनऊ