

From,

Vidya Bhushan Pandey
(UP1743)
A.D.J./ F.T.C.-New
Gonda

To,

Respected Registrar General,
Hon'ble High Court of Judicature
at Allahabad

Through,

The District Judge,
Gonda

Subject: Representation for premature transfer on medical ground of my wife.

Respected Sir,

With deep reverence and profound veneration, I beg to submit that I was earlier posted in Amroha (J.P.Nagar) and in annual transfer April 2021, I have been transferred to District Gonda.

I further wish to submit that I am having only one child Master Neetigya Raj Pandey aged 6 yr and my wife Mrs. Abhigya Pandey has developed some medical issues and complications (Regarding second time pregnancy and she suffered two miscarriages and after that not able to conceive). When I was posted in Amroha, she was under supervision and medical treatment of Dr. Mala Saxena (Manasi Nursing Home) in Moradabad but due to COVID-19 and after that due to transfer, we are unable to carry on medical treatment with Dr. Mala Saxena. We have started treatment with Dr. Reeta Mishra (Pragati Maternity Home and surgical clinic) in Gorakhpur and now Dr. Reeta Mishra has referred the case to SGPGI, Lucknow Maternity and Reproductive Health Department and my wife is now under supervision and medical treatment of Dr. (Mrs.) Amrit Gupta of SGPGI, Lucknow and doctor has advised that treatment will go long and after treatment if she could conceive then it would be a high risk pregnancy and she has to reside during whole period of her pregnancy in Lucknow and she will not be allowed to travel and she would be on complete bed rest. It is very difficult for me to manage her medical treatment from Gonda because her treatment needs regular followup.

Therefore with folded hand it is most humbly prayed that kindly place my representation before Hon'ble court and your lordship be kind enough to consider my premature transfer from Gonda to Lucknow on the critical medical ground of my wife. (All relevant papers are attached)

For this act of kindness I shall ever pray.
With sincere regards.

Date: 23.07.2021

Annexure-

- (I) Medical documents of SGPGI, Lucknow (Five Pages)
- (II) Medical document (Referral paper) of Dr. Reeta Mishra (Pragati Maternity Home and surgical clinic, Gorakhpur-One page)
- (III) Medical documents of Dr. Mala Saxena (Manasi Nursing Home, Moradabad-Seven Pages)

Your's Faithfully

Vidya Bhushan Pandey
23.07.2021
Vidya Bhushan Pandey
(UP1743)
A.D.J./ F.T.C.-New
Gonda

No. 1136/I-13/2021 Date 27-07-2021

FORWARDED

Shri
District Judge, Gonda
26.7.21

**Sanjay Gandhi Postgraduate Institute of
Medical Sciences, Lucknow-226 014**

**Department of Maternal & Reproductive
Health**

CASE SUMMARY & FOLLOW-UP BOOKLET

Name 2021446734 C.R. No Abhigyan / 304
Phone No. - 0400861466
Refd by / Phone No.
Date of first visit 20/7/21

Final Diagnosis

P1021 / wnt issue / hypothyroid
/ RSA

Special Notes

Clinician Incharge

↓ Dr. Amit Gupta

Please bring this booklet with you on every visit
For any enquiry please contact on 0522-2495603 (OPD)

Registration Card

SGPGIMS

2021446734



Abhigya Pandey
30 Months, FEMALE

Valid From 20-07-2021 to 19-07-2022

SGPGIMS - Lucknow

Registration Receipt

CR No **2021446734**
Patient Name **Abhigya Pandey**
Invoice No **21-221160179, 20/07/2021**
Amount(Rs.). **250(Rupees Two Hundred Fifty Only)**

Printed on 20-7-2021 10:7:16 Shalini Shukla@172.25.250.163

Sanjay Gandhi Post Graduate Institute of Medical Sciences

Raebareli Road, Lucknow 226 014, India

ONLINE REGISTRATION FORM

Reference No.	REGOL-288643	Ref.Date	Jul 12, 2021	Department	Maternal And Reproductive Health
Name	Mrs Abhigya Pandey				
Sex	FEMALE	Marital Status	Married		
Date of Birth	Jul 28, 1990	Age	30 Months	Email	vidyallm@gmail.com
Religion	Hindu	Occupation	Advocate	Mobile	8400861466
Address(Permanent)	Urban	Address(Correspondence)	Urban		
House No	H.I.G.II, 01	House No	H.i.g.ii, 01		
Street/ Village	Gautam Bihar Colony,nauka Vihar	Street/ Village	Gautam Bihar Colony,nauka Vihar		
Locality/P.O	Near Champa Devi Park ,	Locality/P.O	Near Champa Devi Park ,		
City/ District	Gorakhpur	City/ District	Gorakhpur		
State	Uttar Pradesh	State	Uttar Pradesh		
Pin	273010	Pin	273010		
Phones	8400961466	Phones	8400961466		
Nearest Rly. Stn.	Gorakhpur	Nearest Rly. Stn.	Gorakhpur		
Emergency Contact	Vidya Bhushan Pandey	Relationship	Husband	Emergency Phone	8400861466
Ref. Doctor	Reeta Mishra	Ref. Hospital	Pragati Maternity Home And Surgical Clinic Gorakhpur	Ref. Department	Maternal And Reproductive Health
Identity Type	PAN Card	Identity No	APUPT0849R	Issuing Authority	Income Tax Department, government Of India

Date	Weight	
20/2/21		Adv: TI (D ₁ , D ₂)
D1	MB \leftarrow^c + AFB	<ul style="list-style-type: none"> Tab. ptopin-f 100 Cap emein (400mg) 100
D2	S. FSH, LH, TSH, TPO, T ₄ , T ₃ , Prolactin,	<ul style="list-style-type: none"> AD: Tab doxy (100mg) 100 X 14d
• BS \leftarrow^F AP.		<ul style="list-style-type: none"> Tab metro (400mg) 100 X 7 days
• S. Creat, SGPT/OT		<ul style="list-style-type: none"> Tab. Rontac (150mg) 100 X 14 days
• B. Thap		
• CBC, HIV, Hbs Ag, HCV, VDRL.		
• ANA		
• anticardiolipin \leftarrow^c IgG IgM		<ul style="list-style-type: none"> Tab. Levoflox (500mg) 100 X 10 days
• lipoprotein profile		
• Anticoagulation		<ul style="list-style-type: none"> Renew E Lvs
• VK \leftarrow^c m, \leftarrow^c s		
• HIVS \leftarrow^c s	(4) + (P)	<ul style="list-style-type: none"> Renew



Sanjay Gandhi Post Graduate Institute of Medical Sciences

Raebareli Road, Lucknow - 226 014 ,India

Billing Receipt

<u>C.R No.</u>	<u>Name</u>	<u>Receipt No.</u>	<u>Date & Time</u>
2021446734	Abhigya Pandey/30 M/F	21-221163969	Jul 20, 2021 1:25 PM
<u>Req. No.</u>			<u>Req. Date</u>
ORDER2021940906			Jul 20, 2021 12:07 PM
<u>Tariff Name</u>			<u>Amount (Rs.)</u>
16. S. ALT (SGPT)			35.00
15. S. AST (SGOT)			35.00
05. S. Creatinine			55.00
<u>Req. No.</u>			<u>Req. Date</u>
ORDER2021940916			Jul 20, 2021 12:07 PM
<u>Tariff Name</u>			<u>Amount (Rs.)</u>
Beta-Thalassemia Screening			550.00
<u>Req. No.</u>			<u>Req. Date</u>
ORDER2021940917			Jul 20, 2021 12:07 PM
<u>Tariff Name</u>			<u>Amount (Rs.)</u>
08. DLC			35.00
05. PLT			35.00
03. HGB			35.00
01. TLC			35.00
<u>Req. No.</u>			<u>Req. Date</u>
ORDER2021940920			Jul 20, 2021 12:07 PM
<u>Tariff Name</u>			<u>Amount (Rs.)</u>
HBsAg			55.00
Anti-HCV antibody			550.00
<u>Req. No.</u>			<u>Req. Date</u>
ORDER2021940927			Jul 20, 2021 12:07 PM
<u>Tariff Name</u>			<u>Amount (Rs.)</u>
IgM anti-cardiolipin Ab			330.00
IgG anti -cardiolipin Ab			330.00
Anti Nuclear Antibody			220.00
<u>Req. No.</u>			<u>Req. Date</u>
ORDER2021940937			Jul 20, 2021 12:07 PM
<u>Tariff Name</u>			<u>Amount (Rs.)</u>
Lupus anticoagulant			770.00
Anti Beta2 gp1 Antibody Screening test			360.00



Sanjay Gandhi Post Graduate Institute of Medical Sciences

Raebareli Road, Lucknow - 226 014 ,India

Billing Receipt

<u>Req. No.</u>	<u>Req. Date</u>
ORDER2021940946	Jul 20, 2021 12:07 PM
<u>Tariff Name</u>	<u>Amount (Rs.)</u>
02. Culture & Sensitivity - Urine	150.00
01. Urine Examination, R/M	35.00
<u>Req. No.</u>	<u>Req. Date</u>
ORDER2021940950	Jul 20, 2021 12:07 PM
<u>Tariff Name</u>	<u>Amount (Rs.)</u>
Culture - Fungal Routine	110.00
30. Bacterial Culture & Sensitivity (Routine Aerobic)	150.00
<u>Req. No.</u>	<u>Req. Date</u>
ORDER2021940959	Jul 20, 2021 12:07 PM
<u>Tariff Name</u>	<u>Amount (Rs.)</u>
V D R L	85.00
Pay Mode: Cash	Total(Rs.): 3960.00

Rupees Three Thousand Nine Hundred Sixty Only

Collected By : Zeeshan Ali Khan

प्रगति मैटर्निटी होम एवं सर्जिकल क्लीनिक

पीपलडाडा, कसया रोड, कूड़ाघाट, गोरखपुर
 फोन नं.- 0551-2272455, 9889153689, 7011051512

डा. श्रीमती रीता मिश्रा

एम.बी.बी.एस. (गोल्ड मेडलिस्ट)
 डी.जी.ओ.

(स्त्री एवं प्रसूति गंग विशेषज्ञ)



Geg. No. 40240 (UP-MCI)

Dr. Smt. Reeta Mishra

MBBS (Goldmedalist)
 D.G.O.

Obsterician & Gynaecologist

परामर्श समय : प्रातः 10.00 बजे से अपराह्न 3.00 बजे तक, सायं 6.00 बजे से रात्रि 8.00 बजे तक

रोगी का नाम Smt. Abhigya Pandey उम्र/लिंग : दिनांक: 26/6/21

<u>Go</u>	<u>wants issue</u>	<u>AC</u>
<u>LM 2-3 days</u>	<u>0/2 → P1+2</u>	<u>LD-6 by 08 hrs</u>
<u>2 time missed</u>	<u>abart</u>	<u>no Anu Dgno</u>
Investigations	<u>A-</u>	
ABO/Rh	<u>A-</u>	
Hb%	<u>TORCH test</u>	
T.L.C.	<u>negative</u>	
DLC.		
R.B.S.	<u>APLA positive</u>	
S. Sodium		
S. Potassium		
S. Urea		
S. Creatinine		
E.S.R.		
VDRL		
TyphilG/Igm		
Urine R/M		
Urine C/S		
HbsAg		
HIV I/II		
FT3, FT4, TSH		
TORCH IgG/Igm		
TB Gold		

Ref. to SA PGI gynae dept for further opinion.

USS w/hold TMS

T2ob letoval

100 X 5

HMC, IV (75)

29, 30, 31

T2ob. available

myo X 20

Imp. Menstru

T2ob by coming

- 720

24x7 सर्वोत्तम चिकित्सा केंद्रों का अंतर्राष्ट्रीय स्तर पर प्रसिद्धि प्राप्त है। 24x7 सर्वोत्तम चिकित्सा केंद्रों का अंतर्राष्ट्रीय स्तर पर प्रसिद्धि प्राप्त है। 24x7 सर्वोत्तम चिकित्सा केंद्रों का अंतर्राष्ट्रीय स्तर पर प्रसिद्धि प्राप्त है।

नोट :- किसी भी दवा का रियेक्शन होने पर दवा बन्द करके डाक्टर से तुरन्त मिलें। यहां सभी प्रकार के मरीज देखे एवं आपरेशन किए जाते हैं। इस क्लीनिक से सम्बन्धित समस्त विवाद का निस्तारण गोरखपुर न्याय क्षेत्र के अंतर्गत ही होगा।

प्रगति मैटर्निटी होम एवं सर्जिकल क्लीनिक

कूहापाट, कसया रोड, गोरखपुर

Name of Patient

Ref by Dr

Date 26/6/21

PART TO BE EXAMINED : UPPER ABDOMEN / LOWER ABDOMEN / PELVIS

Liver	Shape & Size Parenchymal Echotexture	21/6
C B D	Portal Vein Size	I H B R
Gall Bladder	Shape & Size Wall Lumen	
Pancreas	Shape & Size	Echotexture
Spleen	Shape & Size	Echotexture
Kedney (RT)	Shape & Size Corticomedullary Demarcation Parenchymal System	
Kidney (LT)	Shape & Size Corticomedullary Demarcation Parenchymal System	
Ureter (S)		
Urinary Bladder	Shape & Size	Wall
Cavity	Cavity	
Uterus	Size Myometrium Endometrium	Bulky
Ovary (RT)		
Ovary (LT)		
Adenexa		thickened
P O D		
Other	Lymph Nodes Ascites	

Any other positive finding (S)

IMPRESSION:

→ Bulky uterus
→ based on the logy with RT

NOT FOR MEDICO LEGAL PURPOSE



Manasi Nursing Home

CENTRE FOR REPRODUCTIVE MEDICINE & IVF/ICSI

Test Tube Baby Centre

(The Complete Modular Lab)

Dr. Mala Saxena

MS. (OBS. & Gyn)

Gold Medalist

Laparoscopic Surgeon
Infertility & IVF Specialist

Ian Donald Diploma in Ultrasound, Switzerland

Fellow ICMCH, Kolkata

Art Training from Centre for Reproductive Medicine, Cleveland, USA

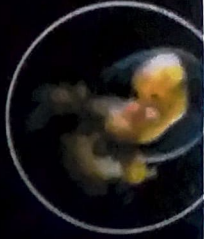
Art Training for Advanced Reproductive Care IVF from Assuta Hospital, Israel

Art Training from Institute of Reproductive Medicine, Kolkata

Endoscopy Training AIIMS, New Delhi



An ISO certified group



Name: Abhigya Age/Sex: _____

Address: _____

Tele: _____



Facilities

1. Basic Infertility Work Up

- Semen Analysis
- Male Infertility/Andrology Lab.
- Endometrial Biopsy
- HSG
- Harmonal Analysis (Report same day)
- Treatment for PCOD Amenorrhoea

2. Sonography (TAS & TVS)

- Follicular monitoring
- Sonosalphingography
- Diagnostic Interventional sonography
- Multi pregnancy reduction

3. Cryo Presentation (Freezing & banking)

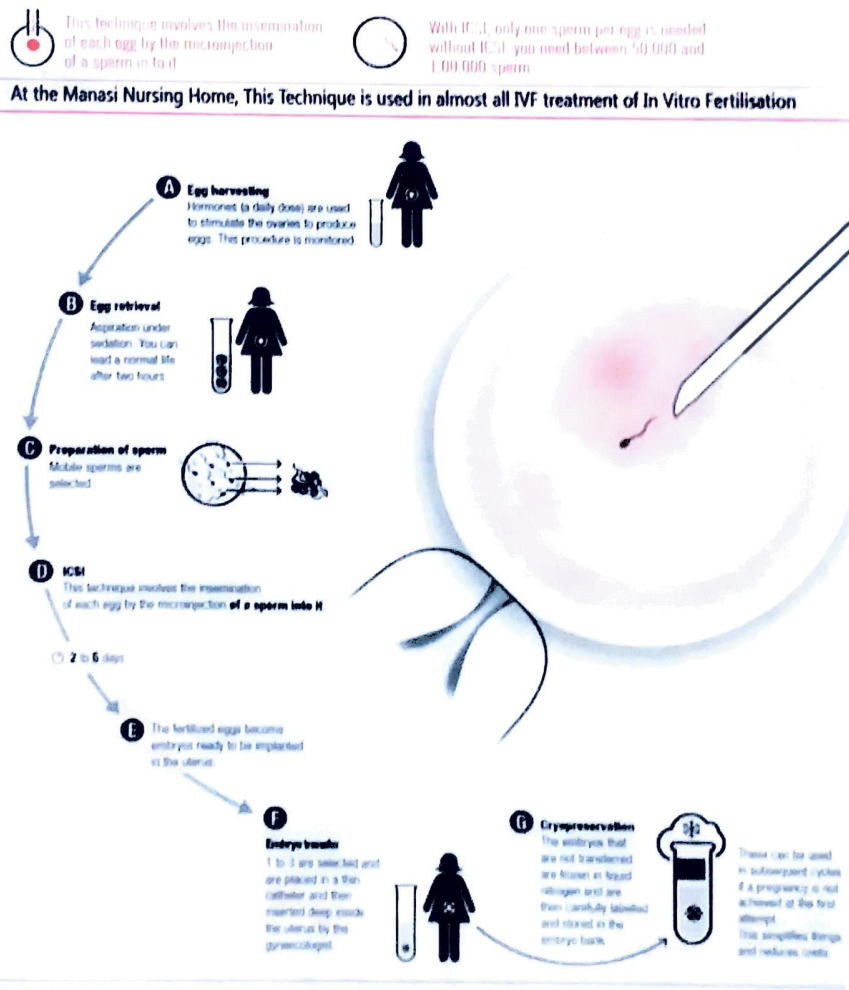
- Sperm
- Embryo

4. Male

- PESA, TESA, MESA
- Oligospermia management
- Sperm survival test

5. Endoscopic Procedure

- Diagnostic & Operative
- LAVH
- Hysteroscopic tubal cannulation
- Adhesolysis, fimbriolysis
- Ovarian cystectomy
- Ectopic pregnancy
- Synechiotomy
- Polyp resection
- Septal resection



Manasi
Nursing Home

CENTRE FOR REPRODUCTIVE MEDICINE & IVF/ICSI

Tubewell Colony, Opp. C.P.H., Old RTO Chauraha, Moradabad-244001

Phones: 0591-2436654, 2436430, 2436431

For IVF Inquiry: 08171334444, 0591-2436505 Website: www.manasivf.com



Ex. Senior Registrar
 BRD Medical College Gorakhpur
 Tata Cancer Hospital, Mumbai
 Wadia Maternity Hospital, Mumbai
 Sunflower IVF Centre, Mumbai

Manasi *Manam*
 Nursing Home
 Centre for reproductive medicine & IVF / ICSI
Test Tube Baby Centre
 The complete modular lab.

Dr. Mala Saxena
 MS (Obs. & Gynae) Gold Medal
 Laparoscopic Surgeon
 Infertility & IVF Specialist
 MIC Registration No. 35415
 PC PNDD - 044

ABHIGYA
 W/O V.B PANDAY

AMROHA

29 F For Appointment ☎ +91 591-2436654 / 2436430 / 24364
 11/02/2020
 15-2-20

LMP - 1 Feb

40 - waits issue.

• Mens H/o

P1 + Q

1. 8 LSCs at Saharanpur
2. 2 m. CA Nat Seen
 Obs. H/o
 D&C done at Dr.
 Sangeeta NH.
 LD - 5 yrs Back
 LA - 1 yrs Back.

Ado

14 Feb - USG for Endo & follicle

• B P

Tab. Letoral

D11 USG on 11/2/2020

R+OV	L+OV	Endo
11x13mm	Small	8mm
Wt		
12mm		

15/2/2020 - USG Endo of foll ^(m)

D14 USG on 14/2/2020 (i.v.s)

R+OV	L+OV	Endo
16.5mm	Small	8mm
Invest 1.5mm		

15/02/2020 - 15th d -

R+OV	L+OV	Endo
18x18	10x9	9mm
115		

15/2/2020
 3rd try Materna HCG - I/M
 5000 ₹

Other Qualifications
 Ian Donald Diploma in Ultrasound, Switzerland
 Fellow ICMCH, Kolkata
 Art Training from Centre for Reproductive Medicine, Cleveland USA
 Art Training for Advanced Reproductive Care IVF from Assuta Hospital, Israel
 Art Training from Institute of Reproductive Medicine, Kolkata
 Endoscopy Training AIIMS, New Delhi
 Certificate Course in Fetal Medicine FUP

18/2/2020 - USG for Endo & foll

📍 Tubewell Colony, Opp. CPH,
 Old R.T.O. Chauraha, Moradabad

📞 Lab inv enquiries : 8171 70 3333
 For ivf enquiry : 8171 33 4444
 For ivf camps : 8171 72 3333
 For hospital : 8171 74 3333
 emergency enquiry : 8171 75 3333

Prescription Valid for 7 Days only

Sunday Closed

If I am not available contact at Siddh Hospital

7,36/4



Ex-Senior Registrar
B.R.D. Medical College, Golakhpur
Tata Cancer Hospital, Mumbai
Wadia Maternity Hospital, Mumbai
Sunflower IVF Centre, Mumbai

Manasi
Nursing Home
Centre for reproductive medicine & IVF / ICSI
Test Tube Baby Centre
The complete modular lab

Dr. Mala Saxena
MS (Obst. & Gynae) Gold Medalist
Laparoscopic Surgeon
Infertility & IVF Specialist
M.C. Registration No. 15415
PC PNDT - 044

ABHIGYA

AMROHA

29 F

For Appointment Call +91 591 2436654 / 2436430 / 2436431

18/02/2020

W/O V.B PANDEY

Lmp - 1 Feb 20

c/o. warts fissile.

• Mens Ho

P1 + 1

1- 3 Lscs at Saharanpur

2- 2 1/2 month CA Absent
D&C at Dr Sangeta

LA - 5 yrs Back.

LA - 1 yr Back.

Adv

2 Tabs Hydrocort - 100
10mg

x 14 days

10 days wait for period

To come D2/D3 of period

Dio^B usg on 18/2/2020 (TWS)

Rter

(ter)

Endo

23 mm

~~small~~

9mm

Ruptured

Ruptured

• 1st haemorrhage

• follicle - 14 x 15 mm

• Post

Dr. Mala Saxena
• Clinical Diploma in Ultrasonid, Switzerland
• Super MCh in Gynaecology
• Fellowship from Centre for Reproductive Medicine, Cleveland, USA
• Fellowship for Advanced Reproductive Care (IVF) from Assuta Hospital, Israel
• Fellowship from Institute of Reproductive Medicine, Kuwait
• Infertility Training, Ashdod, Israel
• Fellowship in Fertility - Fetal Medicine, IUP

• Tubewell Colony, Opp. CPH,
Old RTO, Chauraha, Mirzapur
• Lab inv enquiries - 0171 73 2311
• For ref enquiries - 0171 73 4444
• For ref enquiries - 0171 73 2311
• For hospital - 0171 73 2311
• emergency enquiry - 0171 73 2311

Prescription valid for 7 days only

Sunday Closed

Dr. Mala Saxena is available for visits at South Hospital

Manasi Nursing Home

CENTRE FOR REPRODUCTIVE MEDICINE & IVF/ICSI
Test Tube Baby Centre
 (The Complete Modular Lab)

Dr. Mala Saxena

MS (Gynae) & Fertility | Gold Medalist
Laparoscopic Surgeon
Inertility & IVF Specialist

Dr. Doreen E. Phyllis - Fellow RCOG, UK
 Fellow RACOG, Australia

Art Training from Center for Reproductive Medicine, Cleveland (USA)
 Art Training for Advanced Reproductive Care IVF from Australia Hospital, Bristol
 Art Training from Institute of Reproductive Medicine, London, UK
 Fertility Training AMMS, New Delhi

EX. Senior Registrar • B.R.D. Medical College Gorakhpur • Tata Cancer Hospital, Mumbai • Wadia Maternity Hospital, Mumbai • Sunflower IVF Centre, Mumbai

• Mens H/O

ABHIGYA

AMROHA

W/O V.B. PANDAY

LMP - 2/1/2020

5d/20d

• Obs H/O

P1+1

HSA

1- 8 LSCs at Saharanpur

2- 2m - CA Not seen
 D&C done at Pr.
 Saugata M.H.

• BP

LD - 54% Back
 LA - 17% Back

• wt 11/4 lbs. Calculated 2.5m

Est Rter Endo

19.3mm 24.9mm 9.8

11.2mm

• Invest

Rter

Reptund Reptund 9.5mm 14d

Uter Endo - 16/1/2020

Cap Levigest SR - 2m
 (w) 200 1/10
 x14d

5 Tabs Duphaston
 Dydrogen - 10d
 104 x14d

13/1/2020 Delo

Try Materna HCG - 5000

3d try asrt 8/

16/1/2020 USG for Endo

10 d wait for Period

Dr 1/3 of Period for USA & Endo foll



An ISO certified group

VADPU

Manasi

Nursing Home

CENTRE FOR REPRODUCTIVE MEDICINE & IVF/CSI
Test Tube Baby Centre
 (The Complete Modular Lab)

7:20

Dr. Mala Saxena

MS (OBS & Gynae) Gold Medalist

Laparoscopic Surgeon

Infertility & IVF Specialist

Ian Donald Diploma in Ultrasound, Switzerland

Fellow (CMCH, Kolkata)

Art Training from Centre for Reproductive Medicine, Cleveland (USA)

Art Training for Advanced Reproductive Care IVF from Assuta Hospital, Israel

Art Training from Institute of Reproductive Medicine, Kolkata

Endoscopy Training AIIMS, New Delhi

EX.: Senior Registrar • B.R.D. Medical College Gorakhpur • Tata Cancer Hospital, Mumbai • Wadia Maternity Hospital, Mumbai • Sunflower I.V.F. Centre, Mumbai

• Mens H/o
ABHIGYA
 W/O V.B PANDAY

AMROHA

29 F



An ISO certified group

Lmp 1st Feb

04/02/2020

e/o wants issue

• Obs. H/o

P120

HISA

• B.P.

addi
 as tabs letoval - 13 D
 25

• wt. y

RtoM

2nd cycle after HSC

ltol 2mulo
 12x13 mm 5.5

11th 11th usg for endo spec

D₂ x D₁₀

• Invest.

cut size 37 x 70 mm

Manasi Nursing Home

CENTRE FOR REPRODUCTIVE MEDICINE & IVF/ICSI
Test Tube Baby Centre
 (The Complete Modular Lab)

Dr. Mala Saxena

MS. (OB & Gynae) Gold Medalist
Laparoscopic Surgeon
Infertility & IVF Specialist
 Ian Donald Diploma in Ultrasound, Switzerland
 Fellow ICMCH, Kolkata
 Art Training from Centre for Reproductive Medicine, Cleveland (USA)
 Art Training for Advanced Reproductive Care IVF from Assuta Hospital, Israel
 Art Training from Institute of Reproductive Medicine, Kolkata
 Endoscopy Training AIIMS, New Delhi

EX. : Senior Registrar • B.R.D. Medical College Gorakhpur • Tata Cancer Hospital, Mumbai • Wadia Maternity Hospital, Mumbai • Sunflower I.V.F. Centre, Mumbai

ABHIGYA

AMROHA

29 F

• Mens H/o

W/O V.B PANDAY

LMP - 7 Dec 119

ML - 6 1/2 yrs

18/12/2019



An ISO certified group

3-5 days
 28

• Obs. H/o

P₁+1

1-0^{gr} LSCs at Saharanpur

2- 2 months CA not seen

• B.P.

110/70 mm Hg
 LA - 5 yrs basic
 LA - 1 yr basic

NSG 17/12/19

• Wt.

wt - (D)

B/C Patent Uterus
 & swelling

C/- want's issue
 10

Trying for 6 months

Adw

15d { 8 Tab Doxy 100 - 1BD
 8 cap Pallet D.SR - 1BD
 8 Tab serrax 10mg - 1BD

3 months { 0 Tab Biopreg f - 10d
 0 Tab Escorpin - 10d
 0 cap Ovablen - 10d

• Invest.

Manasi Nursing Home

CENTRE FOR REPRODUCTIVE MEDICINE & IVF/ICSI
Test Tube Baby Centre
 (The Complete Modular Lab)

6' 50

Dr. Mala Saxena

MS. (OBS. & Gynae) Gold Medalist

Laparoscopic Surgeon

Infertility & IVF Specialist

Jan Donald Diploma in Ultrasound, Switzerland

Fellow ICMCH, Kolkata

Art Training from Centre for Reproductive Medicine, Clebeland (USA)

Art Training for Advanced Reproductive Care IVF from Assuta Hospital, Israel

Art Training from Institute of Reproductive Medicine, Kolkata

Endoscopy Training AIIMS, New Delhi

EX. : Senior Registrar • B.R.D. Medical College Gorakhpur • Tata Cancer Hospital, Mumbai • Wadia Maternity Hospital, Mumbai • Sunflower I.V.F. Centre, Mumbai

• Mens H/o

ABHIGYA

AMROHA

29 F

W/O V.B PANDAY



04/01/2020 An ISO certified group

LMP 2/1/2020
 Scl / 28d

Wants issue

• Obs. H/o

P₁₁₊

1. ♂ LSCS at Saharanpur
 2. 2m - CA not seen
- B.P. DEC done at Dr. Sangeeta N4
 LA Syps back
 LA 14 back

Adv

3 Tab uterol - 185
 2.5

3rd x 10 days

(15)
 • wt. USG on 4/11/2020 (TVS)
 Rfov Lfov
 5-6 AFC 6-7 AFC

11 Jan / 11th d usg endo of folli


Endo. 3-5 mm

• Invest. ut size - 39 x 69 mm

Rfov size - 22 x 13 mm

Rfov size - 22 x 14 mm

m



SIOS
 Ex Senior Registrar
 B.R.D. Medical College, Gorakhpur
 Tata Cancer Hospital, Mumbai
 Wadia Maternity Hospital, Mumbai
 Sunflower IVF Centre, Mumbai

Manasi
 Nursing Home
 Centre for reproductive medicine & IVF / ICSI
Test Tube Baby Centre
 The complete modular lab

Dr. Mala Saxena
 MS (Obs & Gynae) Gold Medalist
 Laparoscopic Surgeon
 Infertility & IVF Specialist
 MIC Registration No. 35415
 PC PNDT 044

ABHIGYA
 W/O V.B. PANDEY

AMROHA

30 F
 wife is A-ve
 HUSB A+ve

For Appointment ☎ +91 591 2436654 / 2436430 / 2436431
09/11/2020

LMP - 8/10/20

40 - 1 day over due

H/O Pretest +ve at home

• Mens H/O

Coumbs's test -

Adv

- Serum β HCG

~~P1+0~~ P1+0 - anti D given

1 - \emptyset 1st at Saharanpur

• 2 1/2 months CA absent
 D/C done at Dr. Sangal's

12/8/80
 • BP
 CA - 5 1/2 yrs back
 CA - 1 1/2 yrs back
 NO anti D given

- 0 - TAs Biopsy F-18
- 07 - TAs Deephastan/18
- 0 - TAs ELOSPH 100 104
- 5 - TAs ELOSPH 100 75

Pretest in urine at 9/11/2020

AT - MNM \rightarrow V.V.V. weak +ve

75.702 NOT confirm

USG on 9/11/20 (TVS)

Endo - 10 mm thick

Rt ov size - 24 x 14 mm

Left ov size - 14 x 29 mm

Ut size - 44 x 64 mm

No intra/extra
 G-Sac seen

Other Qualifications
 an D. Sc. Dip. in Ultrasonid - Switzerland
 Fellow ICMCH Kolkata
 Att. Training from Center for Reproductive Medicine - Cleveland (USA)
 Att. Training for Advanced Reproductive Care IVF from Assuta Hospital, Israel
 Att. Training from Institute of Reproductive Medicine, Kolkata
 Endourology Training A.M.S. New Delhi
 Cert. Urology from Urology Institute of India

• Tubewell Colony, Opp. CPH
 Old RTO, Chauraha, Moradabad
 Lab. enq. - 8171 75 177
 For ivf enq. - 8171 75 444
 For ivf camps - 8171 75 2342
 For hospital - 8171 75 121
 emergency enq. - 8171 75 133

Manasi Nursing Home

CENTRE FOR REPRODUCTIVE MEDICINE & IVF/ICSI
Test Tube Baby Centre
 (The Complete Modular Lab)

Dr. Mala Saxena

MS. (OBS. & Gynae), Gold Medalist
Laparoscopic Surgeon
Infertility & IVF Specialist
 Ian Donald Diploma in Ultrasound, Switzerland
 Fellow ICMCH, Kolkata
 Art Training from Centre for Reproductive Medicine, Cleveland (USA)
 Art Training for Advanced Reproductive Care IVF from Assuta Hospital, Israel
 Art Training from Institute of Reproductive Medicine, Kolkata
 Endoscopy Training AIIMS, New Delhi

EX. : Senior Registrar • B.R.D. Medical College Gorakhpur • Tata Cancer Hospital, Mumbai • Wadia Maternity Hospital, Mumbai • Sunflower I.V.F. Centre, Mumbai

• Mens H/o **ABHIGYA**
 W/O V. B. PANDAY

AMROHA

29 F



An ISO certified group

LMP - 7 Dec 2019

ML - 6 1/2 yrs 09/12/2019

3.5 d cycle
 28

16/11/19
 HB - 13.76
 PLG - 256
 HbA1c - 5.6
 eAG - 114
 T3 - 0.96
 T4 - 7.50
 TSH - 1.70

o/w - Wants 'issue' 6 months
 trying for ~~5 months~~ 1 year
 was using condom
 was taking thyronal
 now not taking

- Obs. H/o Pit 1
- 1. ♂ LSCS at Saharanpur
- 2. 2 months CA Not seen
 D&C done at Sangeeta
 LA - 1 yr back
- BP LD - 5 yrs back sept-

Cholesterol - 221 mg
 FBS - 90 mg/dl

'120/80 mmHg

10/12/19
 [LH, FSH, TSH, PRL]
 [HSA, HSG]
 G - 7 tabs NOVELON - 100 x 21 d
 17/12/19

[D3] 76.31 kg
 • Wt HSG on 9/12/19 (FUS)

D9/10/11 - HSG - B/C spill & swelling

Inflamed uterus
 vascularity?
 Endo - 4.2

150d
 [8 Tabs Domy 100 - 100d
 8 Tabs serrase - 100d
 8 Tabs Palleth 404 - 100d]

• Invest. ut size - 39 X 61 mm

For Missed
 APTT, ANIA, APLA
 P₂ glycoprotein
 GTT

- ? R+ov cyst - 15 X 10 mm
- ? L+ov } - 7 X 6 mm
- cyst } - 8 X 5 mm

R+OV - 32 X 22 mm } 10-12 AFC
 L+OV - 23 X 18 mm }

AN ISO 9001:2000 CERTIFIED CENTER
jit & pal x-rays (p) ltd.

G.M.D. Road, Opp.Chadha Complex, Near Chowk Tari Khana, Moradabad -244 001
Ph (0591) 2315332, 2315617, Mobile 98370-41958, 9837906095, 94122-44564
Email : sanjeevni_mri@rediffmail.com CIN-U85200UP1977PTC004488

जीत एण्ड पाल



एक्सरेज (प्रा.) लिमिटेड

Dr. S.K. Middha

M.B.B.S. M.D. (Pathology)

Dr. Seema Middha

M.B.B.S. M.D. (Radiology)

CIN-U85200UP1977PTC004488

Registration : 11613	Date : 21/09/2018
Patient Name : Mrs. AVIGYA PANDEY	Age : 28 Years [F]
Ref. By : DR.SANGEETA MADAN MBBS MS	

SONOGRAPHY DONE ON VOLUSON. A REAL TIME 4D/3D ULTRASOUND MACHINE (WIPRO GE) HAVING HIGH RESOLUTION WITH WIDE RANGE OF TRANSDUCERS.

PART SCANNED: LOWER ABDOMEN (TRANS-ABDOMINAL & TRANS-VAGINAL).

URINARY BLADDER is distended. Bladder wall contour is even. There is no evidence of stone, growth or diverticulum in it.

UTERUS is enlarged in size measuring around 9.9 X 6.4 X 6.4 cms. & showing a gestational sac near the fundus. No mass lesion seen in uterus.

GESTATIONAL SAC is measuring around 2.2 cms - corresponds to 6.5 weeks.

An **EMBRYO** is seen in gestational sac measuring around 5 mms. - corresponds to 6.2 weeks.

NO CARDIAC ACTIVITY seen even after meticulous scanning for 5 minutes.

DECIDUA BASALIS is anteriorly attached. Haemorrhage seen below decidua basalis measuring around 21 X 19 mms. in size.

INTERNAL CERVICAL OS is closed, suggesting no cervical incompetence.

IMPRESSION: These findings simulate Embryonic demise at around 6 weeks of gestational age suggestive of **Missed Abortion** with sub-chorionic haemorrhage at the time of examination.

DECLARATION: I, Dr. Seema Middha declare that while conducting sonography on Mrs. Avigya Pandey, I have neither declared nor disclosed sex of foetus to any body in any manner.

Thanks for referral


DR. SEEMA MIDDHA

ULTRASOUND COL DOPPLER PATHOLOGY OPG MAMMOGRAPHY

NOT FOR MEDICO-LEGAL PURPOSE

Not all anomalies may appeared during Scanning so Co-relate with clinical finding and various other investigations
IN CASE OF ANY DISCREPANCY IN LAB RESULT PLEASE REPORT TO LAB.

AN ISO 9001:2015 CERTIFIED CENTRE
jit & pal x-rays (p) ltd.

G.M.D. Road, Opp.Chadha Complex, Near Chowk Tari Khana, Moradabad -244 001
Ph.:(0591) 2315332, 2315617, Mobile : 9548527596 (8.30 AM. - 8.00 PM.), 9837906095, 9837041958
Email : sanjeevni_mri@rediffmail.com CIN-U85200UP1977PTC004488

जीत एण्ड पाल



एक्सरेज (प्रा.) लिमिटेड

Dr. S.K. Middha
M.B.B.S M.D. (Pathology)

Dr. Seema Middha
M.B.B.S M.D. (Radiology)

Registration : 16855	Date : 17-Dec-19
Patient Name : Mrs. ABHIGYA	Age : 29 Years [F]
Ref By : DR MALA SAXENA MBBS MS	

X-RAY DONE ON DR SYSTEM (LOW DOSE RADIOGRAPHY) BY FUJIFILM DEVO WITH DRYPIX PLUS LASER CAMERA.

Part x-rayed: **HYSTEROSALPINGOGRAPHY**, after injection of 15 ml of UROVISON 60% and 2 ml of GENTAMYCIN (80 mg) through intra-uterine canula.

R E P O R T :

Dye is seen in uterus and both tubes. **UTERUS** is normal in size & shape. No filling defect or congenital anomaly seen.

BOTH TUBES are visualized in their whole length without any stricture, dilatation or pooling of dye. **PERITONEAL SPILL** seen from both sides.

IMPRESSION: These findings simulate :

- (1) **NORMAL SIZED UTERUS ON HSG.**
- (2) **BILATERAL PATENT TUBES.**

Thanks for refferal

DR. SEEMA MIDDHA

DIGITAL X RAYS

ULTRASOUND

COL. DOPPLER

PATHOLOGY

OPG

MAMMOGRAPHY

NOT FOR MEDICOLEGAL PURPOSE

Not all anomalies may appeared during Scanning so Co-relate with clinical finding and various other investigations
IN CASE OF ANY DISCREPANCY IN LAB RESULT PLEASE REPORT TO LAB.