

SWASTIK SURGICAL

MINING HOSPITAL  
SPECIALITY HOSPITAL

Bypass Road (Near ISR TVS Agency)  
Bangalore - 221003

Help Line: 8053231101

E-mail: swastik.surgical@gmail.com

Regd No. AL-1465  
JAS-ANZ



Dr. Pramendra Singh  
M.B.B.S., M.S., F.M.A.S.

Laparoscopic Surgeon  
Ex. Senior Resident, Surgeon  
Urology & Kidney Transplant (and)  
FORTIS HOSPITAL, New Delhi  
Regd. No. UPMCI-162717

Date: 19/07/2021

Name: Jagdish Prasad  
72 yr. male  
Balia.

-> Cholelithiasis H/o: COAD. /  
HTN. /  
on-treatment =

Adv  
USG whole Abdomen  
x ray chest pa views

USG / Sugar.  
Urea / Creatinine  
S. Bilirubin / SGPT.

B.T. / C.T.  
HIV / HBsAg / HCV.

Admission for  
lap chole

Covid-19. Test:

physician. / Gastrologist  
consultation for  
fitness regarding surgery (lap chole)

VALID FOR MEDICO LEGAL PURPOSE

Not Valid For Medico Legal Purpose

MANGAL NAIKARA, M.D. (MBBS, MCh), FRCGS, FRCR, FRCR (S), FRCR (G)  
Mobile: 9415687364 E-mail: charak.nidankundra@gmail.com

self Attested

**NASTIK SURGICAL**  
SPECIALTY HOSPITAL



**Dr. Pramendra Singh**  
M.B.B.S., M.S., F.M.A.S.  
Laparoscopic Surgeon  
Ex. Senior Resident, Surgeon  
(Urology & Kidney Transplant unit)  
FORTIS HOSPITAL, New Delhi  
Regd. No. : UPMCI-48207

Specialty Hospital  
155 Road (Near Raj TVS Agency)  
Gurgaon - 221003

Date 31/07/2021

Jagdish Prasad  
Bhatia  
Bhatia

Purot. lap chole

- stitches removed.
- Tab. Amib-0 200mg. 1bd
- Gab 110mg L - 1000 Elj
- Tab Acovare - 1500 for pain.
- Tab Auxib 0.2mg - 1hs -
- 840 Neuroffin plus 30ml hs.
- Tab. Udiltu 300mg - 1bd

X 5 days  
Raided as  
Bicy 4  
=



NOT FOR LEGAL PURPOSE

Not Valid For Medico Legal Purpose

Pat Saving

Mobile : 9415687354 E-mail : charak.nidankendra@gmail.com

Self Attested



An ISO 9001-2008 Certified Hospital

Regd No. AL-1400

# SWASTIK SURGICAL

MULTI-SPECIALITY HOSPITAL

Suddhipur, Bypass Road (Near Raj TVS Agency)  
Shivpur, Varanasi - 221002  
Helpline No. : + 91 - 9532811811  
e-mail : dr.pramendra78@gmail.com

JAS-ANZ



ISO 9001-2008

## DISCHARGE TICKET

Name : Jagdish Prasad Age/Sex : 78/m

Ward/Bed : HDU - 3 Regd No. : SS104077

Address : Chaman Singh Bazar Road Ballia

Date of Admission : 19/04/2021 Date of Operation : 20/04/21

Date of Discharge : 25/07/2021

Clinical Diagnosis : Calculus Cholelithiasis  
a KIDNEY HTN.

Consultant : Dr. PRAMENDRA SINHA (M.S.)

Clinical Notes & Investigation Attached

NOT VALID FOR MEDICO LEGAL PURPOSE

Not Valid For Medico Legal Purpose

MANGAL KATARA, MAHABIR MANDIR, BAREILLY  
Mobile : 9415687354 E-mail : charak.nidhi

Self Attested

FNA Cytology Report

Operative Finding & Procedure

- Laparoscopic cholecystectomy  
to S.O.

Condition on Discharge

- DORN - on stitches  
stitches to be removed 10  
after surgery

Treatment Advised:

- Tab. X-tractor ER 1gm x 30
- Tab. Acomore - 1 tab
- Cap. Hapt. L - 100
- Tab. udiltu 300mg - 1 tab
- Tab. Amit. 0.25mg - 14
- Sy. Crenafter plus 200mg  
x 7 days

Rest-treatment -  
as advised by physician  
for HTN and  
CORAD.

Kawies  
for

Signature Of Resident Doctor

SWAST  
SURGI  
SPECIAL  
781

self Attested

## RESPIRATORY CARE CENTRE VARANASI

DR. RAJESH KUMAR SINGH, VARANASI

PHYSICIAN, ALLIANCE, ICMR, 2000 (2025), DR. RAJESH KUMAR SINGH

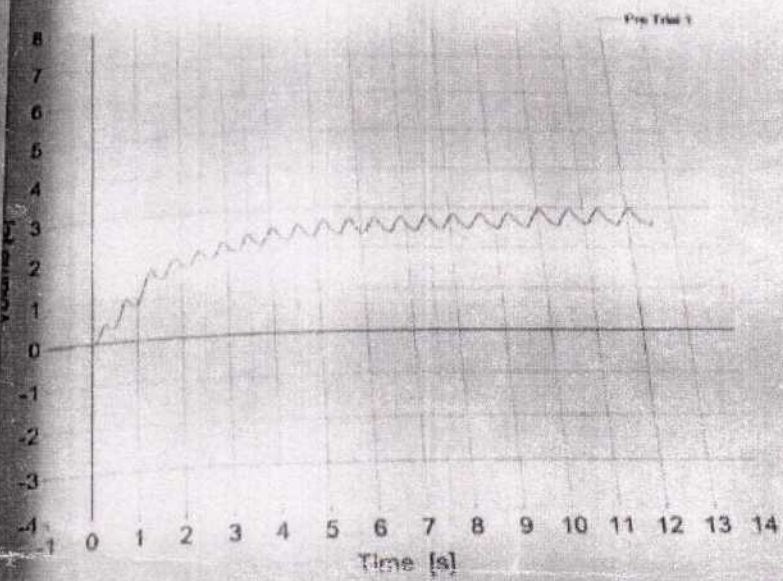
PHNO: 9-401011-1100 & Evening 5-10 6 pm

Dr. Raj Prasad, India

ID: 89963 inv 941545723A

Name: RAJESH KUMAR SINGH  
 Height: 175 cm  
 Weight: 64 kg  
 Date: 15-02-2025  
 Interpretation: Predicted  
 Patient ID: 89963  
 Facility: ICMR

Parameter	Pred	Obs	Pns	
			Best	Trial 1
VE [L/min]		20.1	28.1	
V [L/min]		12.5	12.6	
I [L]		0.32	0.32	
FM [L/min]		99.1	99.1	
V [L/min]	99.7	92.6	92.6	99.4



Respiratory Care Centres Limited  
 Reference Laboratory  
 New Delhi - 110029  
 06114333061

self Attested



PEN

**PATIENT DATA**


JAGADISH PRASAD	FIRST NAME	75 Y
M	AGE	
	DIA PRESS	
	EXAM DATE	19 07 2021
	REFERRING PHYSICIAN	
	ADM DIAGNOSIS	
	EXAM DESCRIPTION	
	REPORT DATE	19 07 2021

**CARDIAC DOPPLER**

PEAK VELOCITY	-1.14	m/s	AORTIC PEAK GRADIENT	5.2	mmHg
PEAK VELOCITY	0.33	m/s	MIT PEAK VEL A WAVE	0.62	m/s
PEAK GRAD (E)	0.4	mmHg	MIT PEAK GRAD (A)	1.5	mmHg
PHIT	76	ms	MITRAL VALVE AREA	2.89	cm <sup>2</sup>
E/A RATIO	0.52		MIT E WAVE DEC TIME	260	ms
PRIMARY ARTERY	-0.64	m/s	PULM PEAK GRADIENT	1.6	mmHg
PEAK VELOCITY					
PEAK VELOCITY	-1.14	m/s			

**M-MODE**

LV DIAMETER-DIAST	47.7	mm
IV SEPTUM-SYSTOLE	15.1	mm
POST WALL-SYSTOLE	11.9	mm
LV FRACT SHORTENING	38	%
PW THICKENING	30	%
LV DIAMETER-DIAST	13.3	mm
IV SEPTUM-DIASTOLE	9.2	mm
POST WALL-DIASTOLE	29.8	mm
LV DIAMETER-SYST	67	%
LV FRACT SHORTENING	14	%
PW THICKENING	234	g

Self Attested  




# VARDHAN HEART CARE

5, Tagore Town, Bhojubar Tiraha  
Orderly Bazar, Varanasi - 221002  
Mob : 8503172175  
E-mail : drvivekraj.singh@gmail.com

*:- 2D-Echocardiography with M-Mode & Colour Doppler.-*


**Patient Name:** - JAGDADISH PRASAD      **Age:** - 75 YEAR      **Sex:** - MALE  
**Ref. By:** - Dr. Self      **Date:** - 19/07/2021

**Echo Window:** - Optimal

**Reports:-**

- > Concentric LVH
- > All Cardiac Chambers are normal in size
- > No MR/MS
- > Mild AR
- > No TR/PAH
- > Grade I Diastolic dysfunction
- > No Regional Wall Motion Abnormality at rest
- > Normal LV systolic function
- > LVEF 67%
- > No Pericardial effusion / Clot / Vegetation

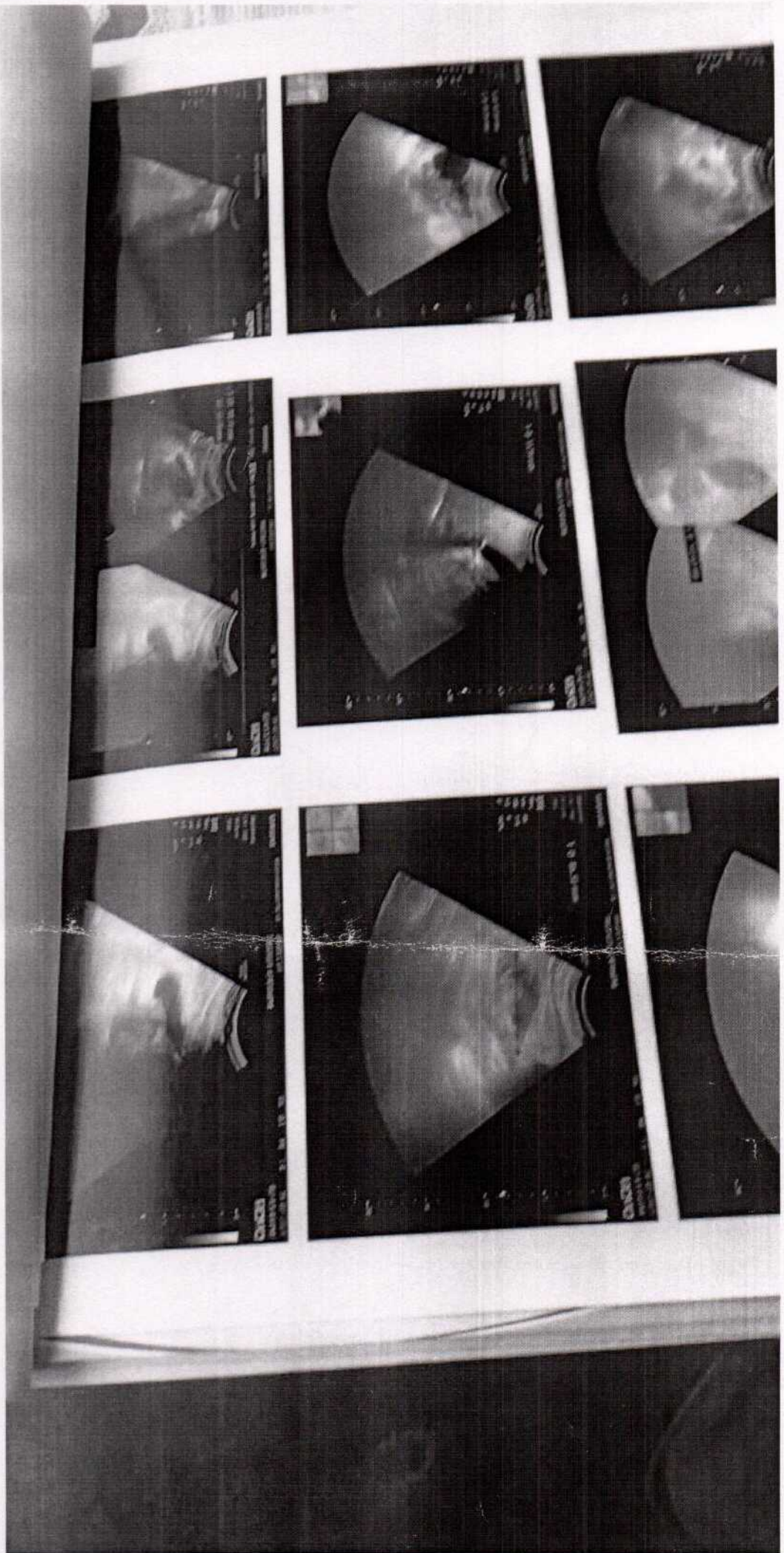
**Conclusion:** - M-Mode and 2d-echo colour Doppler findings suggestive of Concentric LVH / Grade I Diastolic dysfunction/Mild AR

  
**Dr. Vivek Raj Singh MD,**  
**DM (Cardiology)**  
**Vardhan Heart Care**  
5, Tagore Town bhojubeer  
Orderly Bazar, Varanasi.

Timing : Morning - 10 am to 4 pm | Sunday Closed

self Attended  



self Attested



NAME: MR. JAGDISH PRASAD  
REF BY: DR. PRAMENDRA SINGH (M.B.B.S., M.S., F.M.A.S.)

78 YRS / MALE  
DATE: 19.07.2021

## USG WHOLE ABDOMEN


- Liver:** Liver is mildly enlarged in size (~17.2 cm) and shows raised echotexture. No Intrahepatic ductal dilatation is seen in both lobes.
- Gall Bladder:** Gall Bladder is normal in size and shows an echogenic focus with posterior acoustic shadow in lumen in gall bladder, measuring ~13.0 mm in size. No evidence of abnormal gall bladder wall thickening / obvious mass is noted. CBD is not dilated. Portal vein is normal in caliber.
- Right Kidney:** Right kidney is normal in size, and normal echotexture. A small simple cyst is noted in upper pole of right kidney, measuring ~47x46 mm. CM differentiation is maintained. No hydronephrosis is seen.
- Left Kidney:** Left kidney is normal in size and normal echotexture. CM differentiation is maintained. No hydronephrosis is seen.
- Spleen:** Spleen is normal in size (~8.6 cm), shape and normal echotexture.
- Pancreas:** Pancreas is normal in size and echotexture. Pancreatic duct is not dilated.
- UBL:** Urinary bladder is normal in size, shape having echo free lumen. Wall thickness is normal.
- Prostate:** Prostate is moderately enlarged in size (Vol~53cc) with normal echogenicity. Prostatic capsule is intact.
- Other:** No evidence of any ascites. No obvious evidence of dilated bowel loops/ obstruction is noted in abdomen.

## IMPRESSION:


- Mild hepatomegaly with grade II fatty liver.
- Cholelithiasis.
- Right renal cortical cyst.
- Moderate prostatomegaly.

## END OF REPORT

- ❖ 1. Radiological diagnosis is solely interpretation of the images produced by the tissues and may not be always conclusive.
- ❖ 2. Please intimate regarding typing error for correction within 7 days (9452822352).
- ❖ 3. Further clinical correlation is advised for final diagnosis, if required feel free to discuss.

  
DR. SUJIT KUMAR VERMA  
(Interventional Radiologist)  
MBBS, MD (Radiodiagnosis) KGMU  
PDCC (Neurovascular Radiology)  
Ex Senior Resident KGMU Lucknow  
Ex Senior Resident SGPGI Lucknow  
Reg. No. 63032

Not valid for medico legal purpose

self Attested  


PIRATORY CARE CENTRE VARANASI

KAVINDRAPURI, BHELUPUR, VARANASI  
 METRY, ALIM, MO. 7066282811, 9005301389  
 9. am to 1. pm & Evening 5. to 6 pm

ish Prasad, Ballia  
 Male  
 INDIAN L-1

Height  
 Weight

ID: #9963 mo 9415657234  
 165 cm  
 84 kg BMI 31.3

Age: 78 **Conques**

14-02-2020 05:11:09 PM

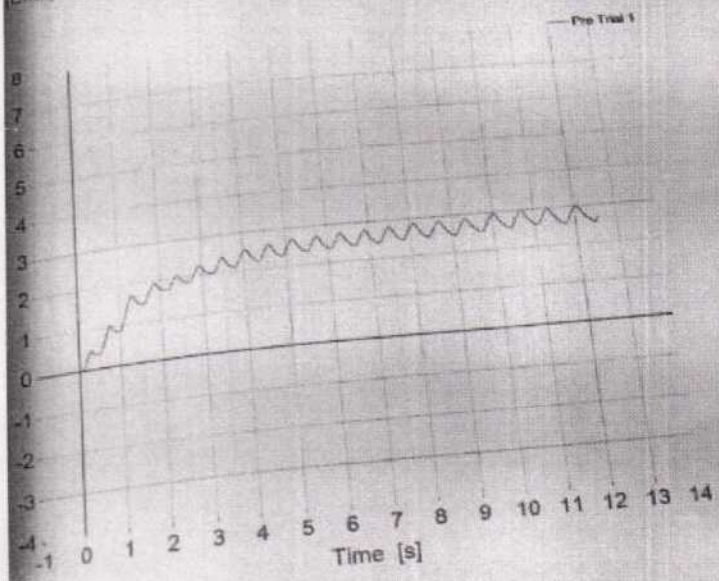
Interpretation  
 Predicted

GOLDI 2000, Hardie  
 Knapson 51 - 0.90

Value Selection  
 BTPS (IN/EX)

Real Scale  
 1.02, 1.02

Parameter	Pred	LLN	Pre		%Pred
			Best	Trial 1	
Flow [L/min]	-	-	29.1	29.1	-
Time [s]	-	-	0.32	0.32	-
V <sub>T</sub> [L]	-	-	96.1	96.1	-
V <sub>E</sub> [L/min]	96.7	-	32.8	32.0	34



Self Attention



# SADHANA PATHOLOGY

S-25/214 B, Panchkoshi Road, Bhujbir (Mahabir Mandir-UP College Road) Varanasi (U. P.)  
Mobile : 9918470720, 9301649833


Dr. Anamika Kalra  
M.B.B.S., M.D. (Path)  
Consulting Pathologist

Pratap Singh  
B.Sc. B.M.L.T

Patient ID.  
Patient Name  
Ref. by Doctor  
Collected at

33  
JAGDISH PRASAD  
DR PRAMENDRA SINGH MS  
FROM OUT SIDE

Gender / Age Male / 78 Years  
Reg. Date/Time 19-Jul-2021 2:16 pm  
Rpt. Date/Time 19-Jul-2021 3:13 pm



## COMPLETE BLOOD COUNT

TEST	RESULT
Haemoglobin	11.6
RBC Count	3.39
PCV	30.4
<b>RBC INDICES</b>	
MCV	89.68
MCH	34.22
MCHC	38.16
<b>TOTAL WBC COUNT</b>	
Total WBC Count	5300
Neutrophils	66
Lymphocytes	31
Eosinophils	02
Monocytes	01
Basophils	00
<b>PLATELETS</b>	
Platelet Count	1.49

### NORMAL VALUES

Male 14 - 16 g%  
Female 12 - 14 g%  
4.0 - 6.0 million / cu mm  
35 - 45 %  
80 - 99 fl  
28 - 32 pg  
30 - 34 %  
4000 - 11000 / cu mm  
50 - 70 %  
20 - 40 %  
00 - 05 %  
00 - 10 %  
00 - 01 %  
1.5 - 4.0 Laksh/cumm

Test done on ERMA INC PCE-210 fully automated cell counter

----- End of Report -----

Bold Indicates Abnormal Values

Auth

Not Valid For Medico Legal Purpose

MANGAL KATARIA, MAHABIR MANDIR, ORDERED BY  
Mobile : 9415687354 E-mail : charak.nidankendra@gmail.com

Self Attested





# SADHANA PATHOLOGY

S-25/216 K. Panchkoshi Road, Bhajpur (Mahabir Mandir-UP College Road) Varanasi (U.P.)  
Mobile: 9818479720, 9310245811

Dr. Jyoti Katiya  
M.B.B.S., M.D. (Patho)  
Consulting Pathologist

Yash Singh  
B.Sc. B.M.L.T.

Patient ID.  
Patient Name  
Ref. By Doctor.  
Collected at

33  
JAGDISH PRASAD  
DR PRAMENDRA SINGH MS  
FROM OUT SIDE

Gender / Age Male / 18 Years  
Reg. Date/Time 19-Jul-2021 2:16 pm  
Rpt. Date/Time 19-Jul-2021 3:12 pm



## REPORT ON BT & CT

TEST	RESULT	NORMAL VALUES
Bleeding Time	2'16"	2 - 7
Clotting Time	5'38"	4-10

## BIOCHEMISTRY

TEST	RESULT	NORMAL VALUES
Blood Urea	37.0	0 - 40 mg/dl
Creatinine	1.2	0.5 - 1.5 mg / dl
Bilirubin Total	1.9	0 - 1.0 mg / dl
S.G.O.T.	52.0	0 - 40 IU / L
BLOOD		75- 150 mg %
Random Blood Sugar	85.0	

----- End of Report -----

Bold Indicates Abnormal Values

Authori

Not Valid For Medico Legal Purpose

MANGAL KATARA, MAHABIR MANDIR, ORDERLY BAZAR, ...  
Mobile: 9415687354 E-mail: charak.nidankendra@gmail.com

Self Attestant