

From,
Neetu Pathak,
Additional District Judge,
Unnao.

To
The Registrar General,
Hon'ble High court of judicature at Allahabad.
Allahabad.

Through: District Judge.

Subject: Representation regarding Premature Transfer

Respected Sir,

1. With profound regards, it is humbly submitted that I am posted as Additional District Judge Unnao. My husband Gaurav Sharma is also posted as Additional District Judge, Unnao. We both have been transferred from Kushinagar at Padrauna to Unnao vide notification no . 1918/Admin.(Services)/2021 dated 11.08.21 and 1917/Admin.(Services)/2021 dated 11.08.2021 of Hon'ble High Court and in pursuance of notification, we took over the charge. It is necessary to mention here that **my husband and I never opted for District Unnao in any request.**

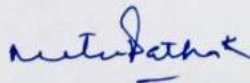
2. That it is humbly submitted that I am suffering from severe eye disease since year 2017.

Medical History:- In the month of September 2017, only at the age of 37 years old, I **lost my left eye vision** due to the major retinal detachment and consequently I was constrained to undergone immediate major eye surgery as the medical emergency followed by two more surgeries. Thus, only within the span of two years, I **underwent three consecutive surgeries** on:-

- (i) 13th September, 2017;
- (ii) 20th March, 2018 and
- (iii) 6th September, 2019.

Since then, I am taking my eye **treatment in SGPGI Lucknow** and specialized retinal hospital of Lucknow with regular short checkups.

Present condition:- Recently the doctor has diagnosed Posterior Capsular Opacification (PCO) as post surgery complications in my left eye which **requires one more procedure.** Further, **flashes of light in my left eye** also



diagnosed which is quite sensitive subsequent development of the operated eye and to be treated immediately without any fail. The left eye retinal detachment surgeries have **also affected right eye adversely**. I am constantly struggling to save the right eye too by adopting regular treatment and checkups. The doctors have strictly instructed me not to opt long distance travel, lifting of heavy things, forward bending and jerks etc.

3. **Non-availability of required 'Retinal Treatment' in Unnao:-** It is to bring to the kind notice of the Hon'ble Court that despite of not having any history of hypertension or diabetics etc, I faced severe eye problem due to unknown internal reasons only at the young age of 37 years and it requires specialized treatment which is **not available in Unnao**. It is further submitted **that I require next advance and immaculate retinal treatment and same is available in Delhi**. (Relevant medical papers of treatment taken in Lucknow are hereby enclosed for the kind perusal of Hon'ble Court).

4. That district Gautambudh Nagar or Ghaziabad or Meerut not only being in close proximity to Delhi, but also possess medical facilities to address my emergent issue, thus they may be most facilitating district for the purpose of my needed treatment. Further, vacancy in my cadre also exists in aforesaid districts, hence, in the above facts and circumstances I may be posted in either of above districts.


It is, therefore, most respectfully prayed that keeping in view of grounds mentioned above, Hon'ble court may kindly be pleased to allow my premature transfer application and transfer me either to Gautambudh Nagar or Ghaziabad or Meerut, so that I may be able to save my vision and career timely by adopting next advanced treatment from Delhi.

With regards.

Enclosures:- Relevant papers

Dated: 25.11.2021.

Your's sincerely,



Neetu Pathak,

Additional District Judge,
Unnao(I.D No. UP. 6198)

Here is the list of top 10 eye care hospitals in India:

1. Dr. R.P. Centre for ophthalmic sciences A.I.I.M.S - New Delhi



Dr. Rajendra Prasad Centre for Ophthalmic Sciences, named after the first President of India, Dr. Rajendra Prasad, was established on the 10th of March, 1967 as a National centre for ophthalmic science, to provide state of the art patient care, expand human resources for medical education and undertake research to find solutions to eye health problems of national importance.

Hospital Services:

1. Clinical Units and Allied Departments
2. Out Patient Services
3. Emergency Services
4. Clinical Laboratories
5. National Eye Bank
6. Investigative Laboratories
7. Day Care Surgery
8. Community Ophthalmology
9. In Patient Services

Address: Dr Rajendra Prasad Centre for Ophthalmic Sciences, All India Institute of Medical Sciences, Ansari Nagar, New Delhi-110029, India

Phone no: 011-6589695, 011-26593101

Fax no: 011-26588919

Email:

Website: <http://www.ipsms.org/eye7/html>

2. Eye 7 - New delhi



Image Source : IMAGE

Eye 7

Eye7 is a chain of super specialty ophthalmology hospital. The vision of the Eye7 group, under his capable leadership, is to provide affordable and quality eye health care with compassion and using the latest technology.

Hospital Services:

1. Lasik/Specs removal
2. ICL
3. Cataract
4. Glaucoma
5. Cornea
6. Oculoplasty
7. Neurophthalmology
8. Retina

Address: 34, Lajpat Nagar IV, Ring Road New Delhi, 110024, India

Phone: (011) 40 40 40 70

Email: info@eye7.in

Website: <http://www.eye7.in>

3. L.V.Prasad eye hospital - Hyderabad

L V Prasad Eye Institute is a comprehensive eye health facility and ocular Tissue Engineering research center, jointly founded by Dr. Gullapalli N Rao and Ramesh Prasad, son of L.V. Prasad in 1987

with its main campus located in Hyderabad, India.

The LVPEI network includes a Centre of Excellence in Hyderabad, 3 tertiary centres in Bhubaneswar, Visakhapatnam and Vijayawada, 11 secondary and 95 primary care centres that cover the remotest rural areas in the state of Andhra Pradesh, India, as well as several City Centres.

Hospital Services:

1. Cornea and Anterior Segment
2. LASIK and Refractive Laser Surgery
3. Cataract surgeries
4. Uveitis treatment
5. Glaucoma procedures
6. Retina services
7. Ophthalmic Plastic Surgery, Orbit and Ocular Oncology

8 Strabismus (Squint) and Neuro Ophthalmology

9 Contact Lens

10 Aesthetic Facial Plastic Surgery, Cosmetic Dermatology

Address: Kallam Anji Reddy Campus, L V Prasad Marg, Banjara Hills, Hyderabad
500 034, Andhra Pradesh

Phone no: 040 3061 2345 (30 Channels)

Fax no: 040 2354 8271

Website: <http://www.lvpc.org/>

4. Sankar Netralaya - Chennai



Sankara Netralaya (SN) is a not-for-profit missionary institution for ophthalmic care (i.e., an eye hospital) in Chennai, India. In "Sankara Netralaya" Sankara is a reference to Shiva and Netralaya means "The Temple of the Eye".

Sankara Netralaya receives patients from India and internationally.

Nani A. Palkivala, former Indian ambassador to United States, described Sankara Netralaya as the "Best managed charitable organization in India". Sankara Netralaya has 1000 employees and serves 1200 patients per day, performing 100 surgeries per day.

The annual revenue as per the taxes is close to US\$100 million.

Sankara Nethralaya has produced many famous ophthalmologists such as the founder of Aditya Jyot Eye Hospital in Mumbai, Dr. S. Natarajan.

5. Aravind Eye Hospital - Madurai



Aravind Eye Care Hospital is an ophthalmological hospital with several locations in India.

It was founded by Dr. Govindappa Venkataswamy in 1976.

Since then it has grown into a network of eye hospitals that have seen a total of nearly 32 million patients in 36 years and performed nearly 4 million eye surgeries, majority of them being very cheap or free.

The model of Aravind Eye Care hospitals has been applauded all over the world and has become a subject for numerous case studies.

Hospital Services:

1. Retina & Vitreous
2. Cataract
3. Neuro Ophthalmology
4. Children's Eye Care
5. Orbit, Oculoplasty & Ocular Oncology

Address: Anna Nagar, Madurai 625 020, Tamilnadu, India.

Ophthalmology



2019262936

Priority

Neetu Pathak / 38 Years, FEMALE

Printed on: 28-5-2019 10:57:17 Ms. Mamta Gautam

172.16.4.197

R

①
23/10/19

27/9/19

⑤

SANJAY GANDHI POST GRADUATE INSTITUTE OF MEDICAL SCIENCES LKO.



आत्मना सर्गो जितः

O.P.D. CASE FILE

20.....

NEETU PATHAK

Patient's Name.....

B-24 BUTTLER PALACE COLONEY

Address..... LUCKNOW

SANJAY GANDHI POSTGRADUATE INSTITUTE OF MEDICAL SCIENCES, LUCKNOW

REQUISITION FORM FOR CONSULTATION

2019262936
Neetu Pathak

Ward No.

Bed No.

Department

Consultation required from :

	Urgent <input type="checkbox"/>
	Routine <input type="checkbox"/>

Diagnosis/Specific problem :

~~29/10/2021~~

C/o flashes in front of LE and mild decrease in vision LE.
Vn < 6/18 PH → 6/12

Consultation/Opinion required in respect of :

Request Opinion only Opinion + Follow up Transfer

Date..... Time Signature..... Designation

Pupil : NSMR

Report/Opinion of the consultant * LE → Pseudophakic.

Date..... Time Signature..... Designation

LE → Name Mild Posterior Capsular opacification

RE → Anterior Segment NAD.

* Use reverse side if required.

Fundus: Myopic degeneration
Both eyes.


Disc: Peripapillary
atrophy BE.

Barrage laser done Superiorly
two places.

Adv: -

- Considering previous retinal detachment and the surgeries (Retinal detachment & Cataract surgery) done in left eye & infrequent complaints of flashes of light, she needs frequent follow ups & report if any new complaint or continuous flashes occurs.

~~Adv:~~ - Avoid forward bending and heavy weight lifting.


Dr. Nikas Kanaujia
MS (Ophthalmology)
Professor
Department of Ophthalmology
S.G.P.G.I.M.S., Lucknow

23/10/2021

URINE	27/10/20				Both eyes
Sugar				e/o	frequent
Albumin					
M/E					
STOOL					

ENDOSCOPY

Investigation	Date	No.	Report
			flashes of light seen mostly in front of LE
O/E			Slit Lamp

RADIOLOGY

Investigation	Date	No.	Report
LE			Anterior Segment (NAD) Pseudophakic with Ad I PCO slightly inferior to Centre

PATHOLOGY

Specimen	Date	No.	Report
<u>BE</u>			Peripapillary atrophy BE Myopic degeneration BE

MICROBIOLOGY

Specimen	Date	No.	Organism	Sensitive	Resistant	
Adv			two places			
E.K.G.			Considering previous retinal detachment and the Surgeries done in left eye and the present complaint of flashes of light, periodic regular follow up both eyes is required and to report if flashes continues or any decreases in vision is there			

G-9 on
- Avoid forward bending & any heavy weight lifting

Dr. Vikas Karanjia
MS (Ophthalmology)
27/10/20
Department of Ophthalmology
S.G.P.C.I.M.S., Lucknow

SANJAY GANDHI POSTGRADUATE INSTITUTE OF MEDICAL SCIENCES, LUCKNOW

DEPARTMENT OF

Reg. No.

Name

Age/Sex

For OPD Patient :

Referring Doctor :

Department :

Hospital :

For SGPGI Ward Patient :

Referring Consultant :

Referring Dept. :

Ward No. Bed No.

INVESTIGATION CHART

Date of Admission Date of Operation Blood Group HbsAg

Diagnosis

Operative Procedure

Date	22/2/2020									
Body Wt.										

Haematology

Hb	22.9 2020									
TLC										
DLC										
Platelet										
ESR										

Hb → 22.9
 TLC → 8124
 DLC → 819
 Platelet → 81609
 ESR → 819

Chemistry

Glucose F/R										
PP										
BUN/Urea	R/E :- Anterior Segment									
Creatinine	NAD									
Na	LE - Pseudophakia									
K	Fundus Myopic degeneration BE									

Bilirubin Total	Adv: Considering previous retinal detachment and the surgeries done, Periodical regular short follow up is required early.									
Direct										
Proteins Total										
Albumin										
SGOT/SGPT										
Alk Phosph										
Amylase										
P. T. Patient/Control										

G-9

Dr. Vikas K. Chauhan
 MS (Ophthalmology)
 Professor
 Department of Ophthalmology
 S.G.P.G.I.M.S., Lucknow
 22/2/2020

4/9/19

Adv

(5)

(R)

(L)

10L power
Left eye

Specular
microscopy.

$\Delta AL = 32.63$

$\Delta AL = 31.71$

$K_1 = 43.99 \times 177^\circ$

$K_1 = 44.28 \times 1^\circ$

$K_2 = 46.85 \times 87^\circ$

$K_2 = 46.50 \times 91^\circ$

$A_{VD} = 3.15$

$A_{VD} = 3.17$

$L_T = 3.93$

$L_T = 3.82$

$WTW = 12.1$

$WTW = 12.2$

$IOL = -7.50$

$IOL = -5.50$

CLT $\begin{cases} 535 \\ 528 \end{cases}$

4/9/19
Dr. Vikas Khandelwal
MS (Ophthalmology)
Professor
Department of Ophthalmology
M.S., Lucknow

27/9/19

$V_n \begin{cases} 6/18 \\ 6/15 \end{cases} \begin{cases} 6/18 \\ 6/19 \end{cases} \begin{cases} 6/19 \\ 6/19 \end{cases}$

$T_n < \begin{cases} 13.4 \\ 14.4 \end{cases} \text{ mmHg}$

P-T-O

6

27/9/19.

~~Patient underwent~~ Conj
~~Cataract Surgery~~ Cornea
 Pupil - NSNR

O/E Anterior segment

- Pseudophakic
LE

Fundus - status quo as mentioned on 28.3.2019.

R

- Continue medication as advised elsewhere

- Considering previous retinal detachment and the surgeries, periodical regular short follow up required early post-op

NA

27-9-19.

Dr. Anshu Chauhan
 MS (Ophthalmology)
 Professor
 Department of Ophthalmology
 S.G.P.C.I.M.S. Lucknow

13.7.2019 Plan

Fields → 20-2
76 point screens

Follow up Notes

low

Fundus
status quo - as mentioned in March 2019.
Pupil NSNR BE
PSC diffuse
LE.

Refracton
in

old sh

4/9/15

Pg P

$$-21.50 / -2.75 \times 180^\circ$$

Repeat (New sh)

$$-19.75 / -1.75 \times 180^\circ$$

$$\textcircled{R} -21.50 D_s / -2.75 DC \times 180^\circ \quad 6/72$$

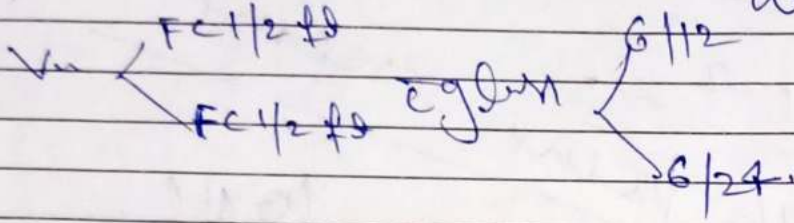
$$\textcircled{L} -20.50 D_s / -2.0 DC \times 180^\circ \quad 6/112$$

Dr. Vikas Chauhan
MS (Ophthalmology)
Professor
Department of Ophthalmology
S.G.P.G.I.M.S., Lucknow

(4)

4/9/19

Patient is having difficulty in reading & daily routine work with her left eye



Left eye
x 2-3 months

Posterior Subcapsular Cataract LE

Diffuse

History of retinal detachment surgery LE in Sep 2017 and oil removal in March 2018.

Advising considering the previous retinal detachment surgery and now difficulty in daily routine chores, immediate ~~cataract~~ surgery is required and a regular follow up is advisable for detailed retinal examination post surgery.

Dr. Vikas Kantaria
MS (Ophthalmology)
Department of Ophthalmology
S.G.P.G.I. (Kantaria)
4/9/19

SANJAY GANDHI POSTGRADUATE INSTITUTE OF MEDICAL SCIENCES, LUCKNOW

28-3-2019.
Vw <

Department	Unit/Consultant

Referring Doctor/Hospital:

Name:

Address:

Date History

Co decrease vision LE
X ~~years~~ 4-5 mths.

operated for RD LE on 13th Sep 2017.
Post surgery she regained
vision. but for now 4-5 mths
vision is hazy & it is gradually
increasing.

Past History

Treatment History

No other. Significant Systemic
history of medication/ailment.

Using glasses
since her graduation
(2000).

Personal/Social/Family History

Pupil N&NR.

AC (N) depth

PSC ~~developing~~ LE
Diffuse ~~haze~~

Cornea. (N)

G-1

Iustine (N)

2

Physical Examination

Nutrition Status: Good/Adequate/Reduced

Anaemia No Yes

Dyspnea No Yes

Cyanosis No Yes

Jaundice No Yes

Edema No Yes

Exanthem No Yes

W		K
H		C
BP		m
Pulse		/m

Extremities

Skin

Thyroid

Lymph Nodes

Fundus

Head & Neck

Myopic fundus

Chest

BE

CVS

LE Laser marks

Abdomen

LE E. iol

activity becomes hampered.

Adv.

Cataract surgery
when daily routine

Provisional Diagnosis

Dr. Vikas Kanaujia
 Professor
 Department of Ophthalmology
 S.G.P.G. I.M.S., Lucknow
 2019

Single Field Analysis

Eye: Left

DOB: 08-08-1980

Name: NEETU PATHAK
ID: 2019262935

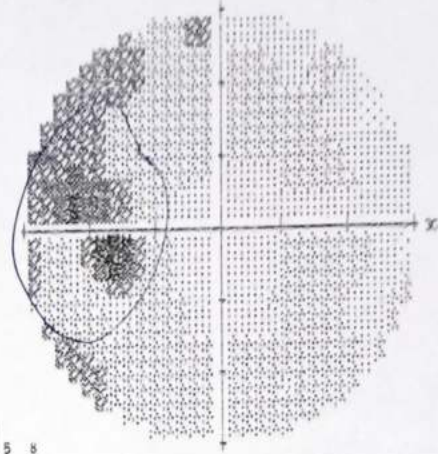

Central 30-2 Threshold Test

Fixation Monitor: Blind Spot
Fixation Target: Central
Fixation Losses: 6/21 xx
False POS Errors: 10 %
False NEG Errors: 7 %
Test Duration: 08:58

Stimulus: III, White
Background: 31.5 ASB
Strategy: SITA-Standard

Pupil Diameter:
Visual Acuity:
RX: -20.00 DS -2.00 DC X 180 Age: 38
Date: 13-07-2019
Time: 11:35 AM

Fovea: OFF



-3	-6	1	4						
-10	-7	-6	-7	-1	-5				
-5	-8	-7	-7	-6	-6	-1	4		
-15	-13	-6	-8	-8	-7	-9	-8	-1	2
-11	-23	-8	-5	-3	-7	-8	-5	0	
-12	-3	-9	-6	-5	-9	-6	-5	3	
-10	-7	-4	-9	-7	-8	-6	-7	-4	-6
-10	-6	-7	-7	-7	-6	-6	-3		
-8	-6	-7	-7	-4	-6				
-7	-8	-5	-5						

Total Deviation

1	-2	5	8						
-7	-3	-2	-3	2	-2				
-6	-4	-4	-3	-4	-3	-1	7		
-11	-9	-5	-4	-5	-4	-6	-4	2	6
-7	-19	-4	-1	0	-4	-3	-1	3	
-8	0	-5	-3	-4	-5	-4	-2	6	
-6	-3	0	-5	-4	-4	-5	-4	0	-2
-7	-3	-4	-4	-4	-3	-4	0		
-5	-3	-3	-3	0	-2				
-3	-5	-2	-1						

Pattern Deviation

*** Low Test Reliability ***

GHT
Outside Normal Limits

VFI 88%

MD -5.94 dB P < 0.5%

PSD 3.81 dB P < 2%



○ < 5%
○ < 2%
○ < 1%
○ < 0.5%

S.G.P.G.I.
DEPARTMENT OF OPHTHALMOLOGY
LUCKNOW

Name: NEETU PATHAK
ID: 2019252936

DOB: 08-08-1980

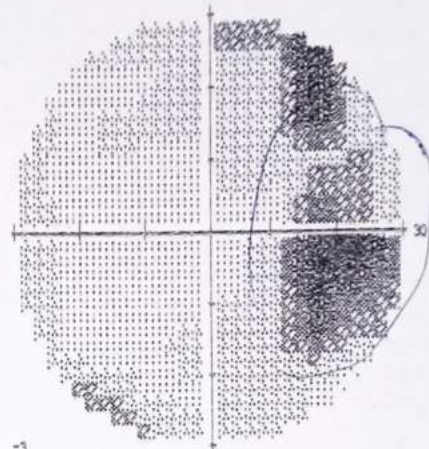

Central 30-2 Threshold Test

Fixation Monitor: Gaze/Blind Spot
Fixation Target: Central
Fixation Losses: 2/20
False POS Errors: 0 %
False NEG Errors: 5 %
Test Duration: 07:49

Stimulus: III, White
Background: 91.5 ASB
Strategy: SITA-Standard

Pupil Diameter: 2.8 mm
Visual Acuity:
RX: -20.00 DS -2.00 DC X 180 Age: 38
Date: 13-07-2019
Time: 11:26 AM

Fovea: OFF



-3	-5	-5	-7						
-2	-1	-5	+6	+5	-25				
-2	-4	+8	-6	-7	-5	-29	+5		
-4	-3	-5	+6	-5	-9	+9	-6	-11	-6
-4	-4	-5	-5	-5	-6	-4	-11	-8	
-3	-4	-4	-5	-7	+8	-10	+33	-15	
-4	-4	-5	-5	-7	-8	-10	-28	+16	+14
-3	-1	-8	-8	-8	-8	-17	-7		
-8	-4	-5	-5	-9	-5				
-7	-5	+6	-5						



Total Deviation

1	1	-1	-3						
2	3	-1	-2	0	-21				
2	0	-2	-2	-3	-1	-25	+1		
0	1	-1	+1	-1	-5	-5	-4	+7	-2
0	0	0	0	-1	-2	0	-7	-4	
1	0	0	+2	+3	-4	+8	+25	+11	
0	0	-1	-1	+3	-4	+5	+24	+12	+9
1	3	+1	+3	-4	-4	+13	+3		
-4	0	-1	-1	-5	0				
-3	-1	-4	-2						

Pattern Deviation

GHT
Outside Normal Limits

VFI 87%
MD -7.23 dB P < 0.5%
PSD 5.86 dB P < 0.5%



∴ < 5%
∴ < 2%
∴ < 1%
∴ < 0.5%

S.G.P.G.I.
DEPARTMENT OF OPHTHALMOLOGY
LUCKNOW



Prakash Netra Kendra
 NH - 2, Vipul Khand - IV, Gomti Nagar, Lucknow
 Phone- 0522 - 4313966, 3593685, 8318794965 (Whatsapp)
 Email : pnk_netra@hotmail.com, Website: www.pnkeyecare.com
 Hospital Registration No. : 2376/2004



Patient ID	87774	Visit Date	25/Sep/2021
Patient Name	Mrs. Neetu Pathak	Age/Sex	41 Yrs / F
Patient Address	C-18 BUTLER COLONY LUCKNOW	Contact No.	9411907397
Category	General	Old MR No.	

Present Complaints

Review Since 5 day . Blurring Of Vision Since 2 month in left eye.

Past Eye History

LAST CL USED 1 DAY AGO

Vision	Distance Vision		Near Vision		Method Name	IOP Time	Right Eye	Left Eye
	Right Eye	Left Eye	Right Eye	Left Eye				
With Glass	6/60	6/12-			NCT	01:48	14	14
With Pinhole		6/9						

Adv.Glasses	Right Eye						Left Eye					
	Sph	Cyl	Axis	Prism	V/A	N/V	Sph	Cyl	Axis	Prism	V/A	N/V
Distance	-1.50	-1.50	180		6/60		-3.00	-2.00	140		6/9	
Add							+2.50				N6	

USE OF GLASSES : BIFOCAL

Examination Details

Finding Name	Right Eye	Left Eye
Lens		MILD PCO
Fundus	Myopic Fundus	Myopic Fundus

Doctor's Advice :

GLASSES

Next Review : As and when required

kt PCO

M. Khemchandani

Dr. Mohit Khemchandani

M.S.

Reg. No. 42028

Adv. Dr. Yagwan Desai
(Regular checkup required)

<http://192.168.26.253:7878/WebNetram-Reports/Prescription.aspx?PrescriptionMedicine...> 25-09-2021



Prakash Netra Kendra
 NH - 2, Vipul Khand - IV, Gomti Nagar, Lucknow
 Phone- 6386928895 6386939232, 8318794965
 (Whatsapp)
 Email pnk_netra@hotmail.com, Website www.prikeyecare.com
 Hospital Registration No. 2376/2004



Patient ID	87774	Visit Date	06/Apr/2021
Patient Name	Mrs. Neetu Pathak	Age/Sex	40 Yrs / F
Patient Address	C-18 BUTLER COLONY LUCKNOW	Contact No.	9411907397
Category	General	Old MR No.	

Present Complaints

F/U

Past Eye History

LAST CL USED 1 DAY AGO

Vision	Distance Vision		Near Vision		Method Name	IOP Time	Right Eye	Left Eye
	Right Eye	Left Eye	Right Eye	Left Eye				
With Glass	6/60-	6/9			A.T.	11.09	13	18
With Pinhole	6/9							

Adv. Glasses	Right Eye						Left Eye					
	Sph	Cyl	Axis	Prism	V/A	N/V	Sph	Cyl	Axis	Prism	V/A	N/V
Distance	28.00	-3.00	180		6/9		-2.50	-2.00	140		6/9	
Add					N6		+2.50				N6	

Next Review : As and when required

Le Mild PCO

Domy fin

to keep contact

for after 2 weeks

wh

M. Khemchandani

Dr. Mohit Khemchandani

M.S.

Reg No 42028

Discharge Summary

MRD No.	87774	Adm. Date	06-Sep-2019
Patient Name	Neetu Pathak	Surgery Date	06-Sep-2019
Age / Sex	38 / F	Dis. Date	06-Sep-2019 11:37
Urine R/M/ RBS	WNL	BP/ECG	130/80 WNL

Operated Eye : Left Eye
 Diagnosis : CATARACT (HIGH REFRACTIVE ERROR)
 (POST RETINAL DETACHMENT SURGERY) - LE
 Surgery / Proc. Done : COMICS WITH MONOFOCAL IOL, UNDER
 TOPICAL ANESTHESIA

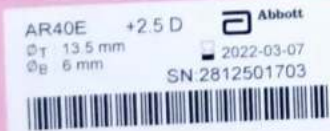
Treatment Advice

(All Medicines should be started from today as explained)

- ✓ **Ciplox (500mg) Tablet**
 two times in a day for 3 Days *2 times*
- ✓ **Tab Diamox 250 Mg**
 half tablet 2 times in a day for 1 Day *2 times*
- ✓ **Tab Wilser-APS**
 as required for 1 Day *as reqd*
- ✓ **Pred Forte Eye Drop**
 6 times for 7 days (Ist Week) then
 4 times for 7 days (IInd Week) then
 3 times for 7 days (IIIrd Week) then *35 days*
 2 times for 7 days (IVth Week) then
 1 times for 7 days (Vth Week) then STOP -- in Left Eye
- ✓ **Moxicip Eye Drops**
 four times in a day for 15 Days in Left Eye
- ✓ **LUBRINAC E/D** *= 10 ml*
 four times in a day for 30 Days in Left Eye

INCISION - well apposed
 CORNEA - clear
 ANTERIOR - normal
 IOL - *in place*
 DIGITAL - *(N)*
 OTHER -

DATE 6/9/19
 TIME 1:10 PM SIGNATURE [Signature]
[Signature]



Jayson Sharma

[Signature]
Dr. M. KHEMCHANDANI
 M.B.B.S., M.S.
 REGD. No. 42028

Diet Instruction - Normal diet or diet advised by your treating physician.
 Advice on Discharge : To Come for follow up as per Doctor's advice.
 In Case Of any Ophthalmic (Eye) Emergency please contact : 09935300733-34
Patient Condition at the time of discharge - Stable

Follow Up Date : 07-Sep-2019

Surgeon Name : Dr. Mohit Khemchandani



ISO 9001:2008 Certified

PVT
①



Discharge Summary

MRD No.	87774	Adm. Date	20-Mar-2018
Patient Name	Neetu Pathak	SurgeryDate	20-Mar-2018
Age / Sex	37 / F	Dis. Date	21-Mar-2018
HBsAG/ HIV Urine R/M/ RBS	NEGATIVE WNL	BP/ECG	104/62 NA

Operated Eye : Left Eye
 Diagnosis : S/P RETINAL DETACHMENT
 Surgery / Proc. Done : SOR

Treatment Advice (All Medicines should be started from today as explained)

Cyclogyl Eye Drops

✓ two times in a day for 10 Days in Left Eye

Pred Forte Eye Drop

✓ six times in a day for 7 Days in Left Eye

Pred Forte Eye Drop

✓ four times in a day for 7 Days in Left Eye

Pred Forte Eye Drop

✓ two times in a day for 7 Days in Left Eye

Ciplox (500mg) Tablet

✓ two times in a day for 5 Days

Diamox (250 mg) Tablet

✓ two times in a day for 1 Day

Ultracet Tablet

✓ two times in a day for 3 Days

Moxicip eye drops

✓ four times in a day for 21 Days in Left Eye

Inj. Voveron - 1IM - ①

Diet Instruction - Normal diet or diet advised by your treating physician.
 Advice on Discharge : To Come for follow up as per Doctor's advice.
 In Case Of any Ophthalmic (Eye) Emergency please contact : 09935300733-34
 Patient Condition at the time of discharge - Stable

Follow Up Date : 21-Mar-2018

Surgeon Name : Dr. Mohit Khemchandani

Photo/Photo ID Proof will require for Medical Certificate - विकित्सा प्रमाण पत्र हेतु कोटी अथवा फोटो पहचान पत्र आवश्यक होगा

27.3.2018

Day for

Dr. S. S. Swasth
Refund

Saurabh Prasad

Day for
S. S. Swasth

Dr. M. KHEMCHANDANI
M.B.B.S., M.S.
REGD. No. 42028

GOMTI NAGAR: NH-II, Vipul Khand - IV, Gomtinagar, Lucknow. Tel: 0522-4033000, 4076399

ALIGANJ: HIG- 30, Sector- E, Aliganj, Lucknow. Tel: 0522-4024306, 2330739, 4960251

E-Mail : pnk_netra@hotmail.com • pnk.tpa@hotmail.com • Website : www.pnkeyecare.com



Prakash Netra Kendr

NH - 2, Vipul Khand - IV, Gomti Nagar, Lucknow

Phone - 0522-4242164, 4076399

Email : pnk_netra@hotmail.com, Website: www.pnkeyecare.com

Hospital Registration No. : 2376/2004

Patient ID	87774	Visit Date	12-Sep-2017
Patient Name	Mrs. Nitu Pathak	Age/Sex	37 yrs / F
Patient Address	C-18 BUTTLER PALACE COLONY	Contact No	9415126616
Category Name	General	Old MRNo	

Presenting Complaints

Dimness Of Vision Since 2 day. Floaters Since 2 day.

Systemic Disease History

H/o Nil Since September, 2017.

Vision	Distance Vision		Near Vision		Method Name	IOP Time	Right Eye	Left Eye
	Right Eye	Left Eye	Right Eye	Left Eye				
With Glass	6/60	FC			NCT	10:40	16	11
With Pinhole	6/18P	ni						

Examination Detail

Finding Name	Right Eye	Left Eye
Fundus	Myopic Fundus	RD

Diagnosis

Myopia, bilateral in Both Eyes

Clinical Impression :

LE-RD


Advised Procedures

BUCKLE in Left Eye

Next Review : As and when required

Doctor's Signature

Dr. Mohit Khemchandani



Buckle
 (B) (C)
 (a)

~~BUCKLE IN LEFT EYE~~

(L) VU + EL + Gm/50
 25sqm
 LA/GA



Prakash Netra Kendr
 NH - 2, Vipul Khand - IV, Gomti Nagar, Lucknow
 Phone - 0522-4242164, 4076399
 Email : pnk_netra@hotmail.com, Website: www.pnkeyecare.com
 Hospital Registration No. : 2376/2004

Patient ID	87774	Visit Date	16-Nov-2017
Patient Name	Mrs. Neetu Pathak	Age/Sex	37 yrs / F
Patient Address	C-18 BUTLER COLONY LKO	Contact No.	9411907397
Category	General	Old MR No.	

Present Complaints

Follow Up Pt Since 1 month in left eye.

Systemic Disease History

H/o Nil Since September, 2017.

Vision	Distance Vision		Near Vision		Method Name	IOP Time	Right Eye	Left Eye
	Right Eye	Left Eye	Right Eye	Left Eye				
With Glass	6/9	6/12+			NCT	10:21	16	15

Next Review : As and when required

Doctor's Signature

Dr. Mohit Khemchandani

(kt) Darzox-T
ed 2kl

Relu a

Ho small,

Cap Novant OD
X 2umh



Prakash Netra Kendra

NH - 2, Vipul Khand - IV, Gomti Nagar, Lucknow

Phone - 0522-4242164, 4076399

Email : pnk_netra@hotmail.com, Website : www.pnkeyecare.com

Hospital Registration No. : 2376/2004

Patient ID	87774	Visit Date	17-Oct-2017
Patient Name	Mrs. Neetu Pathak	Age/Sex	37 yrs / F
Patient Address	C-18 BUTLER COLONY LKO	Contact No.	9411907397
Category	General	Old MR No.	

Present Complaints

Swelling Of Lids Since 2 day in left eye.

Systemic Disease History

H/o Nil Since September, 2017.

Vision	Distance Vision		Near Vision		Method Name	IOP Time	Right Eye	Left Eye
	Right Eye	Left Eye	Right Eye	Left Eye				
With Glass	6/9	6/24			NCT	11:06	16	13

Next Review : As and when required

Doctor's Signature

Dr. Mohit Khemchandani

Tab Flozen plus ∞ x 3/day
 - corticosteroid ∞ using
 X 2week

ful
 on

Amplunale ed 3/d x 15 dy
~~lopture ed 3/d.~~
 - Danox. T ed 3/d



Department of Ophthalmology

King George's Medical University U.P. Lucknow
Shamina Road, Lucknow - 226 003

Ref. No. /OPH

Date 12/9/17

NEETU PATHAN

-25D/RE

-22D/LE

High myopia

Staphylococci

Rheg RD / LE

membrane off

Adv: Urgent Surgery (PVC oil) / LE
at higher center

⊙ ASTA-1 212 X 648151


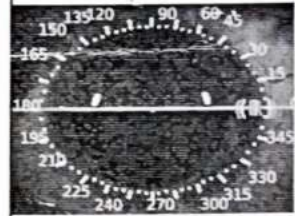

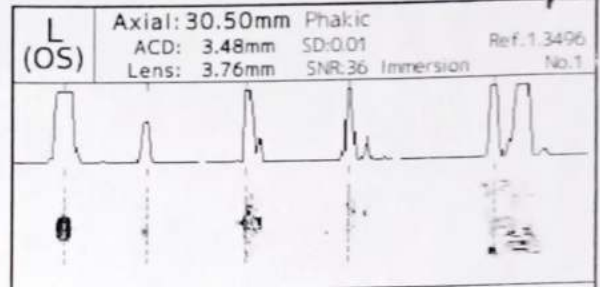
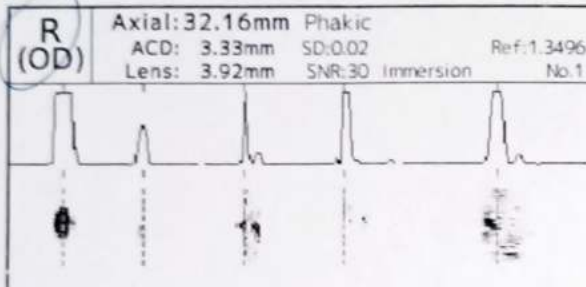
Sandip Saxena

Prof. S. Saxena
(MS, FRCSEd, FRCS, FRCOphth,
FAICO, FAMS)

CID/CN: PNK
 CAdd: GOMTI NAGAR LUCKNOW
 ID: 87774

Name: NITU PATHAK
 Sex/DB: Female / 12/Nov/1980
 Physician: PRAKASH NETRA KENDR

Date: 12/Sep/2017 12:32:20



K1[D/mm]: 44.06 / 7.66 @ 8° Φ 2.5mm /Avg.
 K2[D/mm]: 46.75 / 7.22 @ 98°
 CYL: -2.69 KAI: 12.10@304 A KRI: 4.00 A
 Target Ref: 0.00 D KI: 1.3375

K1[D/mm]: 44.82 / 7.53 @ 158° Φ 2.5mm /Avg.
 K2[D/mm]: 47.14 / 7.16 @ 68°
 CYL: -2.32 KAI: 21.30@306 A KRI: 8.00 C
 Target Ref: 0.00 D KI: 1.3375

Option WTW: 12.15mm

Option WTW: 12.13mm

SRK/T	SRK/T
ALCON SN60WF	ALCON SA60AT
A-Const: 118.90	A-Const: 118.80

SRK/T	SRK/T
ALCON SN60WF	ALCON SA60AT
A-Const: 118.90	A-Const: 118.80

IOL	REF(D)	IOL	REF(D)
-9.00	0.95	-9.00	0.98
-8.50	0.73	-8.50	0.76
-8.00	0.51	-8.00	0.53
-7.50	0.29	-7.50	0.31
-7.00	0.06	-7.00	0.08
-6.50	-0.17	-6.50	-0.15
-6.00	-0.40	-6.00	-0.39
-5.50	-0.64	-5.50	-0.62
-5.00	-0.88	-5.00	-0.86
Power	-6.87*	Power	-6.83*

IOL	REF(D)	IOL	REF(D)
-5.50	0.91	-5.50	0.92
-5.00	0.69	-5.00	0.70
-4.50	0.46	-4.50	0.48
-4.00	0.24	-4.00	0.25
-3.50	0.01	-3.50	0.02
-3.00	-0.22	-3.00	-0.21
-2.50	-0.45	-2.50	-0.44
-2.00	-0.69	-2.00	-0.68
-1.50	-0.92	-1.50	-0.92
Power	-3.48*	Power	-3.46*

SRK/T	SRK/T
RESTOR SN6ADI	ALCON IMAX ACIOL
A-Const: 119.00	A-Const: 115.30

SRK/T	SRK/T
RESTOR SN6ADI	ALCON IMAX ACIOL
A-Const: 119.00	A-Const: 115.30

IOL	REF(D)	IOL	REF(D)
-9.00	0.93	-7.50	1.04
-8.50	0.71	-7.00	0.77
-8.00	0.49	-6.50	0.49
-7.50	0.27	-6.00	0.21
-7.00	0.04	-5.50	-0.07
-6.50	-0.19	-5.00	-0.36
-6.00	-0.42	-4.50	-0.65
-5.50	-0.65	-4.00	-0.94
-5.00	-0.89	-3.50	-1.23
Power	6.91*	Power	5.62*

IOL	REF(D)	IOL	REF(D)
-5.50	0.89	-5.00	1.20
-5.00	0.67	-4.50	0.93
-4.50	0.45	-4.00	0.66
-4.00	0.23	-3.50	0.38
-3.50	0.00	-3.00	0.10
-3.00	-0.23	-2.50	-0.18
-2.50	-0.46	-2.00	-0.47
-2.00	-0.69	-1.50	-0.76
-1.50	-0.93	-1.00	-1.05
Power	3.50*	Power	2.82*

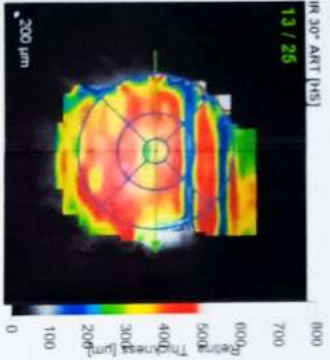
D70

Patient: pathak, neetu
Patient ID: 87774
Diagnosis: ---

DOB: Nov/12/1980
Exam.: Sep/4/2019
Comment: ---

Sex: F

OD

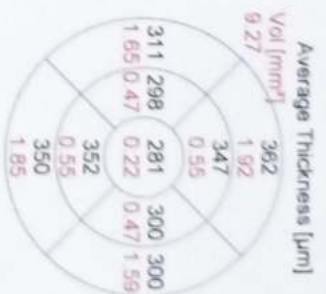
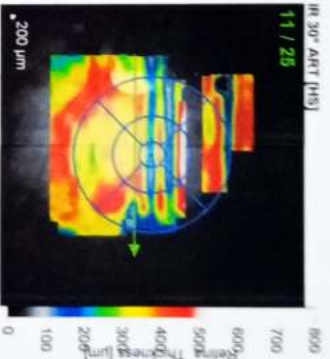


Center: 329 µm
Central Min: 250 µm
Central Max: 395 µm
Circle Diameters: 1, 3, 6 mm ETRDS

OCT 20° (7.7 mm) ART (B) Q, 23 (HS)



OS



Center: 179 µm
Central Min: 116 µm
Central Max: 414 µm
Circle Diameters: 1, 3, 6 mm ETRDS

OCT 20° (7.7 mm) ART (B) Q, 23 (HS)



Notes:

Date: 9/4/2019

Signature:

Prakash Netra Kendra, NH-2, Vipul Khand-IV, Gomti Nagar,
Lucknow-226010, Tel: 0522-4033000