

डॉ अरविन्द कुमार अग्रवाल

न्यूरोसर्जन

सुबह 11.00 से सायं 5.00 बजे तक

गुरुवार सुबह 11.00 से दोपहर 2.00 बजे तक

रविवार पूर्ण अवकाश



synergyplus

HOSPITAL

NH-2, Near Guru Ka Taal, Agra-282007

Dr. Arvind Kumar Agarwal

M.B.B.S., M.S., M.Ch. (Neuro Surgery)

Life Member :

Neurological Society of India

Neurotrauma Society of India

Indian Medical Association

Name..... Mrs. Prem Lata

Date..... 18/02/20

Age..... 66 yr Sex..... F Wt.....

Artes Vibens

P/H - HTN +ve / 4 Backache

Headache +ve / 6 Hgt +ve

40 - Current like neuralgia

Pain Lt V₂ region

- 2 yrs

Eryth on washing face

MR T W/ Spine - Multi

level degen changes +

mild diff PIVD

Artes
Rx

Tob Liofen XL, 20 9.00 - 0

Tob Vindrel, 300 9.00 - 0

Tob Neurobid Forte, 100 - 0

Continue H for Backache & HTN /
↓ thyroid

RA 10 days or 505

04/03/20

No signi change

Add Tob Liofen XL

RA 15 days or 505


BP - 128/75



Not Valid For Medico Legal Purpose

कृपया पर्चा न मोड़ें





SUNRISE DIAGNOSTIC CENTRE

4/48, Lajpat Kunj, Bagh Farzana, Agra Tel. : +91-562-4012963, 2520030 E-mail: tandon.dr@gmail.com

Dr. Anurag Tandon

M.B.B.S., D.M.R.D., D.N.B.
CONSULTANT SONOLOGIST & RADIOLOGIST
Registrar : RUBY HALL CLINIC, PUNE

Lab No	:022002010052	Reg Date	:01-02-2020
Patient Name	:Mrs.PREM LATA	Refer by	:. JEEVAN JYOTI HOSPITAL
Age/Sex	:66 YRS/FEMALE		

Dessicated all lumbar discs and maintained disc space height.
L4-5 Concentric disc mild bulge causing subtle thecal sac indentation and bilateral mild neural foraminal narrowing.
Moderate ligamentum flavum hypertrophy.

Intervertebral disc show normal signal intensity pattern on both T1 & T2 W images at rest of the visualized spinal levels .They show normal posterior concavity. Prethecal epidural fat is well maintained

Thecal sac shows normal appearance at rest of the levels. The conus medullaris & caudaequina appear normal. There is no focal area of cord expansion or cord edema identified. No intraspinal mass is seen

Neural foramina & exiting nerve roots appear normal at rest of the levels
Articular facet and facet joints are normal.
Pre and paraspinal soft tissues are normal.

IMPRESSION:--


- *Changes of cervical spondylosis with degenerative disc disease. Reduced C4-5 and C5-6 disc space height.*
- *C4-5 Concentric disc mild bulge causing thecal sac indentation and bilateral mild neural foraminal narrowing.*
- *C5-6 Concentric disc mild bulge causing thecal sac indentation and bilateral mild neural foraminal narrowing.*
- *Mild diffuse thickening of anterior longitudinal ligament.*

- *Dessicated all lumbar discs and maintained disc space height.*
- *L4-5 Concentric disc mild bulge causing subtle thecal sac indentation and bilateral mild neural foraminal narrowing.*
- *Moderate ligamentum flavum hypertrophy.*

Kindly correlate clinically.

DR. PRATISH KUMAR SINGH

(M.B.B.S., M.D.)
(Consultant Radiologist)



Dr. ANURAG TANDON
(Consultant Radiologist)

Detailed fetal anomalies may not always be seen due to technical inadequacy, due to fetal position, movement, amniotic fluid volume & abdominal wall thickness. Hence all anomalies may not be detected in single sonoimaging study, so there absence may not rule out fetal anomaly. Investigations have their limitations they only help in diagnosing disease in correlation to clinical symptoms.

Not valid for medico legal purposes



DR. M. B. JAIN'S DIGITAL
X-RAY CENTRE

2-3, Dr. SARKAR MARKET, DELHI GATE, AGRA-2



NAME MRS. PREM LATA

AGE & SEX 67 YRS.F.

REFERRED BY

DR. R. SABHARWAL

EXAMINE

PELVIS A.P & L. S. LAT. [D.R.]

NO. R-036

DATE 28/10/2020

+ NOT VALID FOR MEDICO-LEGAL PURPOSE +

REPORT

Pelvic bones are normal.

Both S.I. & hip joints are normal.

Bodies of the lumbar vertebrae are showing osteophytic activity.

Slight sclerosis and reduced I.V. disc space between L-5 & S-1 is seen.

Rest other I.V. disc spaces are normal.

D.L. & L.S. junctions are normal.

IMPRESSION

Lumbar Spondylosis with ? P.I.V.D. L-5 & S-1 junction.

(RADIOLOGIST)

DR. RAHUL JAIN

M.B.B.S., (HONS.), M.D. (R.D.)
Fellow ONCO-RADIOLOGY

(RADIOLOGIST)

DR. M. B. JAIN

M.B.B.S., D.M.R.E., M.D., (Radiology)

Note :

It is only a professional opinion not the diagnosis, it should be clinically co-related.

Time : 9.00 A.M. to 9.00 P.M.

Sunday : 9.00 A.M. to 5.00 P.M.

LATEST X-RAY DR SYSTEM

- * CT SCAN (Ultra Low Dose 40 Slise/Sec.)
- * ULTRASOUND & COLOUR DOPPLER
- * DIGITAL MAMMOGRAPHY
- * DIGITAL OPG/CEPHALOMETRY/T.M. Joints.
- * BMD (DEXA)
- * SCANNOGRAM
- * LIVERFIBROSCAN
- * ELASTOGRAPHY
- * PATHOLOGY



**DR. M. B. JAIN'S
IMAGING & PATHOLOGY**

2/81-A/1, Near Khandari Crossing (Hanuman Mandir),
KHANDARI ROAD, AGRA-282002
24 Hours Helpline No.: 9068055666
Ph.: 9068053555, 0562-4055666, 4044333

Dr. Ravi Sabharwal

M.B.B.S., M.S. (ORTHO)
 CONSULTANT ORTHOPAEDIC SURGEON
 CLINIC : 19, Lajpat Kunj, Opp. Bharatpur
 House, Agra
 U.P./AGR/2018/AL/2737
 Regd. No. 20572 (U.P.M.C.)

डा. रवि सभरवाल

एम.बी.बी.एस., एम.एस. (अर्थो.)
 क्लीनिक : 19, लाजपत कुंज, भरतपुर हाउस
 गेट नं. 2 के सामने (आर.बी.एस. कालेज चौराहे
 से खन्दारी हनुमान मंदिर वाली सड़क पर)

28-10

खंडक
 28-10-20 20

5-11. (चुम्बक) अरु

Handwritten notes and diagrams. The text includes instructions like 'प्लास्टर का हाथ/पैर खूब ऊँचा रखें' and 'यदि चोट के सम्बन्ध में कोई भी कानूनी कार्यवाही करनी हो तो इलाज शुरू होने से पहले चोट का मुआयना सरकारी अस्पताल से करालें'. There are also several circular diagrams and a vertical line with circles, possibly representing a hand or foot structure.

प्लास्टर का हाथ/पैर खूब ऊँचा रखें, नीचा न करें, अंगूठा व उँगलियों खूब चलायें, उँगलियों में सूजन आये, बहुत तेज दर्द हो या कोई भी परेशानी हो तो तुरन्त आर्यें। बार बार पूरी ताकत से पूरी मुट्ठी बँद करें व पूरी खोलें।

यदि चोट के सम्बन्ध में कोई भी कानूनी कार्यवाही करनी हो तो इलाज शुरू होने से पहले चोट का मुआयना सरकारी अस्पताल से करालें। यहाँ केवल इलाज होता है। चोट को दर्ज नहीं किया जाता है अतः किसी भी कानूनी कार्यवाही के लिये विवरण उपलब्ध नहीं है। मरीज का डॉक्टर सम्बन्ध केवल इलाज तक सीमित है।

बृहस्पतिवार पूर्ण अवकाश

परामर्श समय : प्रातः 12.00 बजे से 5.00 बजे तक
मरीज आने से पहले फोन पर नम्बर अवश्य लगायें।

A50 : MR. DUBESH CHAUDHARY - BODLA
 FPSC
 Shop No 12 Mahalaxmi Plaza Sec 4B , Awas
 Vikas Colony , Sikandara Agra .9997494877

Name	: Mrs. PREM LATA	Collected	: 15/5/2021 2:29:00PM
Lab No.	: 294323616	Age: 66 Years	Gender: Female
A/c Status	: P	Ref By : Dr. VINEET JAIN	Report Status : Final
		Received	: 15/5/2021 2:49:56PM
		Reported	: 15/5/2021 5:48:00PM

Test Name	Results	Units	Bio. Ref. Interval
COMPLETE BLOOD COUNT;CBC (Impedence, Photometry, Calculated, DHSS, Flow Cytometry & Cytochemistry)			
Hemoglobin	11.40	g/dL	12.00 - 15.00
Packed Cell Volume (PCV)	34.40	%	36.00 - 46.00
RBC Count	3.95	mill/mm ³	3.80 - 4.80
MCV	87.00	fL	83.00 - 101.00
MCH	28.80	pg	27.00 - 32.00
MCHC	33.10	g/dL	31.50 - 34.50
Red Cell Distribution Width (RDW)	14.80	%	11.60 - 14.00
Total Leukocyte Count (TLC)	9.00	thou/mm ³	4.00 - 10.00
Differential Leucocyte Count (DLC)			
Segmented Neutrophils	67.90	%	40.00 - 80.00
Lymphocytes	24.90	%	20.00 - 40.00
Monocytes	3.40	%	2.00 - 10.00
Eosinophils	3.80	%	1.00 - 6.00
Basophils	0.00	%	<2.00
Absolute Leucocyte Count			
Neutrophils	6.11	thou/mm ³	2.00 - 7.00
Lymphocytes	2.24	thou/mm ³	1.00 - 3.00
Monocytes	0.31	thou/mm ³	0.20 - 1.00
Eosinophils	0.34	thou/mm ³	0.02 - 0.50
Basophils	0.00	thou/mm ³	0.02 - 0.10
Platelet Count	140.0	thou/mm ³	150.00 - 410.00



A50 - PSC-AGRA
 8, CHURCH ROAD, CIVIL LINES, AGRA, 282001
 Ph :- 9953636590

Name : Mrs. PREM LATA
 Lab No. : 293052962 Age: 66 Years Gender: Female
 A/c Status : P Ref By : Dr. VIKASH JAIN
 Collected : 19/3/2021 3:22:00PM
 Received : 19/3/2021 3:23:30PM
 Reported : 19/3/2021 6:26:58PM
 Report Status : Final

Test Name	Results	Units	Bio. Ref. Interval
KIDNEY PANEL; KFT, SERUM (Spectrophotometry, Indirect ISE)			
Urea	37.40	mg/dL	17.00 - 43.00
Creatinine	0.61	mg/dL	0.51 - 0.95
Uric Acid	6.20	mg/dL	2.60 - 6.00
Calcium, Total	9.60	mg/dL	8.80 - 10.20
Phosphorus	3.60	mg/dL	2.80 - 4.00
Alkaline Phosphatase (ALP)	122	U/L	30 - 120
Total Protein	7.60	g/dL	6.40 - 8.10
Albumin	4.39	g/dL	3.20 - 4.60
A : G Ratio	1.37		0.90 - 2.00
Sodium	137.70	mEq/L	136.00 - 146.00
Potassium	4.20	mEq/L	3.50 - 5.10
Chloride	102.90	mEq/L	101.00 - 109.00



BANSAL GASTRO-LIVER SUPERSPECIALITY CENTRE

Quality Gastro-liver care at affordable cost

डॉ० दीपक बंसल



DR. DEEPAK BANSAL

M.B.B.S., M.D. (Medicine : Agra)

D.M. (Gastroenterology: SGPGL, Lucknow)

Ex. consultant and HOD, Deptt. of gastroenterology,
Jindal Hospital, Hisar, Haryana

Consultant gastroenterologist, hepatologist

Diagnostic and therapeutic endoscopist

Reg. No. : MCI: 17-25295

एम.बी.बी.एस., एम.डी. (मेडीसिन : आगरा)

डी.एम. (गैस्ट्रोएंटरोलॉजी: संजय गांधी.पी.जी.आई.- लखनऊ)

भूतपूर्व कंसल्टंट और विभागाध्यक्ष

गैस्ट्रोएंटरोलॉजी विभाग, जिन्दल हॉस्पिटल, हिसार (हरियाणा)

पेट, लिवर, आँत, पीलिया तथा पैंक्रियाज रोग के सुपर स्पेशलिस्ट

021101707

Premdata

67/F

WT-56

31/10/21

Kit Paused HP 1 AM

000	1498
000	2114

1 cepy veloz - D 1 AM

1 Account 300mg 0 AM

1 Enzy ant juo 1 AM

2p Secretor 0 1 AM

0 Kitman

P ~~Secretor~~

1 Libras 1 AM

31/10/21

पर्चा तीन दिन तक मान्य होगा।

पता : सरकार मल्टी स्पेशलिटी हॉस्पिटल, देहली गेट, हरिपर्वत, आगरा
समय : सुबह 10:00 से सांय 8 बजे तक (गुरुवार एवं रविवार सांय अवकाश)
मोबाइल एण्डोस्कोपी, फाइब्रोस्कोपेन सुविधा उपलब्ध है।
मोबाइल नं.: 8295122799, 9119722980, 8126259927, 8445793629

विम्स - राम रघु हॉस्पिटल
एम.जी. रोड. सूरसदन, आगरा

Address : Sarkar multi speciality hospital
Delhi Gate, Hari Parwat, Agra
Timing : 10:00 am to 8 pm
Thursday and Sunday Evening: Close
Mobile endoscopy / fibroscan facilities available

PathLabs

Regd. Office/National Reference Lab: Dr. Lal PathLabs Ltd., Block E, Sector-18, Rohini, New Delhi - 110085
Tel: +91-11-22586000; 888-5050 Fax: +91-11-2288-2134 Email: info@lalpathlabs.com
Web: www.lalpathlabs.com CIN No.: 748990DL1995PLC065388
Web: www.lalpathlabs.com CIN No.: 748990DL1995PLC065388

AGRA
RCH ROAD, CIVIL LINES, AGRA.282001
-9953636590

Name : Mrs. PREM LATA
Lab No. : 293052962 Age: 66 Years Gender: Female
A/c Status : P Ref By : Dr. VIKASH JAIN
Collected : 19/3/2021 3:22:00PM
Received : 19/3/2021 3:23:30PM
Reported : 19/3/2021 6:26:58PM
Report Status : Final

Test Name	Results	Units	Bio. Ref. Interval
-----------	---------	-------	--------------------

Dr. Ash Kapoor

Dr. Ash Kapoor
DCP, Pathology
Chief of Laboratory
Dr. Lal PathLabs Ltd

-----End of report-----

IMPORTANT INSTRUCTIONS

*Test results released pertain to the specimen submitted.*All test results are dependent on the quality of the sample received by the Laboratory.
*Laboratory investigations are only a tool to facilitate in arriving at a diagnosis and should be clinically correlated by the Referring Physician.*Sample repeats are accepted on request of Referring Physician within 7 days post reporting.*Report delivery may be delayed due to unforeseen circumstances. Inconvenience is regretted.*Certain tests may require further testing at additional cost for derivation of exact value. Kindly submit request within 72 hours post reporting.*Test results may show interlaboratory variations.*The Courts/Forum at Delhi shall have exclusive jurisdiction in all disputes/claims concerning the test(s) & or results of test(s).*Test results are not valid for medico legal purposes. *Contact customer care: Tel No. +91-11-39885050 for all queries related to test results.
(#) Sample drawn from outside source.



A50 - PSC-AGRA HOME VISIT
 B Civil Lines, Church Road, Agra 9953636590

Name : Mrs. PREMLATA
 Lab No. : 290578310 Age: 66 Years Gender: Female
 A/c Status : P Ref By : VIKAS JAIN
 Collected : 19/3/2021 12:49:00PM
 Received : 19/3/2021 12:53:24PM
 Reported : 19/3/2021 6:19:47PM
 Report Status : Final

Test Name	Results	Units	Bio. Ref. Interval
THYROID PROFILE, TOTAL, SERUM (ECLIA)			
T3 Total	1.40	ng/mL	0.80 - 2.00
T4 Total	8.91	µg/dL	5.10 - 14.10
TSH	1.42	µIU/mL	0.27 - 4.20

Note

1. TSH levels are subject to circadian variation, reaching peak levels between 2 - 4 a.m. and at a minimum between 6-10 pm. The variation is of the order of 50%. Hence time of the day has influence on the measured serum TSH concentrations.
2. Alteration in concentration of Thyroid hormone binding protein can profoundly affect Total T3 and/or Total T4 levels especially in pregnancy and in patients on steroid therapy.
3. Unbound fraction (Free, T4 /Free, T3) of thyroid hormone is biologically active form and correlate more closely with clinical status of the patient than total T4/T3 concentration
4. Values <0.03 uIU/mL need to be clinically correlated due to presence of a rare TSH variant in some individuals

Aditi Kapoor
 Dr. Aditi Kapoor
 DCP, Pathology
 Chief of Laboratory
 Dr. Lal PathLabs Ltd

-----End of report-----



डा. विकास जैन
Dr. Vikas Jain

M.D. (Med.), FIDM (Diabetology), FIACM, MNCCP, MICA
Fellow in Diabetes Management (CMC, Vellore)
Consultant Physician, Diabetologist and Cardiologist
Reg. No. : UPMC-22249, C.M.O. AGRA No. : AL-809

- Royal College (UK) Cert in Diabetes
- American Diabetes Asso Cert in Diabetes
- RSSDI PG Cert in Diabetes
- Member of National Diabetic Association
- Academic Member RSSDI
- Charter Member Academy of Medical Speciality
- Life Member, Indian Society of Critical Care Medicine
- Member of National College of Chest Physician
- Member of Indian College of Allergy of Immunology

5

BH 130/90

Prem Late.

Date..19/03/21

SPO2 98
PR 63
Temp 99.2F

22/3/21

126/74

SPO2-99.1

PR-60/min

Thyroid work ✓

KMS 105

KFT

↓
uric acid 6.2

Cap Pantop 8SR
OT

Amloperin H7 OT

Moutle OT

Caldigat OT

Brogem-A7 OT OT

Tab Metospan OT

Tab Febucid 40

सुबह		दोपहर		रात	
नाश्ता		दोपहर का खाना		रात का खाना	
पहले	बाद में	पहले	बाद में	पहले	बाद में
0					
	0				
					0
			0		
					0
			0		
					0

0562 4057150
8394883836

Ph. : (0562) 2213768

ज्योति विकास नर्सिंग एवं मेटरनिटी होम

C.M.O. Reg. No. : UP/AGRA/AL-845)

18, न्यू गोविन्द नगर, साकेत कॉलोनी, शाहगंज, आगरा-282010
(गुरुवार पूर्ण एवं रविवार सायं अवकाश)

11.00 a.m. to 2.00 p.m. 6.00 p.m. to 9.00 p.m.

डा. विकास जैन
Dr. Vikas Jain

M.D. (Med.), FIDM (Diabetology), FIACM, MNCCP, MICA
Fellow in Diabetes Management (CMC, Vellore)
Consultant Physician, Diabetologist and Cardiologist
Reg. No. : UPMC-22249, C.M.O. AGRA No. : AL-809

- Royal College (UK) Cert in Diabetes
- American Diabetes Asso Cert in Diabetes
- RSSDI PG Cert in Diabetes
- Member of National Diabetic Association
- Academic Member RSSDI
- Charter Member Academy of Medical Speciality
- Life Member, Indian Society of Critical Care Medicine
- Member of National College of Chest Physician
- Member of Indian College of Allergy of Immunology

PK 130/90 Prem Jais Date..2/3/21.....

SB 02 97
PR 72
Temp 96.9 if

	सुबह		दोपहर		रात	
	नाश्ता		दोपहर का खाना		रात का खाना	
	पहले	बाद में	पहले	बाद में	पहले	बाद में
Cap Pantop 8SR OD	0					
Amlopsors AT OD		0				
Movtel OD						0
Calendate OD				0		
Caldiquat OD						
Nurokind 6 OD						0
Proogem XR OD					0	

[Signature]

0562 4057150
8394883836

Ph. : (0562) 2213768

ज्योति विकास नर्सिंग एवं मेटरनिटी होम

18, न्यू गोविन्द नगर, साकेत कॉलोनी, शाहगंज, आगरा-282010
(गुरुवार पूर्ण एवं रविवार सायं अवकाश)
C.M.O. Reg. No. : UP/AGRA/AL-845)
11.00 a.m. to 2.00 p.m. 6.00 p.m. to 9.00 p.m.

ज्योति विकास नर्सिंग एवं मेटरनिटी होम

C.M.O. Reg. No. : UP/AGRA/AL-845

18, न्यू गोविन्द नगर, साकेत कॉलोनी, शाहगंज, आगरा-282010

डा. विकास जैन

Dr. Vikas Jain

M.B.B.S., M.D. (Med.), FIDM (Diabetology), FIACM
Fellow in Diabetes Management (CMC, Vellore)
Consultant Physician, Diabetologist and Cardiologist
Reg. No. : UPMC-22249

डा. विभांशु जैन

Dr. Vibhanshu Jain

M.B.B.S., M.S. (Ortho) F.I.A.
Fellow in Arthroplasty
JOINT-REPLACEMENT & TRAUMA SURGEON
Reg. No. : MCI-29577

BP 136/90		Brem late		Date 21/11/21					
SpO2 97 PR 64 Temp 96.3 F				सुबह		दोपहर		रात	
				नाश्ता		दोपहर का खाना		रात का खाना	
				पहले	बाद में	पहले	बाद में	पहले	बाद में
25-1-21		Geerab-D 01		0					
BP 124/86		Thyrox 75 01		0					
SpO2 98		Amlopsas AT 01			0				
PR 67		Gastrofine Plus 120			0			0	
PPAS 141		San D3 60 k ODX 5 day							
		Tab Etorhine 90							0
		Proprym ER tab 01 2x							

DR VIKAS JAIN
M.D. (Med)
Reg. No. 22249

0562 4057150
8394883836

Ph. : (0562) 2213768

ज्योति विकास नर्सिंग होम

(C.M.O. Reg. No. AL845)

11.00 a.m. to 2.00 p.m. 6.00 p.m. to 9.00 p.m.

(गुरुवार पूर्ण एवं रविवार सायं अवकाश)

क्लीनिक :

हनुमान मंदिर चौराहा, मोती कटरा, आगरा

10.00 a.m. to 11.00 a.m. (केवल मंगलवार एवं शनिवार को)

(Only by Appointment)

Mob. : 9927252727

0562-4040445
9012252233
9012252244

Dr. Ravi Sabharwal

M.B.B.S., M.S. (ORTHO)
CONSULTANT ORTHOPAEDIC SURGEON
CLINIC : 19, Lajpat Kunj, Opp. Bharatpur
House, Agra
U.P./AGR/2018/AL/2737
Regd. No. 20572 (U.P.M.C.)

डा. रवि सभरवाल

एम.बी.बी.एस., एम.एस. (अर्थो.)
क्लीनिक : 19, लाजपत कुंज, भरतपुर हाउस
गेट नं. 2 के सामने (आर.बी.एस. कालेज चौराहे
से खन्दारी हनुमान मंदिर वाली सड़क पर)

Handwritten notes: Small fracture of Hypoth

Distal humerus

① Bony + skin callosity
in the elbow
hydroxyapatite
lipid profile

② Fracture of humerus
distal humerus
open fracture
with comminution
of bone


③ Consult Neurosurgeon for
C5-C6 neuropathic symptoms

प्लास्टर का हाथ/पैर खूब ऊँचा रखें, नीचा न करें, अंगूठा व उँगलियाँ खूब चलायें, उँगलियों में सूजन आये, बहुत तेज दर्द हो या कोई भी परेशानी हो तो तुरन्त आयें। बार बार पूरी ताकत से पूरी मुठ्ठी बँद करें व पूरी खोलें।

यदि चोट के सम्बन्ध में कोई भी कानूनी कार्यवाही करनी हो तो इलाज शुरू होने से पहले चोट का मुआयना सरकारी अस्पताल से करालें। यहाँ केवल इलाज होता है। चोट को दर्ज नहीं किया जाता है अतः किसी भी कानूनी कार्यवाही के लिये विवरण उपलब्ध नहीं है। मरीज का डॉक्टर सम्बन्ध केवल इलाज तक सीमित है।

बृहस्पतिवार पूर्ण अवकाश

परामर्श समय : प्रातः 12.00 बजे से 5.00 बजे तक
मरीज आने से पहले फोन पर नम्बर अवश्य लगायें।



SUNRISE DIAGNOSTIC CENTRE

4/48, Lajpat Kunj, Bagh Farzana, Agra Tel. : +91-562-4012963, 2520030 E-mail: tandon.dr@gmail.com

Dr. Anurag Tandon

M.B.B.S., D.M.R.D., D.N.B.
CONSULTANT SONOLOGIST & RADIOLOGIST
Registrar : RUBY HALL CLINIC, PUNE

Lab No	:022002010052	Reg Date	:01-02-2020
Patient Name	:Mrs.PREM LATA	Refer by	:. JEEVAN JYOTI HOSPITAL
Age/Sex	:66 YRS/FEMALE		

MRI STUDY OF WHOLE SPINE

Whole Spine was examined in the sagittal, coronal and axial planes. Both T1 and T2 weighted images were obtained. Additionally Fat Sat saggital T2 images were also obtained.

CERVICO-DORSAL SPINE

Cervical spine shows loss of lordosis but normal contour & alignment of vertebral bodies. Marginal few osteophytes from C4 downwards. No abnormal hypo/hyperintense lesion is seen from the neural arches.

Dessicated all cervical discs. Reduced C4-5 and C5-6 disc space height.

C4-5 Concentric disc mild bulge (disc osteophyte complex) causing thecal sac indentation and bilateral mild neural foraminal narrowing.

C5-6 Concentric disc mild bulge (disc osteophytes complex) causing thecal sac indentation and bilateral mild neural foraminal narrowing.

Mild diffuse thickening of anterior longitudinal ligament.

Dessicated all dorsal discs and mild reduced disc space height.

Intervertebral disc show normal posterior concavity at rest of the cervical spinal levels. Prethecal epidural fat is well maintained.

Thecal sac shows normal appearance at rest of the levels. Cervicomedullary junction, cervical cord and dorsal cord appears normal. There is no focal area of cord expansion or cord edema identified. No intraspinal mass is seen. Atlantoaxial joint appears normal.

Neural foramina & exiting nerve roots appear normal at rest of the levels

Articular facet and facet joints are normal. No Ligamentum flavum hypertrophy.

Pre and paraspinal soft tissues are normal.

LUMBO-SACRAL SPINE

The spine shows loss of lumbar lordosis but normal contour & alignment of vertebral bodies. No abnormal hypo/hyperintense lesion is seen from within the vertebral bodies & their neural arches.

DR. PRATISH KUMAR SINGH

(M.B.B.S., M.D.)
(Consultant Radiologist)



Dr. ANURAG TANDON
(Consultant Radiologist)

Detailed fetal anomalies may not always be seen due to technical inadequacy, due to fetal position, movement, amniotic fluid volume & abdominal wall thickness. Hence all anomalies may not be detected in single sonoimaging study, so there absence may not rule out fetal anomaly. Investigations have their limitations they only help in diagnosing disease in correlation to clinical symptoms.

Not valid for medico legal purposes



Booking Time: 14:49:48
Sample Drawn: 22/10/2021 14:55:05
Sample Received: 22/10/2021 16:28:17
Reported On: 22/10/2021 18:24:07



TEST REPORT

Date: 22/10/2021 Patient ID: 542114851 Refd by Lab: SIKANDRA AREA
Name: Mrs. PREM LATA Age: 67 Yrs
Refd by: DR DEEPAK BANSAL, MD, DM (Gastro.), (Consultant Gastroenterologist)
Pt. E-mail ID : ravendraforyou@gmail.com

Mob: 7983531975
Gender: Female
Slide No:

Test	Value	Biological Ref Interval	Unit
------	-------	-------------------------	------

HAEMATOLOGY - TEST REPORT

C.B.C.

Haemoglobin (Hb) 11.4 L 12.0 - 15.0 gm/dl

Method: Photometric, Sample Type: EDTA Whole Blood

Total Leucocyte Count (TLC) 7000 4000 - 10000 /cumm

Method: Electrical Impedance, Sample: EDTA Whole Blood

DIFFERENTIAL LEUCOCYTE COUNT (DLC)

Neutrophils 59.5 40.0 - 80.0 %

Method : Flowcytometry/Microscopy

Lymphocytes 29.4 20.0 - 40.0 %

Method : Flowcytometry/Microscopy

Eosinophils 02.2 01.0 - 06.0 %

Method : Flowcytometry/Microscopy

Monocytes 08.2 02.0 - 10.0 %

Method : Flowcytometry/Microscopy

Basophils 00.7 00.0 - 02.0 %

Method : Flowcytometry/Microscopy

Absolute Neutrophil Count 4165 2000 - 7000 /µL

Method : Flowcytometry/Microscopy

Absolute Lymphocyte Count 2058 1000 - 3000 /µL

Method : Flowcytometry/Microscopy

Absolute Eosinophil Count 154 20 - 500 /µL

Method : Flowcytometry/Microscopy

Absolute Monocyte Count 574 200 - 1000 /µL

Method : Flowcytometry/Microscopy

Absolute Basophil Count 49 20 - 100 /µL

Method : Flowcytometry/Microscopy

Printed by: PRIYANKAJADON

Test Requested: C.B.C., COLLECTION CHARGE, HbA1C, LIVER FUNCTION TEST
Page No: 1 of 5



Nidhi

DR. NIDHI GOYAL
MBBS, MD (PATHOLOGY)
R.NO. 44965

Print Copy

All tests have technical limitations. Corroborative clinicopathological interpretation is mandatory. In case of disparity test may be repeated immediately.

Corporate Head Office-
Durga Commercial Complex, Opposite Petrol Pump,
Hari Parvat, Agra-282002 | 7534015002
E-mail: scientific_path@yahoo.co.in
Website: www.scientificpathology.com
Follow us on: 24/7

National Customer Care:
0562-42-555-55

National PRI No.
0562-42-555-00



Subscribe to our YouTube Channel
@ScientificPathology





TEST REPORT

Booking Time: 14:49:48
Sample Drawn: 22/10/2021 14:55:05
Sample Received: 22/10/2021 16:28:17
Reported On: 22/10/2021 18:24:07

Date: 22/10/2021 **Patient ID:** 542114851 **Refd by Lab:** SIKANDRA AREA **Mob:** 7983531975
Name: Mrs. PREM LATA **Age:** 67 Yrs **Gender:** Female
Refd by: DR DEEPAK BANSAL, MD, DM (Gastro.), (Consultant Gastroenterologist) **Slide No:**
Pt. E-mail ID : ravendraforyou@gmail.com

Test	Value	Biological Ref Interval	Unit
------	-------	-------------------------	------

BIOCHEMISTRY - TEST REPORT

LIVER FUNCTION TEST (I)

TOTAL BILIRUBIN	0.41	0.00 - 1.10	mg/dl
------------------------	------	-------------	-------

Method: Dia-azo, Sample: Serum

New Born (Premature)

Age	Normal Range
24 Hours	: 1.0 - 6.0
48 Hours	: 6.0 - 8.0
3 - 5 Days	: 10.0 - 15.0

New Born (Full Term)

Age	Normal Range
24 Hours	: 2.0 - 6.0
48 Hours	: 6.0 - 7.0
3 - 5 Days	: 4.0 - 12.0

* Reference range according to THOMAS Total Bilirubin : Upto 1.1 mg/dl

CONJUGATED (D. Bilirubin)	0.23	0.00 - 0.40	mg/dl
----------------------------------	------	-------------	-------

Method: Dia-azo, Sample: Serum

UNCONJUGATED (I.D. Bilirubin)	0.18 L	0.20 - 0.70	mg/dl
--------------------------------------	---------------	-------------	-------

Method: Calculated, Sample: Serum

S.G.O.T (AST)	18.8	0.0 - 32.0	U/L
----------------------	------	------------	-----

Method: UV without P5P, Sample: Serum

S G.P.T (ALT)	16.4	0.0 - 33.0	U/L
----------------------	------	------------	-----

Method: UV without P5P, Sample: Serum

TOTAL PROTEINS	7.63	6.40 - 8.30	gm/dl
-----------------------	------	-------------	-------

Method: Biuret Endpoint, Sample: Serum

ALBUMIN	4.46	3.50 - 5.20	gm/dl
----------------	------	-------------	-------

Method: Bromo Cresol Green, Sample: Serum

Printed by: PRIYANKAJADON

Test Requested: C.B.C., COLLECTION CHARGE, HbA1C, LIVER FUNCTION TEST
Page No: 4 of 5



DR. NIDHI GOYAL
MBBS, MD (PATHOLOGY)
R.NO. 44965

Print Copy

All tests have technical limitations. Corroborative clinicopathological interpretation is mandatory. In case of disparity test may be repeated immediately.

Corporate Head Office-

Durga Commercial Complex, Opposite Petrol Pump,

Hari Parvat, Agra-282002 | 7534015002

E-mail: scientific_path@yahoo.co.in

Website: www.scientificpathology.com

Follow us on: 24/7

National Customer Care:
0562-42-555-55

National PRI No.
0562-42-555-00

Stay Updated
with health related tips!

Subscribe to our YouTube Channel
@ScientificPathology



Dr. Ravi Sabharwal

M.B.B.S., M.S. (ORTHO)
CONSULTANT ORTHOPAEDIC SURGEON
CLINIC : 70-A, M. G. Road, AGRA-282010
(Opp. Subhash Park)
Regd. No. 20572 (U.P.)

डा. रवि सभरवाल

एम.बी.बी.एस., एम.एस.(आर्थो.)
क्लीनिक : 70-ए, महात्मा गाँधी मार्ग, आगरा
(सुभाष पार्क के सामने)

Dr. Sabharwal

Handwritten notes in Hindi

- 1. (A) ...
- 2. ...

W. W. (B) Cap Altracday
(C) ... 24 ...
(D) ...
10.10.18

प्लास्टर का हाथ/पैर खूब ऊँचा रखें, नीचा न करें, अंगूठा व उँगलियों खूब चलायें, उँगलियों में सूजन आये, बहुत तेज दर्द हो या कोई भी परेशानी हो तो तुरन्त आयें। बार बार पूरी ताकत से पूरी मुट्ठी बँद करें व पूरी खोलें।

यदि चोट के सम्बन्ध में कोई भी कानूनी कार्यवाही करनी हो तो इलाज शुरू होने से पहले चोट का मुआयना सरकारी अस्पताल से करालें। यहाँ केवल इलाज होता है। चोट को दर्ज नहीं किया जाता है अतः किसी भी कानूनी कार्यवाही के लिये विवरण उपलब्ध नहीं है। मरीज का डॉक्टर सम्बन्ध केवल इलाज तक सीमित है।

बृहस्पतिवार पूर्ण अवकाश

परामर्श समय : प्रातः 12.00 बजे से 4.00 बजे तक
मरीज आने से पहले फोन पर नम्बर अवश्य लगायें।

BANSAL GASTRO-LIVER SUPERSPECIALITY CENTRE

Quality Gastro-liver care at affordable cost

डॉ० दीपक बंसल

एम.बी.बी.एस., एम.डी. (मेडीसिन : आगरा)
 डी.एम. (गैस्ट्रोएंटरोलॉजी: संजय गांधी.पी.जी.आई.- लखनऊ)
 भूतपूर्व कंसल्टेंट और विभागाध्यक्ष
 गैस्ट्रोएंटरोलॉजी विभाग, जिन्दल हॉस्पिटल, हिसार (हरियाणा)



DR. DEEPAK BANSAL

M.B.B.S., M.D. (Medicine : Agra)
 D.M. (Gastroenterology: SGPGI, Lucknow)
 Ex. consultant and HOD, Deptt. of gastroenterology,
 Jindal Hospital, Hisar, Haryana
 Consultant gastroenterologist, hepatologist
 Diagnostic and therapeutic endoscopist

Reg. No. : MCI: 17-25295

पेट, लिवर, आँत, पीलिया तथा पैंक्रियाज रोग के सुपर स्पेशलिस्ट M

W21101707 Prem-2a 29 67/F W2-56 17/10/21

187100

25-2-17

les burn, Alcohol ↑↑↑. GBRD

UGIE GEFM

2-1-21 USC-M

Exp Veloz - 0 1 AM

15521

UC 11.4-9-140

7 Anacant 300ug M

UFT-M

Satere farphonas 32m

UFT-M

7 Enayant fute 1 AM

CU 105

2yp Resemas ups 10cc TM

TSH 1.42

11-11-11

asky:

UC 11-4-70-146

UFT-M

7 TM 6-20

HBALE 6-30

2upan

1A-10-21

पर्चा तीन दिन तक मान्य होगा।

पता : सस्कार-मल्टी स्पेशलिटी हॉस्पिटल, देहली गेट, हरिपर्वत, आगरा
 समय : सुबह 10:00 से सांय 8 बजे तक (गुरुवार एवं रविवार सांय अवकाश)
 मोबाइल एण्डोस्कोपी, फाइब्रोस्कोपेन सुविधा उपलब्ध है।
 मोबाइल नं.: 8295122799, 9119722980, 8126259927, 8445793629

विम्स - राम रघु हॉस्पिटल
 एम. जी. रोड. सूरसदन, आगरा

Address : Sarkar multi speciality hospital,
 Delhi Gate, Hari Parwat, Agra
 Timing : 10:00 am to 8 pm
 Thursday and Sunday Evening: Closed
 Mobile endoscopy / fibroscan facilities available

ज्योति विकास नर्सिंग एवं मेटरनिटी होम

C.M.O. Reg. No. : UP/AGRA/AL-845

18, न्यू गोविन्द नगर, साकेत कॉलोनी, शाहगंज, आगरा-282010

डा. विकास जैन
Dr. Vikas Jain

M.B.B.S., M.D. (Med.), FIDM (Diabetology), FIACM
Fellow in Diabetes Management (CMC, Vellore)
Consultant Physician, Diabetologist and Cardiologist
Reg. No. : UPMC-22249

डा. विभांशु जैन
Dr. Vibhanshu Jain

M.B.B.S., M.S. (Ortho) F.I.A.
Fellow in Arthroplasty
JOINT-REPLACEMENT & TRAUMA SURGEON
Reg. No. : MCI-29577

B.P. 130/70

प्रमलता

Date 5/3/19

	सुबह		दोपहर		रात	
	नाश्ता		दोपहर का खाना		रात का खाना	
	पहले	बाद में	पहले	बाद में	पहले	बाद में
Cap. Motopride	0					
tab. ⁵⁰ Reparil						
* tab. ⁶⁰⁰ Esmecta ⁵⁰ Trice	0		0		0	
tab. ²⁰⁰ Sifedim ²⁰⁰		0			0	
Susp. ¹⁰⁰ Kofeoyl ¹⁰⁰		1/2		1/2		1/2
Cap. ⁵⁰ Anterlin ⁵⁰			0			

9/3

B.P. 134/80

* 4 days

Ph. : (0562) 2213768

ज्योति विकास नर्सिंग होम

(C.M.O. Reg. No. AL845)

11.00 a.m. to 2.00 p.m. 6.00 p.m. to 9.00 p.m.

(गुरुवार पूर्ण एवं रविवार सायं अवकाश)

क्लीनिक :

हनुमान मंदिर चौराहा, मोती कट्टा, आगरा

10.00 a.m. to 11.00 a.m. (केवल मंगलवार एवं शनिवार को)

(Only by Appointment)

Mob. : 9927252727

A50 - PSC-AGRA HOME VISIT
8 Civil Lines , Church Road, Agra 9953636590

Name	: Mrs. PREMLATA	Collected	: 19/3/2021 12:49:00PM		
Lab No.	: 290578310	Age: 66 Years	Gender: Female	Received	: 19/3/2021 12:53:24PM
A/c Status	: P	Ref By : VIKAS JAIN	Reported	: 19/3/2021 6:19:47PM	
			Report Status	: Final	

Test Name	Results	Units	Bio. Ref. Interval
GLUCOSE, RANDOM (R), PLASMA (Hexokinase)	105.00	mg/dL	70.00 - 140.00



DR. DUBESH CHAUDHARY - BODLA

Shop No 12 Mahalaxmi Plaza Sec 4B, Awas
Vikas Colony, Sikandara Agra .9997494877

Name	: Mrs. PREM LATA	Collected	: 15/5/2021 2:29:00PM
Lab No.	: 294323616	Age: 66 Years	Gender: Female
A/c Status	: P	Ref By: Dr. VINEET JAIN	Report Status: Final
		Received	: 15/5/2021 2:49:56PM
		Reported	: 15/5/2021 5:48:00PM

Test Name	Results	Units	Bio. Ref. Interval
URIC ACID, SERUM (Uricase)	5.00	mg/dL	2.60 - 6.00

Aditi Kapoor

Dr Aditi Kapoor
DCP, Pathology
Chief of Laboratory
Dr Lal PathLabs Ltd

-----End of report-----

IMPORTANT INSTRUCTIONS

*Test results released pertain to the specimen submitted.*All test results are dependent on the quality of the sample received by the Laboratory.
*Laboratory investigations are only a tool to facilitate in arriving at a diagnosis and should be clinically correlated by the Referring Physician.*Sample repeats are accepted on request of Referring Physician within 7 days post reporting.*Report delivery may be delayed due to unforeseen circumstances. Inconvenience is regretted.*Certain tests may require further testing at additional cost for derivation of exact value. Kindly submit request within 72 hours post reporting.*Test results may show interlaboratory variations.*The Courts/Forum at Delhi shall have exclusive jurisdiction in all disputes/claims concerning the test(s) & or results of test(s).*Test results are not valid for medico legal purposes. *Contact customer care Tel No. +91-11-39885050 for all queries related to test results.
(#) Sample drawn from outside source.



ज्योति विकास नर्सिंग एवं मेटरनिटी होम

C.M.O. Reg. No. : UP/AGRA/AL-845

18, न्यू गोविन्द नगर, साकेत कॉलोनी, शाहगंज, आगरा-282010

डा. विकास जैन

Dr. Vikas Jain

M.B.B.S., M.D. (Med.), FIDM (Diabetology), FIACM
Fellow in Diabetes Management (CMC, Vellore)
Consultant Physician, Diabetologist and Cardiologist
Reg. No. : UPMC-22249

डा. विभांशु जैन

Dr. Vibhanshu Jain

M.B.B.S., M.S. (Ortho) F.I.A.
Fellow in Arthroplasty
JOINT-REPLACEMENT & TRAUMA SURGEON
Reg. No. : MCI-29577

BP 126/90

Prem Lata

Date: 6/1/24

Temp 96.4 F

SPO2 98

PR 83

K/HTN/Hypothyroid
Amlo. AT.
Thyrox 50

USG-Abd

BT Sugar at PP 123
Uric acid / RA
5.2

TSH, TH 13.43
4.9
ser calcium / vit D
9.05
Went complete

2-2-24
BP
SPO2
PR

(66 yrs)

	सुबह		दोपहर		रात	
	नाश्ता		दोपहर का खाना		रात का खाना	
	पहले	बाद में	पहले	बाद में	पहले	बाद में
Cap Glucob-D	0					
tab Glucoformin Phyl	0				0	
Dioval gel 200mg	2		2		2	
Thyrox 75 mg	0					
Amlo AT 0.5	0					
Tab Sand 360K						

Dr. VIKAS JAIN
M.D. (Med)
Reg. No. 22249

0562 4057150
8394883836

Ph. : (0562) 2213768

क्लीनिक :

Mob. : 9927252727

ज्योति विकास नर्सिंग होम

हनुमान मंदिर चौराहा, मोती कटरा, आगरा

(C.M.O. Reg. No. AL845)

11.00 a.m. to 2.00 p.m. 6.00 p.m. to 9.00 p.m.

10.00 a.m. to 11.00 a.m. (केवल मंगलवार एवं शनिवार को)

(गुरुवार पूर्ण एवं रविवार सायं अवकाश)

(Only by Appointment)

डा. विकास जैन

Dr. Vikas Jain

M.D. (Med.), FIDM (Diabetology), FIACM, MNCCP, MICA
Fellow in Diabetes Management (CMC, Vellore)
Consultant Physician, Diabetologist and Cardiologist
Reg. No. : UPMC-22249, C.M.O. AGRA No. : AL-809

- Royal College (UK) Cert in Diabetes
- American Diabetes Asso Cert in Diabetes
- RSSDI PG Cert in Diabetes
- Member of National Diabetic Association
- Academic Member RSSDI
- Charter Member Academy of Medical Speciality
- Life Member, Indian Society of Critical Care Medicine
- Member of National College of Chest Physician
- Member of Indian College of Allergy of Immunology

6

Temp.

Priam lata

Date... 16:7:20

97.0

90

	सुबह		दोपहर		रात	
	नाश्ता		दोपहर का खाना		रात का खाना	
	पहले	बाद में	पहले	बाद में	पहले	बाद में
Amlorpres AT OD		0				
Cap B-actw OD		0				
Tab. Prasoplin msR OD						0

Signature

Ph. : (0562) 2213768

ज्योति विकास नर्सिंग एवं मेटरनिटी होम

C.M.O. Reg. No. : UP/AGRA/AL-845)

18, न्यू गोविन्द नगर, साकेत कॉलोनी, शाहगंज, आगरा-282010

(गुरुवार पूर्ण एवं रविवार सायं अवकाश)

11.00 a.m. to 2.00 p.m. 6.00 p.m. to 9.00 p.m.

डा. विकास जैन

Dr. Vikas Jain

M.D. (Med.), FIDM (Diabetology), FIACM, MNCCP, MICA
 Fellow in Diabetes Management (CMC, Vellore)
 Consultant Physician, Diabetologist and Cardiologist
 Reg. No. : UPMC-22249, C.M.O. AGRA No. : AL-809

- Royal College (UK) Cert in Diabetes
- American Diabetes Asso Cert in Diabetes
- RSSDI PG Cert in Diabetes
- Member of National Diabetic Association
- Academic Member RSSDI
- Charter Member Academy of Medical Speciality
- Life Member, Indian Society of Critical Care Medicine
- Member of National College of Chest Physician
- Member of Indian College of Allergy of Immunology

BP 116/70

प्रमलता

Date... 6/3/20

Adv
 U/T for dows
 brush pain
 Episodic rise of BP.
 20/3/20
 BP 126/70

Adv
 Thy. Profile F
 T4 13.2
 TSH 3.92
 BP. 116/70
 33
 063
 107 9.38
 Uril complete ✓
 11/21

	सुबह		दोपहर		रात	
	नाश्ता		दोपहर का खाना		रात का खाना	
	पहले	बाद में	पहले	बाद में	पहले	बाद में
Tab Amlopeny AT 1/207		✓				
Tab Etizola (05) 1/207		✓				⊙
Tab Vemiplin MSR 07						⊙
Cap. Razo D 07		⊙				
Tab Cetachom 20		⊙				⊙

Vikas Jain

Ph. : (0562) 2213768

ज्योति विकास नर्सिंग एवं मेटरनिटी होम

C.M.O. Reg. No. : UP/AGRA/AL-845)

18, न्यू गोविन्द नगर, साकेत कॉलोनी, शाहगंज, आगरा-282010
 (गुरुवार पूर्ण एवं रविवार सायं अवकाश)

11.00 a.m. to 2.00 p.m. 6.00 p.m. to 9.00 p.m.

डा. विकास जैन

Dr. Vikas Jain

M.D. (Med.), FIDM (Diabetology), FIACM, MNCCP, MICAI
Fellow in Diabetes Management (CMC, Vellore)
Consultant Physician, Diabetologist and Cardiologist
Reg. No. : UPMC-22249, C.M.O. AGRA No. : AL-809

- Royal College (UK) Cert in Diabetes
- American Diabetes Asso Cert in Diabetes
- RSSDI PG Cert in Diabetes
- Member of National Diabetic Association
- Academic Member RSSDI
- Charter Member Academy of Medical Speciality
- Life Member, Indian Society of Critical Care Medicine
- Member of National College of Chest Physician
- Member of Indian College of Allergy of Immunology

Bp 130/80

Prem. data

Date... 5/2/24

Sr 97
PR 73
Temp 96.2 F

	सुबह		दोपहर		रात	
	नाश्ता		दोपहर का खाना		रात का खाना	
	पहले	बाद में	पहले	बाद में	पहले	बाद में
Cap Pantop 550 OD						
Tab Mow 24 OD						0
Antopren-A7 OD		0				
Gasofine Phly		0			0	
Calentate OD				0		
Sandz 60 K OD one ank				0		
Procyon MR OD						0
DFO gel for local app						

0562 4057150
8394883836

Ph. : (0562) 2213768

ज्योति विकास नर्सिंग एवं मेटरनिटी होम

C.M.O. Reg. No. : UP/AGRA/AL-845)

18, न्यू गोविन्द नगर, साकेत कॉलोनी, शाहगंज, आगरा-282010

(गुरुवार पूर्ण एवं रविवार सायं अवकाश)

11.00 a.m. to 2.00 p.m. 6.00 p.m. to 9.00 p.m.