



अ० भा० आ० सं० अस्पताल / A.I.I.M.S. HOSPITAL  
बहिरंग रोगी विभाग / Out Patient Department



अस्पताल के अन्दर धूम्रपान मना है। / SMOKING IS PROHIBITED IN HOSPITAL PREMISES

शरीरमार्ग स्वच्छ धर्मस्वास्थ्य

OPR-6

गैस्ट्रोएंटरोलॉजी



UHID: 105524287  
Dept No: 20210130008282  
Clinic No:

कमरा / Room

A-718

Unit-I

GE OPD

Queue No: N1

17/08/2021

ब०रो०वि० पंजीकृत सं०/O.P.D. Regn. No. \_\_\_\_\_

AKANSHA SINGH S

36Y / F0  
W/O Gyanendra Singh

Add: Ghaziabad, UTTAR PRADESH.  
Pin 20101, INDIA

Mob: 7983560822 New Patient

General ₹ 10

Reporting: 8:00 AM-9:00 AM

सोम, मंगल, बुध, गुरु, शुक्र  
MON, TUE, WED, THU, FRI



| आयु<br>Age | पता/Address |
|------------|-------------|
|            |             |

निदान/Diagnosis

| दिनांक/Date | उपचार/Treatment  |
|-------------|--|
| 12/8/2021   | <p>- HbV. DNA L20.</p> <p>GT/PT: Target not detected, not contain HbV part. Non. controls,</p> <p>Adv - No med. req.</p> <p>HBV. DNA</p> <p>CBC.</p> <p>KFT</p> <p>LFT</p> <p>RIA - 3-month.</p> |
|             | <p>- AFP - 2.97</p> <p>- SGPT - 11</p> <p>- CRtn. 1.18</p> <p>- Albumin - 3.45</p> <p>- Hb - 14.</p> <p>- Alkaline - 0.14,</p>   |



CLEAN AND GREEN AIIMS / एम्स का यही संकल्प, स्वच्छता से काया कल्प  
अंगदान-जीवन का बहुमूल्य उपहार / ORGAN DONATION - A GIFT OF LIFE  
O.R.B.O., AIIMS, 26588360, 26593444, www.orbo.org Helpline - 1060 (24 hrs service)





ओ माओ आओ संओ अस्पताल/A.I.I.M.S. HOSPITAL  
बहिरंग रोगी विभाग /Out Patient Department  
आरक्षण व अन्वय सुचक संन ११/SMO/NO 11 IS PROHIBITED IN HOSPITAL PREMISES

OPR-6

रोग/आर 1 B.O. clinic  
रोग/विभाग Gastro (OPD) रोगी/पंजीयन सं./O.P.D. Regn. No. 102091651

| नाम/Name       | रोग/पंजीयन सं./O.P.D. Regn. No. | लिंग/Sex | उम्र/Age | रोग/Address |
|----------------|---------------------------------|----------|----------|-------------|
| Akanksha Singh | (7)                             | male     | 35/y     |             |

रोग/Diagnosis Gastrology उपचार/Treatment

7/11/2020

Adv  
No med. req.

- AFP - 2.79
- HBV-DNA - 20
- HBV-DNA 20 - 1.7 x 10<sup>6</sup>
- Conurbation. fenter - S-82
- LFT -
- AST - 21 -
- ALP - 58

HBsAg - ve.  
Anti H BeAg + ve.

for. after 6 months.

Adv - AFP  
- HBV-DNA  
- USG-Abd.



अ० भा० आ० सं० अस्पताल / A.I.I.M.S. HOSPITAL  
बहिरंग रोगी विभाग / Out Patient Department

अस्पताल के अन्दर

IN HOSPITAL PREMISES

शरीरभाषा चतुर्धनसंवाचनम्

OPR-6

एकक/Unit \_\_\_\_\_


विभाग/Dept. \_\_\_\_\_

निकृत् सं०/O.P.D. Regn. No. \_\_\_\_\_

| नाम/Name | पता/Address |
|----------|-------------|
|          |             |

निदान/Diagnosis

Chronic HBV infection

| दिनांक/Date   | उपचार/Treatment  |
|---|--|
| <p>Absent on call<br/>12:10 AM</p> <p>USG ab (1)</p>  | <p>HBV-DNA &lt; 20 (Oct 18)</p> <p>GT/PT: 31/45</p> <p>Non cirrhotic</p> |
| <p></p> <p>SAMAGRA AGARWAL<br/>Senior Resident<br/>Department of Gastroenterology<br/>All India Institute of Medical Sciences<br/>New Delhi-110029</p> | <p>Adv</p> <p>1) Wt reduction</p> <p>2) R/A 6 months HBV-DNA<br/>LFT</p> |

CLEAN AND GREEN AIIMS / एम्स का यही संकल्प, स्वच्छता से काया कल्प

अंगदान-जीवन का बहुमूल्य उपहार / ORGAN DONATION - A GIFT OF LIFE

O.R.B.O., AIIMS, 26588360, 26593444, www.orbo.org Helpline - 1060 (24 hrs service)

12/04/2018

AFP - 2.6

Hb<sub>2</sub>A<sub>1c</sub> - neg

HbA<sub>1c</sub> - 190 IU/ml

AB3 - 91

U/L - 20/0.6

TP/A - 8.0/4.2

TiB<sub>1</sub> - 0.7

OT/PT - (41/61)

A/P - 80

T.C - 152

HDL - 58

TC - 65

Hb - 13.0

TLC - 8.36

Plat - 217

USG (WNL)

ADV

- Contm follow up e

} AFP / timexon / LFT

} USG Abdom exam

- HBV DNA yearly

- family screen and vaccine

Don't know



एम्स आर ओ आर अस्पताल / AIIMS HOSPITAL  
 इतिहास लेखी विभाग / Out Patient Department

उपचार

PATIAL PPTW: 25

उपचार लेखी विभाग

General



DeptSeq: 175

रोग/Unit

FO UNID: 102091651

Dept: Gastroenterology

रोग/Dept.

Dept. Regn. 2016/013/0016625

Unit: Unit-I

नाम/Name

Name: AKANSHA SINGH

Room: 3 Gastro

W/O GYANENDER SINGH, 34Y 7M 20, F

F/S

Ph: 9968081847

Days: MON - FRI

B 51 LOHIA NAGAR GZB, UTTAR PRADESH, INDIA

App. Date: 13/03/2018

Appt. ID:



2018030609032

निदान/Diagnosis

| दिनांक/Date          | उपचार/Treatment   |
|----------------------|---|
|                      | <u>Continuation of previous</u><br><u>Asymptomatic.</u> |
| U/cre- 20/0.6        |   |
| OT/PT/ALP- 41/61/80. |   |
| Reli- 0.7.           |   |
| TP/AB- 8.0/4.2       |   |
| <u>Adv</u>           |   |
| - AFP                |   |
| - HBV DNA.           |   |
| - USG Abd.           |   |
| R/A <del>was</del>   |   |

CLEAN AND GREEN AIIMS / एम्स के सभी संकल्प, स्वच्छता से काया कल्प

अंगदान-जीवन का बहुमूल्य उपहार/ORGAN DONATION - A GIFT OF LIFE

O.R.B.O., AIIMS, 26588360. 26593444, www.orbo.org Helpline - 1060 (24 hrs service)




# अ० भा० आ० सं० अस्पताल / A.I.I.M.S. HOSPITAL बहिरंग रोगी विभाग / Out Patient Department

अस्पताल के अन्दर धूम्रपान मना है / SMOKING IS PROHIBITED IN HOSPITAL PREMISES

प्रवेशन: खट्टे धर्मसम्बन्ध: General



DeptSeq: 120



AKANSHASINGH

एकक/Unit

20

UHID: 102091651

Dept: Gastroenterology

विभाग/Dept

Dept. Regn. 2016/013/0016625

Unit: Unit-I

Name: AKANSHA SINGH

Room: 3 Gastro

नाम/N: M/O GYANENDER SINGH, 33Y 17D, F

H/10

Ph: 9968081847

Days: MON - FRI

B 51 LOHIA NAGAR GZB, UTTAR PRADESH, INDIA

App. Date: 22/08/2016

Appt. ID:



2016080501275

## निदान/Diagnosis

दिनांक/Date

उपचार/Treatment

15/7

Go incidentally detected HBV DNA

HBsAg +ve 15/7/16

ALT - 212 - 0.53

AST - 33

ALP - 45

USG - Mild fatty infiltration of liver

Advice

HBV DNA -

Ant

HBsAg / Anti HBsAg

HIV / Anti HCV.

Fibroscan ~~Complete~~

FU & reports

~~15-14-16  
22/8/16~~

CLEAN AND GREEN AIIMS / पूमा का यही संकल्प, समझता से काया कल्प

अंगदान-जीवन का बहुमूल्य उपहार / ORGAN DONATION - A GIFT OF LIFE

O.R.B.O., AIIMS, 26388350, 26393444, www.orbo.org Helpline - 1060 (24 hrs serv)

General

DeptSeq: 206  
 Dept: Gastroenterolog  
 Unit: Unit-I  
 Room: 3 Gastro  
 Days: MON - FRI  
 App. Date: 22/09/2016  
 PO UHID: 102091651  
 Dept. Regn. 2016/013/0016625  
 Name: AKANSHA SINGH  
 W/O GYANENDER SINGH, 33Y 1M 17D, F  
 Ph: 9968081847  
 B 51 LOHIA NAGAR GZB, UTTAR PRADESH, INDIA  
 Appt. ID: 2016092003650

27/8

HBsAg -ve  
 Anti HBsAg +ve.  
 Anti HCV -ve  
 Anti HIV -ve  
 HBV DNA = 80 IU/ml.  
 Bil - 0.53.  
 ALT - 48  
 AST - 33  
 ALP - 97

Advice


- No med req.,
- HBsAg / Anti HBsAg
  - HBV DNA
  - AFP
  - LFT
  - DT Fibroscan
  - USG Abdomen
  - FU after 6 months

General

DeptSeq: 421  
 Dept: Gastroenterolog  
 Unit: Unit-I  
 Room: 3 Gastro  
 Days: MON - FRI  
 App. Date: 04/11/2016  
 PO UHID: 102091651  
 Dept. Regn. 2016/013/0016625  
 Name: AKANSHA SINGH  
 W/O GYANENDER SINGH, 33Y 2M 30D, F  
 Ph: 9968081847  
 B 51 LOHIA NAGAR GZB, UTTAR PRADESH, INDIA  
 Appt. ID: 2016110400140



Ken



7/11/16

LSM - 4.1 ± 0.7 (KPA)  
 CUP - 283 ± 44 (db) m

2

UFC

②  
6/30/16

**CLINICAL MICROBIOLOGY DIVISION**

Department of Laboratory Medicine      All India Institute of Medical Sciences  
 Phone : 26588700-Ext. 4397                  Ansari Nagar, New Delhi-29 (India)

**HIV & HEPATITIS VIRAL MARKERS REPORT**

Name of Patient Aransh Sines      Age / Sex M/33      State .....

Hospital Reg. / UHID No. 102091651      OPD / Ward Gen      Bed .....

Treating Unit .....      Referred From (Hospital) .....

Diagnosis / Clinical Details HIV ⊕

Indication for the test : Donor Safety / Screening / Diagnosis / Voluntary / Medical Board / Others.

Has the test been done earlier      Yes       No

If yes name of the Laboratory, Lab No. and Results .....

H-14744  
24/01/16

mk  
Signature of Doctor



S32 - Walk In Mainlab  
Paliwal Diagnostic Pvt Ltd, 117/H-1/02 Pandu  
Nagar Kanpur- 0512-2335500,2235821  
KANPUR

**Dr. Umesh Paliwal**  
M.D. (Path.) Managing Director & Chief Consultant

**Dr. Mridula Paliwal**  
Ph.D. (Mol. Bio & Biotech) Chief of Lab

|            |                      |                         |                       |
|------------|----------------------|-------------------------|-----------------------|
| Name       | : Mrs. AKANSHA SINGH | Collected               | : 19/8/2020 8:05:00AM |
| Lab No.    | : 288650973          | Age: 34 Years           | Gender: Female        |
| A/c Status | : P                  | Ref By : AIIMS HOSPITAL | Report Status : Final |
|            |                      | Received                | : 19/8/2020 8:08:04AM |
|            |                      | Reported                | : 21/8/2020 1:21:13PM |

| Test Name | Results | Units | Bio. Ref. Interval |
|-----------|---------|-------|--------------------|
|-----------|---------|-------|--------------------|

|   |      |       |        |
|---|------|-------|--------|
| infection   |      |       |        |
| <b>AFP (ALPHA FETOPROTEIN), TUMOR MARKER, SERUM *</b> | 2.79 | ng/mL | <10.00 |
| (CMIA)  |      |       |        |

**Note**

1. This test is not recommended to screen cancers in the general population.
2. False negative/positive results are observed in patients receiving mouse monoclonal antibodies for diagnosis or therapy.
3. Use of AFP as a tumor marker is not recommended in pregnant females.
4. AFP values regardless of levels should not be interpreted as absolute evidence for the presence or absence of disease. All values should be correlated with clinical findings and results of other investigations.

**Clinical Use**

- Useful for determining prognosis and monitoring therapy for Hepatocellular carcinoma. Level of AFP is a prognostic indicator of survival. Elevated AFP and serum bilirubin levels in these patients is associated with shorter survival time.
- An aid in the management of Germ cell (Non-Seminomatous) tumors. Measurement of AFP levels in combination with HCG levels are useful in classifying and staging Germ cell tumors
- To predict tumor recurrence/presence of residual tumor

**Increased Levels**

- Germ cell (Non-Seminomatous) tumors
- Primary hepatocellular carcinoma (70%)
- Teratocarcinoma
- Gastrointestinal tract cancers with or without liver metastasis
- Benign hepatic conditions like Acute Viral Hepatitis, Chronic active hepatitis and Cirrhosis
- Ataxia telangiectasia

\* Not in NABL scope



If test results are alarming or unexpected, Client is advised to contact the laboratory immediately for possible remedial action  
@ Test conducted at Referral Lab.

S32 - Walk in Mainlab  
 Paliwal Diagnostic Pvt Ltd, 117/H-1/02 Pandu  
 Nagar Kanpur- 0512-2335500,2235821  
 KANPUR

**Dr. Umesh Paliwal** M.D. (Path.) Managing Director & Chief Consultant  
**Dr. Mridula Paliwal** Ph.D. (Mol. Bio & Biotech) Chief of Lab

Name : Mrs. AKANSHA SINGH Collected : 19/8/2020 8:05:00AM  
 Lab No. : 288650973 Age: 34 Years Gender: Female Received : 19/8/2020 8:08:04AM  
 A/c Status : P Ref By : AIIMS HOSPITAL Reported : 21/8/2020 1:21:13PM  
 Report Status Final

Test Name Results Units Bio. Ref. Interval  
 • Hereditary tyrosinemia

*Ranjit Gautam*

Dr Ranjit Gautam  
 DCP, Pathology  
 Consultant Pathologist  
 Dr Lal PathLabs Ltd

*Umesh Paliwal*

Dr Umesh Paliwal  
 MD, Pathology  
 Chief of Laboratory  
 PDPL - Dr Lal PathLabs Ltd

*Atul Thakur*

Dr Atul Thakur  
 PhD, Biotechnology  
 HOD Molecular Diagnostics  
 NRL - Dr Lal PathLabs Ltd

*Shabab Malik*

Dr Shabab Malik  
 MD, Microbiology  
 National Head - Microbiology &  
 Serology  
 NRL - Dr Lal PathLabs Ltd

-----End of report-----

**IMPORTANT INSTRUCTIONS**

\*Test results released pertain to the specimen submitted.\*All test results are dependent on the quality of the sample received by the Laboratory.  
 \*Laboratory investigations are only a tool to facilitate in arriving at a diagnosis and should be clinically correlated by the Referring Physician \*Sample repeats are accepted on request of Referring Physician within 7 days post reporting.\*Report delivery may be delayed due to unforeseen circumstances Inconvenience is regretted \*Certain tests may require further testing at additional cost for derivation of exact value Kindly submit request within 72 hours post reporting.\*Test results may show interlaboratory variations.\*The Courts/Forum at Delhi shall have exclusive jurisdiction in all disputes/claims concerning the test(s) & or results of test(s)\*Test results are not valid for medico legal purposes \*Contact customer care Tel No. +91-11-39885050 for all queries related to test results  
 (#) Sample drawn from outside source.

\* Not in NABL scope



**If test results are alarming or unexpected, Client is advised to contact the laboratory immediately for possible remedial action @ Test conducted at Referral Lab.**

# H.O.D

HOUSE of DIAGNOSTICS

NABH Accredited  
Medical Imaging Services



Certificate No. MAS-2016-0027

NABL Accredited  
Laboratory Services



Certificate No. M-0928

|                |                       |                  |                       |
|----------------|-----------------------|------------------|-----------------------|
| Lab Serial No. | : 211803000033        | Category         | : GENERAL             |
| Patient Name   | : Mrs. AKANKSHA SINGH | Reg. Date        | : 04-Mar-18 10:28 AM  |
| Age/Sex        | : 34 YRS / F          | Sample.coll.Date | : 04-Mar-18 10:28AM   |
| Referred By    | : Dr. SELF            | Report Date      | : 04-Mar-2018 07:57PM |
| TestName       | : HBS AG              |                  |                       |
| Center         | :                     |                  |                       |

| Test Name | Observed Value | Unit | Biological Ref Interval |
|-----------|----------------|------|-------------------------|
|-----------|----------------|------|-------------------------|

## IMMUNOLOGY

Hepatitis B Surface Antigen(HBS Ag) 3530 REACTIVE

### Reference Range for Hepatitis B Surface Antigen :-

Negative :- < 0.90  
Borderline :- > 0.90 - < 1.0  
Reactive :- > 1.0

### Important Note:

This is a screening test for Hepatitis B Surface Antigen. Advised confirmation with HBs RNA test.

### Sample Type: Serum

Method: ECLIA (Enhanced Chemi-Luminescence ImmunoAssay Testing)

Analyzer: Fully Automated ImmunoAssay Analyzer: Vitrus ECI

Remarks: Please correlate results with clinical significance

\*\*\* End Of Report \*\*\*

In case of any discrepancy, please contact the laboratory immediately. Since there is limited clinical interaction with the patient/physician, the report is not valid medico-legally.

*Ashima Jain*

Dr. Ashima Jain  
Consultant Pathologist  
MBBS MD (Pathology)  
DNC Reg. No. 42413

Page 5 of 5

## House Of Diagnostics LLP

15-16 Hargobind Enclave, Vikas Marg, Near Metro Pillar # 119, Delhi - 110092

houseofdiagnostics.com

011 4018 0000

info@houseofdiagnostics.com

Name :- Mr. Avansha Singh Date 25/10/18 AGE: 35y Gender :- M  F   
 BP:- 110/80 PULSE :- 87/min WEIGHT :- \_\_\_\_\_ HEIGHT :- \_\_\_\_\_ BMI:- \_\_\_\_\_ BMF :- \_\_\_\_\_

Investigation

CBC

Urine RE  
ME

S F  
PP

RBS

Lipid Profile

RFT With SE

LFT WITH SP Function

Thyroid Function Test

X-ray

USG

T-CHO

TMT

Other Investigation

Clu - B/L Clu

CVS - S, (N)

SL MIT (N)

No uncom

EKG - WNL

2D-echo - No RWMA

(N) biventricular

No PT (noting)

Adx

→ T<sub>3</sub> / T<sub>4</sub> / TSH

→ Vit D

→ S. creat / ur

→ FBS / PPBS

→ Lipid Profile

→ CBR

40 off & on palpitation

K440 PCOD - I have been prescribed Tab Metformin but she takes it occasionally

→ Review & reports

find



# Heart Centre


Mariampur Hospital, Shastri Nagar, Kanpur

## Measurements :

|                                 |                                |                    |   |
|---------------------------------|--------------------------------|--------------------|---|
| 95171 33355                     | ✉ info.kanpur@karepartners.com |                    | 24 HOURS EMERGENCY<br>CALL : 1 800 843 0005 |
|                                 | Observed values (cms.)         |                    | Normal values (cms.)                        |
| Aortic root diameter (Ao)       | 1.75                           |                    | 2.0 - 3.7                                   |
| Aortic valve opening            | -                              |                    | 1.5 - 2.6                                   |
| Left atrium size (LA)           | 3.18                           |                    | 1.9 - 4.0                                   |
|                                 | End Diastole (cms.)            | End Systole (cms.) | Normal values (cms.)                        |
| LV size (LVID)                  | 3.52                           | 2.40               | (LVIDed = 3.5-5.7)                          |
| Inter ventricular septum (IVS)  | 1.17                           | 1.68               | (IVSd = 0.6-1.1)                            |
| Posterior wall Thickness (LVPW) | 1.12                           | 1.58               | (LVPWd = 0.6-1.1)                           |
| LV ejection fraction (%) (EF)   | 61.0%                          |                    | (56%-78%)                                   |

## Doppler :

| Valve     | Velocity(cm/sec)   | Gradient (mmHg) |      | Valve Area (cm <sup>2</sup> ) | Regurgitation (trivial,mild, moderate,severe) |
|-----------|--------------------|-----------------|------|-------------------------------|---|
|           |                    | Peak            | Mean |                               |   |
| Aortic    | 109                | 4.76            | -    | -                             | -   |
| Mitral    | E:-97.1<br>A:-60.0 | -               | -    | By Planimetry =<br>By PHT =   | -   |
| Pulmonary | 107                | 4.57            | -    | -                             | -   |
| Tricuspid | -                  | -               | -    | -                             | -   |

  
Dr Amit Kumar M.D.,D.M.  
(Sr. Interventional Cardiologist)

Dr Neeraj Varyani M.D.,D.M.  
(Sr. Interventional Cardiologist)

india.karepartners.com

kanpur.karepartners.com

24 Hr. Emergency For Heart Patient | Angiography | Angioplasty | Echo Cardiography  
Pacemaker Temporary / Permanent | Holter Monitoring | T.M.T. | 24 Hr. Cardiac Ambulance | E.C.G.

Kare Partners Group India Private Limited, Registered Office Address: A-273, 2nd Floor, Defence Colony, New Delhi-110024,  
CIN: U85100DL2012PTC231228, Tel: 91-172-2211308 / 91-172-2211309

**Dr. Ash Paliwal**  
Managing Director & Chief Consultant  
**Aridula Paliwal**  
(Mol. Bio & Biotech) Chief of Lab

**Paliwal Diagnostics (P) Ltd.**  
ISO 9001:2015 Certified  
117/H-1/02, Pandu Nagar (Opp. J.K. Temple), Kanpur- 208 005  
Tel. : 0512 - 3915-220, 2235-821, 3262-052, 2232-962

**Parakh Diagnostic Centre**

37/17, Westcott Building Campus, The Mall, Kanpur-208001  
Phone No. 0512-2335500, 2363605, 2304005, 9919406571

K01 - Walk in Parakh  
PARAKH - 37/17 WestCott Building The Mall  
Kanpur PH-2363605, 3915227



|            |                         |                         |                         |
|------------|-------------------------|-------------------------|-------------------------|
| Name       | : Mrs. AKANKSHA . SINGH | Collected               | : 26/10/2018 10:46:00AM |
| Lab No.    | : 259252687             | Age: 35 Years           | Gender: Female          |
| A/c Status | : P                     | Ref By : Dr. AMIT KUMAR | Report Status : Final   |
|            |                         | Received                | : 26/10/2018 10:49:36AM |
|            |                         | Reported                | : 26/10/2018 6:38:21PM  |

| Test Name  | Results | Units  | Bio. Ref. Interval |
|--|---------|--------|--------------------|
| <b>THYROID PROFILE, TOTAL, SERUM</b><br>(Chemiluminescent immunoassay) |         |        |                    |
| T3. Total  | 2.08    | ng/mL  | 0.60 - 1.81        |
| T4. Total  | 14.00   | ug/dL  | 5.01 - 12.45       |
| TSH  | 3.38    | uIU/mL | 0.35 - 5.50        |

**Interpretation**

| PREGNANCY     | REFERENCE RANGE for TSH IN uIU/mL<br>(As per American Thyroid Association) |
|---------------|--|
| 1st Trimester | 0.10-2.50  |
| 2nd Trimester | 0.20-3.00  |
| 3rd Trimester | 0.30-3.00  |

**Note**

1. TSH levels are subject to circadian variation, reaching peak levels between 2 - 4 a.m. and a minimum between 6-10 pm . The variation is of the order of 50%, hence time of the day has influence on the measured serum TSH concentrations.
2. Recommended test for T3 and T4 is unbound fraction or free levels as it is metabolically active.
3. Physiological rise in Total T3 / T4 levels is seen in pregnancy and in patients on steroid therapy.

**Clinical Use**

- Primary Hypothyroidism
- Hyperthyroidism
- Hypothalamic - Pituitary hypothyroidism
- Inappropriate TSH secretion
- Nonthyroidal illness
- Autoimmune thyroid disease
- Pregnancy associated thyroid disorders
- Thyroid dysfunction in infancy and early childhood



If test results are alarming or unexpected, Client is advised to contact the laboratory immediately for possible remedial action.  
Tests conducted at National Reference Lab, New Delhi, a CAP (7171001), ISO (FS 60411) and NABL (MC-2113) accredited laboratory.

Hepatitis B + ve

# AGRAWAL MATERNITY CENTRE

☎ 0120-2829496

R-12/44, Raj Nagar, (Near ALT Centre), GHAZIABAD - 201 002

**DR. Shalini Agrawal**  
M.B.B.S., M.D.  
Consultant Obstetrician & Gynaecologist  
● SHIVAM HOSPITAL

**DR. Atul Kumar Agrawal**  
M.B.B.S., M.S.  
Consultant General & Laproscopic Surgeon  
● SHIVAM HOSPITAL  
● BHAGWATI UPCHAR KENDRA

Ref. No.

Alcohol abuse  
32

Dated 25/8/24

Kidney  
BB-36  
Pr-10  
Not all  
with 32x  
with BA

at Delyer

2x ↓ Lat

Sp Ene (ca 5/10)

UP - PCD  
Blood sugar (Pin)  
270

Te Satraj (1/2)  
500g x 4

Nyforce 100 Vag 100g  
Urokinase 100000u 100g

Levofloxacin 500mg

**TIMINGS** : Morning 10.00 A.M. to 1.00 P.M.  
Sunday Evening Closed

Evening 5.00 P.M. to 8.00 P.M.

29/8/205

- to ~~franchise~~ One car. This  
1500  
with a car jacket  
panels.

- to Registration 180 X 35  
57

29/2/206 of car by

11920 - to Yanan

11921 Jan

- to Registration 180 X 35

11922  
11923  
11924

- to Registration 200 180

- to lot

- to lot



Hospital & the 98104880110  
**AGRAWAL MATERNITY CENTRE** ☎ 0120-2829496  
R-12/44, Raj Nagar, (Near ALT Centre), GHAZIABAD - 201 002

**DR. Shalini Agrawal**  
M.B.B.S., M.D.  
Consultant Obstetrician & Gynaecologist  
● SHIVAM HOSPITAL

**DR. Atul Kumar Agrawal**  
M.B.B.S., M.S.  
Consultant General & Laproscopic Surgeon  
● SHIVAM HOSPITAL  
● BHAGWATI UPCHAR KENDRA

Ref. No.

Dated... 8/13/2016

Mrs Anshu Prasad

32y

13y - Its Yarni 100 X 21y

— Sp cy 100 no mm

Dr. Kallana Palak  
9911861901

— Sp 100 X 21y

2

6/14/2016 - Its Yarni 100 X 21y

10/90 - Sp cy 100 no mm

**TIMINGS : Morning 10.00 A.M. to 1.00 P.M. Evening 5.00 P.M. to 8.00 P.M.**  
Sunday Evening Closed

5/5/17

Cont'd Yarns  
aprons!

↓

23/8/2016

Yarns 100 X 2 1/2

844 - Rest of the

↓

8/12/2017

RC 106<sup>th</sup>

Cont'd Yarns

↓

# AGRAWAL MATERNITY CENTRE

R-12/44, Raj Nagar, (Near ALT Centre), GHAZIABAD - 201 002

☎ 0120-2829496

**DR. Shalini Agrawal**

M.B.B.S., M.D.  
Consultant Obstetrician & Gynaecologist

● SHIVAM HOSPITAL

**DR. Atul Kumar Agrawal**

M.B.B.S., M.S.  
Consultant General & Laproscopic Surgeon

● SHIVAM HOSPITAL  
● BHAGWATI UPCHAR KENDRA

Ref. No.

A Rawshia

Dated... 24/3/2018

*By*

*Gy. Etalmy Vena yna -*

R-10

M. - tes setwgrl 100 X3 J  
*300g*

- Nufence CO<sub>2</sub> vagtes leg

- Nufence art. outed leg

- tes Fougras 100 ml

*15g*  
*or for hater partners*

*[Signature]*

TIMINGS : Morning 10.00 A.M. to 1.00 P.M.  
Sunday Evening Closed

Evening 5.00 P.M. to 8.00 P.M.



# AMAN DIAGNOSTIC CENTRE

Phone : 9891565756  
9891515252

**Dr. AMAN GARG**  
M.B.B.S., D.M.R.D.  
Reg. No. 39525 (U.P.)

J-77, PATEL NAGAR-I, OPP. G.D.A.  
AND ROADWAYS BUS STAND,  
GHAZIABAD.

Ex-Radiologist  
APOLLO HOSPITAL, New Delhi.

◆ Latest **ULTRASOUND** and **COLOUR DOPPLER** with high resolution Linear Trans-vaginal, Trans-rectal and Cardiac probes with facilities for Neonatal Brain, Testes, Breast, Thyroid, Eye, Musculoskeletal, Peripheral Vascular, Renal, CAROTID, OBSTETRIC, Ultrasound & COLOUR DOPPLER

Name : Mrs. Akansha Singh Age/Sex: 33 Yrs/F  
Ref. By : Dr. Shalini Aggarwal  
Date : 15-07-2016

## ULTRASOUND WHOLE ABDOMEN (FEMALE)

- The **Liver** is normal in size and outline. It shows coarse echotexture echotexture. No obvious focal pathology is noted. Intra hepatic biliary passages are not dilated. Portal Vein is normal. No evidence of collaterals at Porta.
- The **CBD** is normal.
- The **Gall Bladder** is normal in size, has normal wall thickness. No evidence of calculus.
- The **Pancreas** is normal.
- **Spleen** is normal in size and echogenicity. Splenic Vein is normal. No evidence of collaterals at Porta.
- **Both Kidneys** are normal in size, position, outline and show normal cortical echogenicity. Cortico-medullary differentiation is maintained. No evidence of calculus or hydronephrosis on either side.
- Right kidney measures 95x40 mm. Left kidney measures 103x40 mm.
- Bilateral **Costophrenic angles** show no pleural effusion.
- The **Urinary Bladder** is normal in size & outline. There is no evidence of any obvious intraluminal abnormality.
- The **Uterus** is anteverted, normal in shape, size (measures 76x36 mm) and position. The myometrial and endometrial echoes are normal. The endometrium thickness measures 7 mm.
- **Both Ovaries** are enlarged in size, normal in shape and show multiple small cysts of 5 mm or less than 5 mm size arranged at the periphery suggestive of **Bilateral Polycystic Ovaries.**
- **Right ovary** measures 40x21x19 mm and volume is 8 cc.
- **Left ovary** measures 38x16x27 mm and volume is 8 cc.
- There is no evidence of free fluid in Pouch of Douglas.
- The **Cervix** appears normal.
- There is no evidence of ascites or obvious lymphadenopathy.
- **Bowel loops** are unremarkable.

**IMPRESSION: -CHRONIC LIVER DISEASE.**

**-BILATERAL POLYCYSTIC OVARIES (P.C.O.D.).**

**SUGGESTION: -L.F.T.**

Dr. AMAN GARG

D.M.R.D.

(Consultant Radiologist)

Radiological & Laboratory findings are only professional opinion and not the diagnosis, they are always considered in conjunction with clinical and other investigatory findings where applicable. All congenital anomalies in a fetus may not be diagnosed in obstetric ultrasound. We are not liable for missing congenital anomaly. Identity of the patient has not been established.  
TIMINGS : 10.00 A.M. TO 3.00 P.M., 6.00 P.M. TO 8.00 P.M. SATURDAY 10.00 A.M. TO 3.00 P.M., SUNDAY 10.00 A.M. TO 1.00 P.M.

**Dr. Saroj Srivastava**

M.B.B.S., M.S., F.A.C.O.G., F.I.C.M.C.H., P.G.D.M.L.S., LL.B.  
Diplomate American Board of Ob. & Gyn.  
Consultant Obstetrician & Gynaecologist  
U.P. Med., Reg. No. 27635

R/N- 4342

11.45

**SAROJ NURSING HOME**

B-55, Mandir Marg, Mahanagar Extension  
Lucknow - 226 006  
Phone : 2371848, 2385501  
Fax : 0522 - 2372123  
E-mail : sarojnh@sancharnet.in

Mrs Aranksha Singh - 24yr  
Mo Mrs Gyanendra Singh (Plb Reg + UP)

Dated: 16.4.07

PRIMI @ 39 wks  
cord around neck

According to USG - 30.4.07 (FDD)

Hebatitis B Antinuclear → ~~est~~  
skit to baby

Admit on 15.4.07 at 8 p.m. for induction  
(रिपोर्ट रता कर)

~~mg Betnesol given on 10/4/07~~

h

हमेशा सब पर्चे, रिपोर्ट साथ लायें।

**Consultation Hours :-**

|                   | Morning (11 To 1 P.M.)   | Evening (6 To 8 P.M.)                     |
|-------------------|--------------------------|---|
| MONDAY TO FRIDAY  | First Come, First Served | By Appointment                            |
| SATURDAY & SUNDAY | By Appointment           | Closed. (For emergency call the hospital) |

डा० सरोज जब छुट्टी पर होंगी तब उनकी सहयोगी (स्त्री रोग विशेषज्ञ) द्वारा इलाज उपलब्ध होगा।

## Dr. Saroj Srivastava

MB.B.S., M.S., F.A.C.O.G., F.I.C.M.CH, PGD.M.L.S., LL.B.  
Diplomate American Board of Ob. & Gyn.  
Consultant Obstetrician & Gynaecologist  
U.P. Med., Reg. No. 27635

R/ 8663  
12:55 pm

## SAROJ NURSING HOME

B-55, Mandir Marg, Mahanagar Extn.  
Lucknow - 06, Mobile : 9335188244  
Phone : 2321848, 2385501, 2338043  
Fax : 0522 - 2332123  
E-mail : sarojnh@sancharnet.in

### NEW ADDITIONAL HIGH-TECH FACILITIES

- NICU
- Maternity including high risk preg. Care ICU backup
- Advanced Laparoscopic & Hysteroscopy Cancer Surgery
- Female urology & reconstructive surgery

### Diagnostic Gynecology

- Sonosalpingography & Hysteroscopy for Infertile case
- 3D High resolution color Doppler Ultrasound for tumor, cysts Cancer and infertility
- BMD to detect osteoporosis
- Infertility specialized lab

### Diagnostic Obstetrics & Neonatology

- TIFFA & screening to R/o birth defects
- Fetal surveillance BPD, CD, NST, cardiotocography
- Specialised Lab for HR Preg. & Neonates like bilirubinometer and blood gases.

### CONSULTATION HOURS

MONDAY TO FRIDAY  
Morning (11 AM to 2 PM)  
First Come, First Served

Evening (7 P.M. To 9 P.M.)  
By Appointment

SATURDAY & SUNDAY  
(11 AM to 2 PM)  
By Appointment

SATURDAY & SUNDAY  
evening closed  
For Emergency call the Hospital

सभी पर्चे व रिपोर्ट साथ लायें।

नोट- डॉ० सरोज जब छुट्टी पर होंगी तब उनकी सहयोगी (स्त्री रोग विशेषज्ञ) द्वारा इलाज उपलब्ध होगा।

Mm. Akansha Singh - 26/F.

Dated: 26.4.10

Previous LSCS with cord around neck.

Adv: Crossmatch one unit blood.

- LSCS under GA/LA on 30.4.10
- Admit on 29.4.10.
- Crossmatch one unit blood
- HbsAg Positive carrier pr.

Continue (A) / (B) / (C) as before —  
⇒ T. bact ointment - locally

USG & CD

SLE

LOA

Ant Gr II Placenta

APL 10

CD: (N)

3 weeks delayed concep<sup>n</sup>

2873 gm