

**Index of Aadhar cards, Treatment Papers and Medical Reports of my father
Mr. Sahab Singh and my mother Mrs. Birmala during the period**

Date	Description of Medical Papers	Place of Treatment/Report
Copies of Aadhar Cards of Mr. Sahab Singh and Mrs. Birmala		
27.03.2004	Report of Mrs. Birmala at Escorts Heart Institute and Research Centre, Okhla, New Delhi	New Delhi
05.04.2004	Radiology Report of Mrs. Birmala at Escorts Heart Institute and Research Centre, Okhla, New Delhi	New Delhi
05.04.2004	ECG card and Report	Meerut
09.05.2011	Treatment papers of Mr. Sahab Singh at Escorts Heart Institute and Research Centre, Okhla, New Delhi	New Delhi
05.03.2012	Treatment report of Mrs. Birmala at Dr. Doda's Diagnostic and Health Care Clinic and Treatment at Dr. Piyush Ranjan, Sri Ganga Ram Hospital, New Delhi	New Delhi
09.11.2012	Gastroenterology and Hepatology Report of Mr. Sahab Singh at Indraprastha Hospital, New Delhi and Medical Report of Mr. Sahab Singh	New Delhi
16.11.2012	Treatment report of Mrs. Birmala at Cardiothoracic & Neurosciences, AllIMS, New Delhi	New Delhi
05.01.2013	Treatment Papers, medical reports and Discharge Summary of Mrs. Birmala at Anand Hospital, Garh Road, Meerut	Meerut
14.04.2014	Treatment papers of Mr. Sahab Singh at Escorts Heart Institute and Research Centre, Okhla, New Delhi	New Delhi
23.04.2014	Treatment papers of Mr. Sahab Singh at Escorts Heart Institute and Research Centre, Okhla, New Delhi	New Delhi
23.05.2014	Treatment papers of Mr. Sahab Singh at Escorts Heart Institute and Research Centre, Okhla, New Delhi	New Delhi
26.08.2014	Copy of Bill issued by Fortis Escorts Heart Institute, Okhla, New Delhi	New Delhi
26.08.2014	Report of Mr. Sahab Singh at Escorts Heart Institute and Research Centre, Okhla, New Delhi	New Delhi
27.08.2014	Report of Mrs. Birmala at Escorts Heart Institute and Research Centre, Okhla, New Delhi	New Delhi

07.05.2015	Reports of Ms. Birmala at Dr. Lal Path Labs, Ganga Nagar, Meerut	Meerut
31.05.2016	Treatment Papers of Mrs. Birmala at Medanta Hospital, Guru Gram	Delhi-NCR
06.06.2018	Treatment Report of Mrs. Birmala at Fortis Escorts Heart Institute, New Delhi	New Delhi
06.06.2018	Treatment papers of Mr. Sahab Singh at Escorts Heart Institute and Research Centre, Okhla, New Delhi	New Delhi
12.06.2018	Letter written by Mrs. Birmala to Paramount Health Services (Pvt) Ltd, New Delhi for reimbursement of medical expenses alongwith papers of treatment	New Delhi
19.09.2018	Blood report of Mrs. Birmala at Lalpath Lab, Ganganagar, Meerut	Meerut
17.11.2018	Treatment papers at Shivam Hospital and Heart Centre, Raj Nagar, Ghaziabad	Ghaziabad
06.08.2020	Treatment Papers and medical reports of Mrs. Birmala at the Clinic of Dr. Shashi Maheshwari, Meerut	Meerut
15.05.2021	Report of haematology of Mrs. Birmala at Dr. Akshat Pathlab	Meerut
23.06.2021	Reports of Mr. Sahab Singh at Dr. S. Teotia & Dr. OP Gupta	
26.06.2021	Treatment papers of Mr. Sahab Singh at Indraprastha Hospital, Appolo, New Delhi	New Delhi
27.08.2021	Ultra Sound Reports of whole abdomen of Mr. Sahab Singh	New Delhi
29.06.2021	Gastroentology and Hepatology Report of Mr. Sahab Singh at Indraprastha Hospital, New Delhi	New Delhi
07.07.2021	Pathology reports of Mr Sahab Singh at Indraprastha Hospital, Appolo, New Delhi	New Delhi
19.07.2021	Report of Microbiology of Mr.Sahab Singh at Indraprastha Hospital, Appolo, New Delhi	New Delhi
19.07.2021	Treatment Papers of Mr. Sahab Singh at Dr. Ashish Sabrawal	New Delhi

31.07.2021	Copy of Bill issued by Indraprastha Hospital, Appolo, New Delhi and Aims, New Delhi	New Delhi
01.08.2021	Reports of Mr. Sahab Singh at Yashoda Cancer Hospital, Sanjay Nagar, Ghaziabad	Ghaziabad
23.09.2021	Treatment Papers and medical reports of Mrs. Birmala at the Clinic of Dr. Shashi Maheshwari, Meerut	Meerut
24.09.2021	Medical Reports at Medscope Pathology Lab, W.K. Road, Meerut	Meerut

Napendra Kumar,
Addl. Civil Judge (J.D.)- VII
Gorakhpur



भारत सरकार
Government of India



साहब सिंह
SAHAB SINGH

जन्म तिथि / DOB: 21/01/1945
पुरुष / Male



2916 7166 8547

आधार - आम आदमी का अधिकार



भारत सरकार
Unique Identification Authority of India

पता: S/O. भरत सिंह, हाउस नं
बी-6, मवाना रोड, गंगानगर, मेरठ,
राजपुरा, राजपुरा, मेरठ, उत्तर प्रदेश,
250001

Address: S/O Bharath Singh, House Num
B-6, MAWANA ROAD, GANGANAGAR,
MEERUT, Rajpura, Rajpura, Meerut, Uttar
Pradesh, 250001

2916 7166 8547

1947
1800 300 1947


help@uidai.gov.in


www.uidai.gov.in



Sports
Injuries Institute
and
Research Centre

April 15, 2002

PHONE 925006 925507
FAX 925507
E-MAIL anil@ehirc.com
anil.saxena@ehirc.com

OH-LA ROAD NEW DELHI - 110025 (INDIA)

DR. ANIL SAXENA
M.D. D.R.S. CARDIO
CONSULTANT PHOENOLOGIST

To Whom It May Concern

This is to certify that Mr. Sahab Singh vide EHIRC no : 167065 was admitted on 12th March 2002 as a case of acute pulmonary thrombo embolism. He underwent IVC filter implantation on 12th April 2002. He is being discharged today with advice to continue follow-up. Now he is medically fit to resume his duties.

DR. ANIL SAXENA

IVC FILTER REPORT

NAME	: MR. SAHAB SINGH	AGE/SEX	: 57 Yrs / M
IPDNO	: 106665	REGN No.	: 167065
PTA NO	: 1393	PTA DATE	: 12.04.02

PROCEDURE:-

IVC Filter.

DIAGNOSIS:

Pulmonary thrombo embolism.


ROUTE:

Right femoral vein.

RESULTS:-

PROCEDURAL DETAILS:-

IVC gram done through 6F pigtail catheter & 12F Greenfield IVC filter deployed in infrarenal portion of IVC through Right femoral vein.
Successful deployment of IVC filter.



DR. ATUL MATHUR
MD DM
CONSULTANT CARDIOLOGIST
EHIRC - NEW DELHI



ESCOR'S
HEART INSTITUTE &
RESEARCH CENTRE

Escorts Heart Institute and Research Centre Limited
Okhla Road, New Delhi-110025 India
Phones : 6825000-01 Fax : (11) 6825011
Grams ESCHEARTINS
E-mail : ehirc@vsnl.com
AN ISO 9001 INSTITUTE

DEPARTMENT OF RADIO DIAGNOSIS
AND IMAGING

RADIOLOGY REPORT

Img. No : 17972
Name : Mr. Sahab Singh
Ref :

EHIRC No : 167065
Age/Sex : 57yrs/M
Date : 03/04/2002
HCC.07

SKIAGRAM CHEST AP(SUPINE) VIEW

- Cardiac silhouette appears normal.
- Arch of aorta is unfolded.
- Bilateral hilar vascular prominence.
- Both lung fields clear.
- Both Costo phrenic angles are clear.
- Bony Thoracic cage is normal.
- Right dome of diaphragm appears humped.


Dr. Jyoti Gulati(M.D)
Junior Consultant.



ESCORTS
HEART INSTITUTE &
RESEARCH CENTRE

Okhla Road, New Delhi - 110 025, INDIA
Phones: 26825000, 26825001 Fax: (1 1)26825013
Grams: ESHEARTINS. email: ehirc@vsnl.com
Website: www.ehirc.com
AN ISO 9001 INSTITUTE

Name Ms. Birmita

Age 55 yrs. M F Regn. No. 888370 Regn. Date 27/3/04

Physician Dr. Anil Somana

DATE	
27.03.04	<p>40 chest pain on exertion x 1 month</p> <p>BP - 130/80 mmHg.</p> <p>HT^o BM^o FH CAD^o Smok^o Lipids ?</p> <p><u>ccc</u></p> <p>Adv. Review after investigation</p> <p>Tob Zentel 2 stat ^{1/2 months} (2x daily)</p> <p>Tob Pantocid 40 j _(m)</p> <p>Cap Ferovit 1 BD. -</p> <p>DIGEFLAX 3TSK BD</p> <p><i>Report after 1 month</i></p> <p><i>AS</i> <i>6/4/04</i></p>

Please bring along your medical records on all subsequent visits.
कृपया जब भी हस्टीट्यूट आएँ अपने चिकित्सा संबंधी कागजात साथ लाएँ।



ESCORTS
HEART INSTITUTE &
RESEARCH CENTRE

Escorts Heart Institute and Research Centre Limited
Okhla Road, New Delhi - 110 025 India
Phones : 26825000-01 Fax : (11) 26825013
Grams : ESHHEARTINS
E-mail : ehirc@vsnl.com
AN ISO 9001 INSTITUTE

DEPARTMENT OF RADIO DIAGNOSIS
AND IMAGING

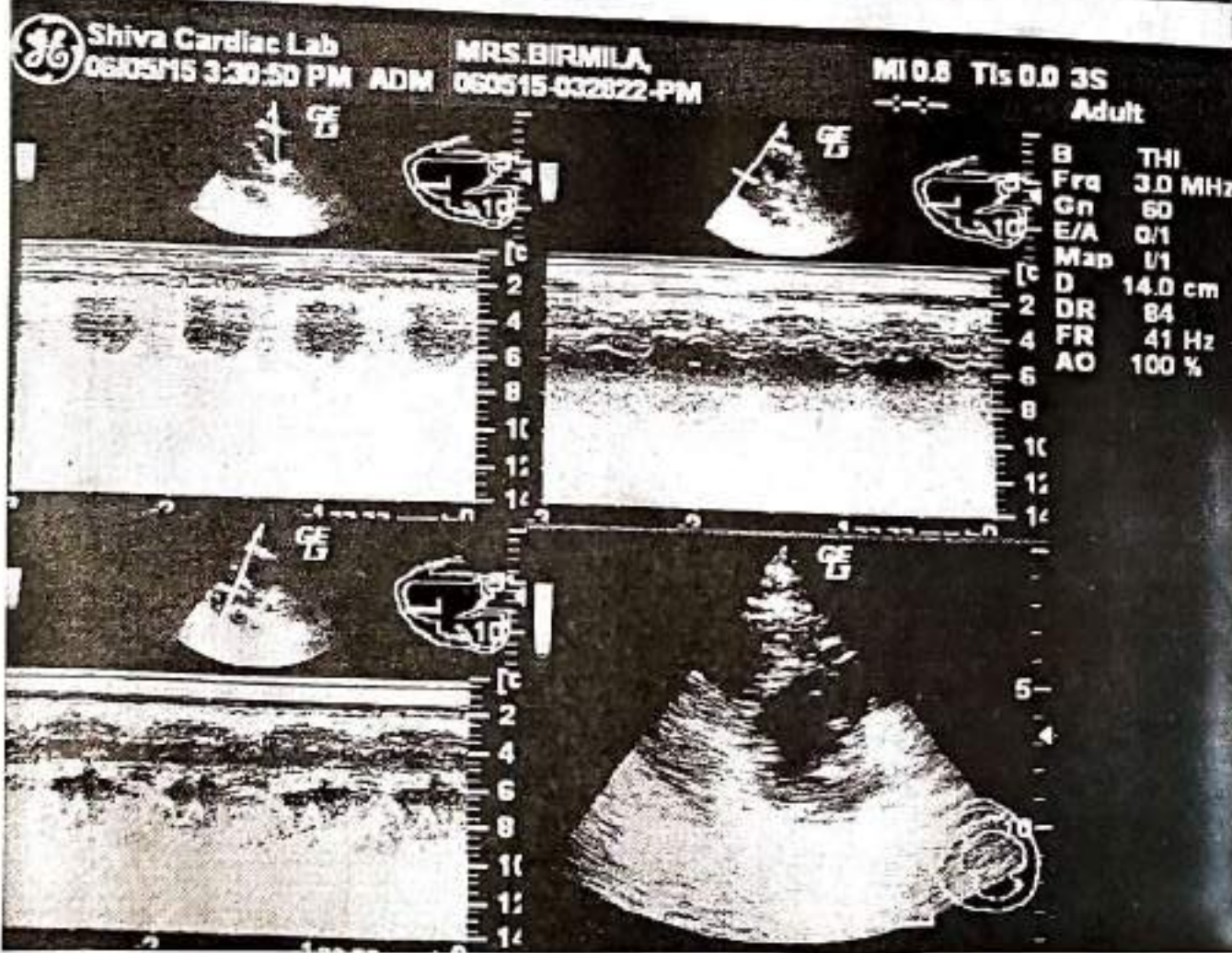
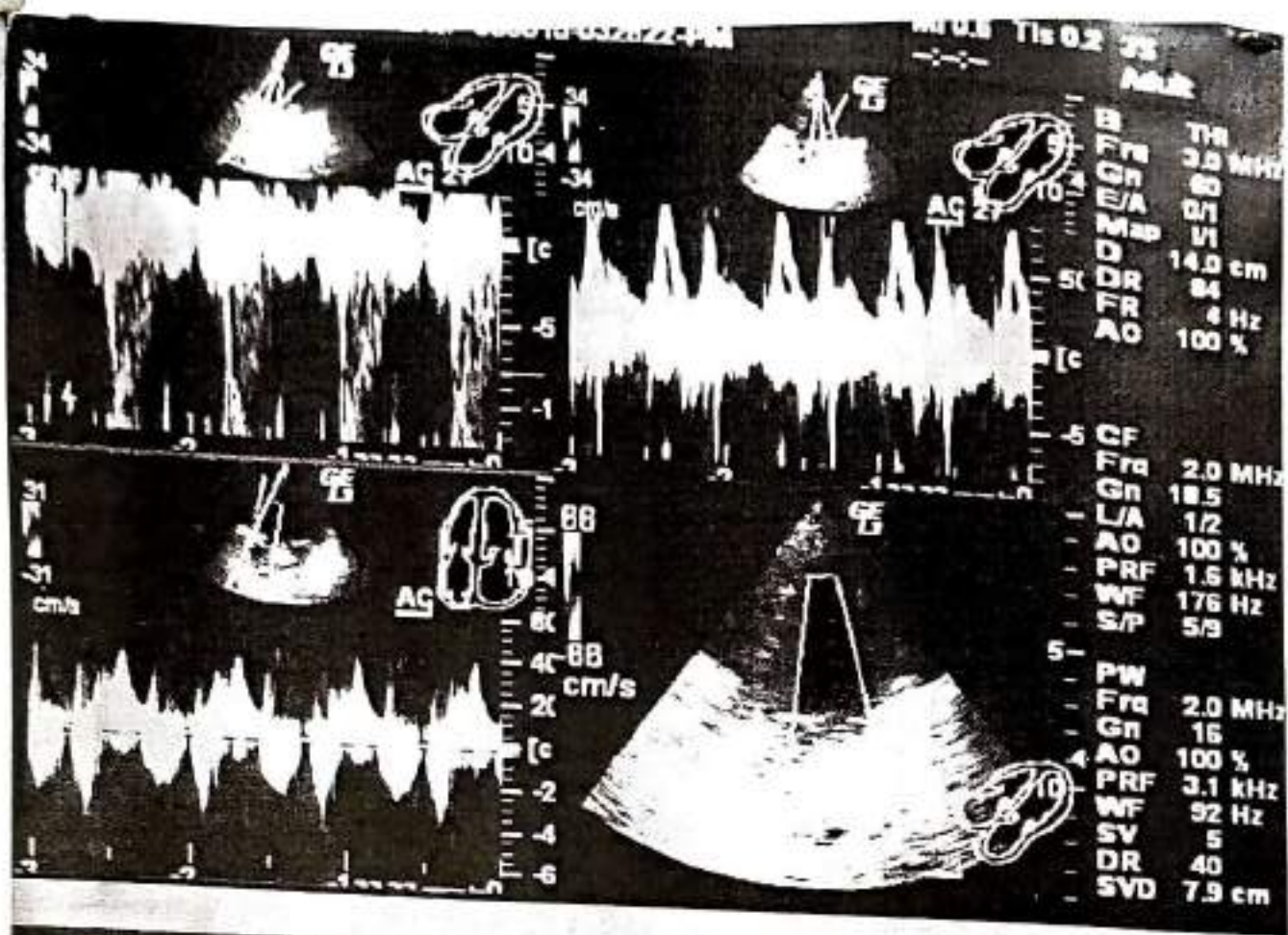
RADIOLOGY REPORT

Image No : 21904 Regn No : 222370
Age / Sex : 55 yrs/Female Name : Mrs. BIRMILA
Request No : Report Date : 05-04-2004

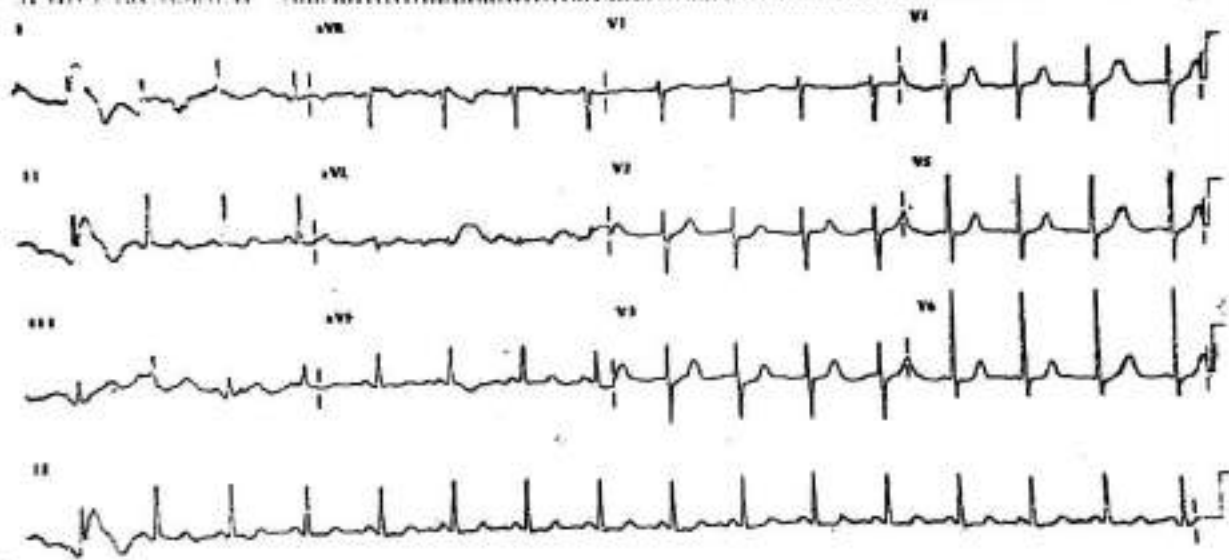
CHEST SKIAGRAM PA VIEW

- Cardiac shape and size is normal.
- Aorta is normal.
- Pulmonary vascularity is normal.
- No lesion of lung parenchyma is seen.
- Bony thoracic cage is normal.
- Domes of diaphragm and costophrenic angles are clear.

DR. RANJU AGARWALA
Junior Consultant



299370 05-04-04 MRS BIRMALA



100 20000-0000 speed: 25 mm/sec 1cm=10 mm/mV Chest: 10 mm/mV

P 30% R S-150 Hz W

41042



Date 9/5/11

Name of Consultant Dr. Anil Saxena

History

A Pulmonary embolism
IVC filter implantation
Haematuria (d/t raised INR)
BEP. (19/4/11)

Clinical Examination

Heart Rate

Blood Pressure

Cardiovascular System Examination

Pt. was admitted in emergency deptt. w/ haematuria (gross) on 16/4/11

Respiratory System Examination

He was found to have raised INR (5.0) on Actrom dose of 3mg od.
↓
Presently stable

General Examination

current INR (09/5/11) → 2.8 on Actrom dose 2mg od

No other complaints

Diagnosis

chest | WAD
CVS

Bp = 120/70 mm Hg
PR = 70/min



Dr. Doda's
DIAGNOSTICS & HEALTHCARE
 ISO 9001: 2008 ACCREDITED

Multi Slice CT, 3D-4D Ultrasonography, Color Doppler, Digital X-Ray, OPG, Mammography, Echo, TMT, Multichannel ECG, Video EEG, EMG, NCV, State of the Art Laboratory

Dr. S.S. Doda, MD, FICRI
 Director

CONSULTANT RADIOLOGISTS

DR. A. JUREJA, MBBS, DNB
 DR. SHALINI JAIN, MBBS
 DR. S.K. PATHAK, MBBS, DMRD, MD
 DR. RAJAN SAHUNJA, MBBS, DNB

PULMONOLOGIST

DR. DEEPAK G. PANDE, MBBS, MD, DNB

CONSULTANT CARDIOLOGISTS

DR. S. DHAWAN, MD, DM
 DR. R.R. HANTRI, MD, DM, DNB
 DR. A. MENTA, MD, DM
 DR. B.S. VIVER, MD, DM
 DR. B. KANDPAL, MD, DM

ANESTHESIOLOGIST

DR. SHASHI P. MITTAL, MBBS, MD

MRS. BIRMALA

60 Yrs.

05/03/2012

MULTI-SLICE CT SCAN OF ABDOMEN & PELVIS - ORAL, RECTAL & I.V. CONTRAST (NON-IONIC)

The liver is smooth in outline. The hepatic parenchyma does not show any obvious focal lesion. The hepatic vasculature appears to be normal.

The gall bladder has uniform wall, without any radio-opaque calculus or soft tissue mass. The intra-hepatic bile ducts are not dilated. The CBD is normal in dimension.

The tail, body and head of the pancreas are normal in size and outline. No pancreatic calcification or ductal dilatation is seen.

The spleen is normal. The adrenals are also normal in configuration.

Both the kidneys are normal in size, outline and attenuation values. No obvious calculus or mass is seen.

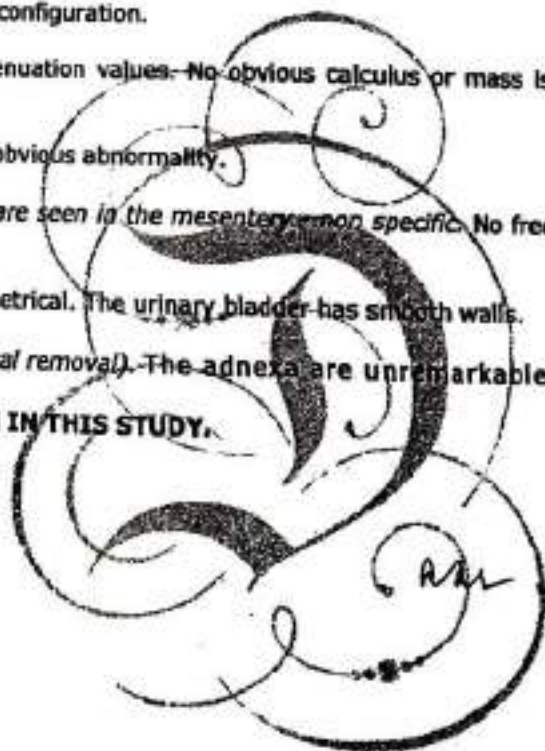
The stomach, small and large bowel do not show any obvious abnormality.

The aorta and IVC show normal outline. *Small nodes are seen in the mesentery, non specific.* No free fluid is present.

The pelvic muscular and vascular structures are symmetrical. The urinary bladder has smooth walls.

The uterus is not seen (consistent with previous surgical removal). The adnexa are unremarkable.

IMPRESSION: NO SPECIFIC PATHOLOGY IS SEEN IN THIS STUDY.



This report is a professional opinion and should be clinically co-related

General



अ० भा० आ० सं० अस्पताल / A.I.I.M.S. HOSPITAL

बहिरंग रोगी विभाग / Out Patient Department

अस्पताल के अन्दर धूमपान मना है / SMOKING PROHIBITED IN HOSPITAL PREMISES



शुक्रवार
Friday

Oh

OPR-6

642 535 / 9/11/12

एक/Unit 2012/013/0015523

विभाग/Dept. Gastroenterology (गैस्ट्रोएंटरोलॉजी)

संज्ञा संख्या / O.P.D. Regn. No. UHID:

नाम/Name	पिता/पुत्र/पत्नी/पति/पुत्री F/S/W/H/D of	लिंग Sex	आयु Age	पता/Address
BIRMILA	W/O : SAHAB SINGH	F महिला	62Y / वर्ष	PH-9873518731, B-6 GANGA NAGAR MEERAT, UTTAR PRADESH

रिपोर्ट/Diagnosis

दिनांक/Date	उपचार/Treatment
<p>Registration Time : 8:00 AM TO 10:30 AM Please visit Gastroenterology counter for room allotment (Second Floor) 09/11/2012 08:56:49 AM</p> <p>1. <u>Lab.</u> LFT Hemoxyf LFT Lyc abd & pelvis Erect Barium X-ray abd & Super during par + S. culture stool for ova cysts ER</p> <p>2. NAD → BAMPT</p>	<p>2 SATO -</p> <p>2. 2nd Normalized RT 1-35</p> <p>2 ental for my 1 star</p> <p>X 3 WTS</p> <p>9/11/12</p>

अंगदान-जीवन का बहुमूल्य उपहार / ORGAN DONATION - A GIFT OF LIFE
 O.R.B.O., AIIMS, 26588360, 26593444, www.orbo.org Helpline - 1060 (24 hrs service)
 बाहर से आने वाले रोगियों के लिए धर्मशाला की सुविधा उपलब्ध है / Dharamshala facility is available for outstation patients

विकिरण नैदानिक विभाग

300 / 40 part

अ० भा० आ० सं०, नई दिल्ली-११००२६

DEPARTMENT OF RADIODIAGNOSIS

A.I.I.M.S., NEW DELHI - 110029

PLAIN X-RAY/CONTRAST STUDIES REQUISITION FORM

Name : Bismile

Age / Sex : 62/F Ref. Deptt. / Unit : EC

Date : 9/11/12

Indoor (Bed No.) / Outdoor/ Casualty

OPD No. / CR No. : 20/205 LMP
00240

Examination Required : Ba MFT.

Clinical History and Examination :

? SAIO.

Clinical / Working Diagnosis :

Blood Urea / S. Creatinine :
Any h / o allergy or asthma :
(for IVU patients only) :

or for surgery.

Signature of Referring Physician / Date :

Consent :

I hereby give consent for the performance of any diagnostic or therapeutic radiological procedure with or without the use of contrast injection and / or sedation. The associated complications and risks have been explained to me.

Signature of Patient / Date :

विकिरण नैदानिक
300 / 40 part

Your appointment is on :

16/11/12

Room No. :

44

Time Slot : 8:30

9:00

9:30

10:00

10:30

11:00

11:30

12:00

12:30

X-Ray No. :

Size / No. of Films :

Date :

Kvp/mAS :

Sign. of Radiographer :

P.T.O.

विकिरण नैदानिक विभाग
 अ० मा० आ० सं०, नई दिल्ली-११००२६
 DEPARTMENT OF RADIODIAGNOSIS
 A.I.I.M.S., NEW DELHI - 110029

Rs 60/- to pay

PLAIN X-RAY/CONTRAST STUDIES REQUISITION FORM

Name: Binnile Age / Sex: 62/f Ref. Deptt. / Unit: REC Date: 9/11/12

Indoor (Bed No.) / Outdoor/ Casualty: _____ OPD No. / CR No. 20/205 LMP: 00710

Examination Required: 1/2 supine ^{erect} during pain

Clinical History and Examination:

? SAIO-

Clinical / Working Diagnosis :

Blood Urea / S. Creatinine :
 Any h / o allergy or asthma :
 (for IVU patients only) :

DULCOLAX- 2 Tab
 &
 CHARCOAL - 6 Tab
 रात को खान खाने के बाद
 ख ख लेनी है।

Signature of Referring Physician / Date :

Dr. for Dr. Sange

Consent :

I hereby give consent for the performance of any diagnostic or therapeutic radiological procedure with or without the use of contrast injection and / or sedation. The associated complications and risks have been explained to me.

Signature of Patient / Date :

73-17587-88
9/11/12

जी०ई० क्लिनिक
 G.E. CLINIC

Your appointment is on :

Room No. : 73

Time Slot : 8:30 9:00 9:30 10:00 10:30 11:00 11:30 12:00 12:30

X-Ray No. :

Size / No. of Films :

Date :

Kvp/mAS :

Sign. of Radiographer :

P.T.O.

47/11/12
6/11/12

हृदय वक्ष एवं तंत्रिका विज्ञान केन्द्र
ब. रो. वि.
अ. भा. आ. सं., नई दिल्ली-११००२९
Cardiothoracic & Neurosciences Centre, O.P.D.
A.I.I.M.S., New Delhi-110029

15

दिनांक
Date

विभाग
Deptt.
ब.रो.वि.सं.
O.P.D. No.

NC 2012/018
/0023339
UHID-20120511326
Date 16/11/2012 Mon, Fri
Name BIRMILA
W/O SHAHAB SINGH
Phone No.
Consultant Room 8
SR Room:

Neurology-1 Charged Rs. 10/-
Neurology
Scr
62Y / F
SR



Registration Time: 8.30 AM - 10.30 AM

- Left Sided Neck Pain x 4-5yr
- Pt Compl of ~~Right~~ Right Strabismic deviation of
- No other sypts
- No h/o of Neurological Sypts

Rx:

Adv
- Ortho Consultation
- XR-CS (AP Lat)

- Tab Tryptomer - 100mg | x 1 week
↓
Tab Tryptomer - 250mg | x 8 week

- Physiotherapy as Adv
- Neck Exercises

8

Anand Hospital

A-1, Damodar Colony, Garh Road, Meerut. Ph. : 0121-2792000, Fax : 0121-2767187

AN ISO 9001 : 2008 CERTIFIED
email : anandnrogdham@gmail.com
www.anandhospital.com

Department of Gastroenterology Discharge Summary

IPD No. : 54722
Name : Mrs. Birmila Age: 62 yrs / F
Address : 6-B, Ganga Nagar Thana Incholi, MRT
DOA : 03.01.2013 DOD: 05.01.2013
Consultant: Dr. Rajesh Kapoor (MS, MCh)

Diagnosis: Sub Acute Intestinal Obstruction.

A 62 years old patient admitted with c/o pain in abdomen, nausea & vomiting,
No h/o jaundice, Inability to pass flatus/faeces.
H/o SAIO in present, BAFT is normal, CT Scan Abdomen is normal.

On Examination:

BP : 160/90 mmHg
Pulse/Rate : 104 / min
R/R : 22 / min
Temp : 98.6° F
Chest : Clear
Abdomen : Distended
Bowel sound : Explorated

Date 14/4/14

Name of Consultant Dr. Anil Saxena



Clinical Examination - Pulmonary embolism

Heart Rate - IVC filter implantation (2012)

Blood Pressure

to severe generalized weakness - 15 days

HB - 4.7 gm/dl

of chest &c clear
WBC 12.2

BP 100/60 mmHg
HR 96/min

Results of Previous Investigations

No h/o malena, hemoptysis.

HB 4.7

INR 2.81

Date 7/14/2014 **11 Iconic Esports**

Name of Consultant Dr. Mark Schauer **11 Iconic Esports**

Clinical Examination

Heart Rate

Blood Pressure 5/9 Low TIRP + TUBES
on 18/14/2014.

Foley removed today

MPR assumed.

Results of Previous Investigations

Asym

- ① TB LEVOPOLON sany x 7 dts.
- ② Review after 1 week for biopsy results.
- ③ Very stark blood typhus.

(4 strum)

Investigation advised

Treatment

R

T. Metalar x 2 25mg qd

T. Stervas 20 mg qd

~~T. Acliam 2mg/2mg/1mg
qd~~

T. Acliam 2mg/2mg/1mg
qd

T. SUPRADYN 120mg
qd

R

Date 21/01/2018

MR Sanku Singh

II Fortis Escorts

Name of Consultant Dr. Collis P Singh

Clinical Examination Normal

Heart Base - sternal/epigastric pain radiating

Blood Pressure is LFT above normal

Spinal revealed to be normal

(of the paravertebral muscle)

demargined in Myofascial Pain

1 day

Results of Previous Investigations

1. Test Metolol (12.5 mg) ± OA

2. Test Atenolol (20 mg) ± OA

3. Test Simvastatin (20 mg) ± OA

✓ 4. Test Aethion no pain nor and no pain Cardiac test in normal

5. Test Paracetamol (20 mg) ± daily

6. Test Folic Acid (5 mg) ± for one

week

7. Test Metformin (500 mg) 1M 1 mg

every month

20/2 month

Investigation Advised

Normal

Treatment

ESR

ESR

ESR

ESR

Dr S P Singh

ESCORTS HEART INSTITUTE AND RESEARCH CENTRE LTD.
BILL CUM RECEIPT

Regn. No. : 00167065 Bill No.: 14/01/RCF4-H13793/Ca/OH050055
Name : MR SAHAB SINGH Date. : 26/08/2014
Sex : M OPD No. : OP01936828
Ref. Doc. : DR. ASHISH SABHARWAL

S.No.	Particulars	Unit	Rate	Amount
1	CONSULTATION UROLOGY	1	600	600
Sub Total :				600
Amount Paid :				600

(Received a sum of Rupees Six Hundred only)

Signature
SUDHIR KUMAR

Payment Details

Sr No	Mode	Particulars	Amount
1	Cash		600
			600



* Individual amounts have been rounded off to the nearest Rupee





IT NA
RED L
E TYI
NAM

PLET
40G
pct
ALL
Sur
FER
Flu
men
gpc
ind
noc
SOC
ISC
SD
JK
br
bs
LC
B
H
E
M
C
I

Dr Lal Path Labs

Regd. Office: National Reference Lab, Dr Lal Path Labs Ltd, Block E, Sector-18, Roza, New Delhi - 110085
Tel: +91-11-3074222 / 3074223 / 3074224 Fax: +91-11-2788-2134 E-mail: lalpathlabs@lalpathlabs.com
Web: www.lalpathlabs.com CIN No.: U99902DL1995PLC266380

LPL - IND APOLLO HOSPITAL (MICRO)
0
DELHI

Name: Mr. SAHAB SINGH APD1.0011272095
Lab No. 157004536 Age: 78 Years Gender: Male
A/c Status: P Ref By: DR APOLLO

Collected: 28/6/2021 1:08:00PM
Received: 28/6/2021 1:32:00PM
Reported: 29/6/2021 4:53:41PM
Report Status: Interim

Test Name	Results	Units	Bio. Ref. Interval
PARIETAL CELL ANTIBODY, SERUM (IFA)			
Parietal Cell Antibody	Positive		
Titre	1:40		

Note: Autoimmune reactivities are not by themselves diagnostic, but must be correlated with other laboratory & clinical findings

Comments

Parietal cell antibodies (APCA) are found predominantly in patients with Pernicious anemia (90%) and Autoimmune gastritis Type A (Chronic atrophic gastritis - 50%). These antibodies have also been found in patients with associated organ specific diseases like Insulin Dependent Diabetes mellitus, Hypothyroidism & Addison's disease. 2-15% of healthy individuals may also show these antibodies in low titres.

Dr. Ajay Gupta
Dr. Ajay Gupta
MD, Pathology
MOO Hematology & Immunohematology
HPL - Dr Lal Path Labs Ltd

Dr. Sanita Khandelwal
Dr. Sanita Khandelwal
MD, Pathology
Consultant Pathologist
Dr Lal Path Labs Ltd

Dr. Sunanda
Dr. Sunanda
MD, Pathology
Consultant Pathologist
Dr Lal Path Labs Ltd

Result/s to follow:
INTRINSIC FACTOR ANTIBODY, SERUM

IMPORTANT INSTRUCTIONS

*Test results released pertain to the specimen submitted. *All test results are dependent on the quality of the sample received by the Laboratory. *Laboratory investigations are only a tool to facilitate in arriving at a diagnosis and should be clinically correlated by the Referring Physician. *Sample repeats are accepted on request of Referring Physician within 7 days post reporting. *Report delivery may be delayed due to unforeseen circumstances. Inconvenience is regretted. *Certain tests may require further testing at additional cost for derivation of exact value. Kindly submit request within 72 hours post reporting. *Test results may show interlaboratory variations. *The Courts/Forum at Delhi shall have exclusive jurisdiction in all disputes/claims concerning the test(s) & or results of test(s). *Test results are not valid for medico legal purposes. *Contact customer care Tel No: +91-11-39665050 for all queries related to test results.
(P) Sample drawn from outside source.



DEPARTMENT OF RADIO DIAGNOSIS
AND IMAGING

ULTRA SOUND REPORT

Name	: MR SAHAB SINGH	Regn No.	: 00167065
Age / sex	: 69 / Male	Date	: 8/26/2014
Episode No	: IP00313905		
Image No	: 14US006769		

ULTRA SOUND KUB

- Post TURP and TURBT.
- Both kidneys are normal in location, size, shape & echotexture. Cortical thickness & corticomedullary differentiation are well maintained. No evidence of hydronephrosis / calculus.
- Right kidney measures 8.8 x 4.3cm.
- Left kidney measures 10.5 x 4.9cm.
- Urinary bladder is normal in contour & capacity. No calculi/filling defect seen. Prevoid volume measures 80ml. Post void residual is 15ml.
- Prostate Post TURP measures 46.7c.c.
- No evidence of free fluid seen in abdomen.

[Signature]
Dr. Ranju Aggarwala
Consultant

NB: 1) Invalid for medico legal purposes. 2) Content of this report is only an opinion, not a diagnosis



DISCHARGE SUMMARY

NAME :	MR SAHAB SINGH	DATE OF ADMISSION :	26/08/2014
SEX :	Male	DATE OF DISCHARGE :	28/08/2014
DOB/AGE :	69 Yrs	REGISTRATION NO	00167065
EPISODE NO	IP00313905		
CONSULTANT :	DR. ASHISH SAIKHARWAL		

FINAL DIAGNOSES :

1. DYSURIA
2. PULMONARY EMBOLISM -IVC FILTER IMPLANTATION DONE -2002
3. POST LASER TURP+TURBT -18-04-2014

HISTORY OF PRESENT ILLNESS :

The patient is normotensive & non-diabetic. He underwent laser TURP+TURBT on 18-04-2014. He presented with complaints of dysuria since 3-4 days. History of pulmonary embolism for which IVC filter implantation done in 2002. He was admitted to FEHI for further evaluation and management.

CLINICAL EXAMINATION :

At the time of admission, the patient's pulse was 56/minute and BP was 100/60 mmHg. General: JVP was normal. No jaundice, pallor, clubbing, cyanosis or edema. CVS: S1, S2 normal. No murmur. Respiratory: Normal breath sounds. No added sounds. Abdomen: No hepatosplenomegaly. CNS: The patient is conscious and oriented to time, place and person. No neurological deficits.

PROCEDURE(S) PERFORMED:

- 1 The Patient underwent Cystoscopy revealed normal study on 27-08-2014

HOSPITAL COURSE :

The patient was admitted with above mentioned complaints and was evaluated both clinically and with proper investigations. The patient underwent Cystoscopy on 27-08-2014 revealed normal study. The procedure was uncomplicated and well tolerated. His general condition at the time of discharge is satisfactory.

DIAGNOSTIC STUDIES:

- 1 ULTRA SOUND KUB 26/08/2014



fortisescorts.in

Email: appointment.escorts@fortisescorts.com
contactus.escorts@fortisescorts.com



NABH Accredited

RATORY REPORT



SRL
Diagnostics

CLIENT CODE : C000021612

CLIENT'S NAME AND ADDRESS :
ESCORTS HEART INSTITUTE AND RESEARCH CENTRE - OKHLA -OPD
(CASH)
OKHLA ROAD - JAMIA NAGAR
NEW DELHI
NEW DELHI 110025
DELHI INDIA
01147134996

SRL LIMITED (Formerly known as Super Radiare Laboratories Limited)
ESCORTS HEART INSTITUTE AND RESEARCH CENTRE LTD, OKHLA
ROAD
OKHLA, 110025
NEW DELHI, INDIA
Tel : 47134972, 47135511, Fax :
CIN - U74899DL1995PLC070603

PATIENT ID : EO-222370

PATIENT NAME : SMT. BIRMELA,

ACCESSION NO : 0057NH013945 AGE : 65 Years SEX : Female

DATE OF BIRTH : 01/02/1949

DRAWN : 27/08/2014 02:04

RECEIVED : 27/08/2014 14:07

REPORTED : 27/08/2014 14:59

CLIENT PATIENT ID : UHID:EO-222370

REFERRING DOCTOR : DR. HEALTH PKG. CLINICIAN

CLINICAL INFORMATION :

UHID-EO-222370 REQNO-3114150096
OPD-OL-FRONT OFFICE - REHAB OPD

Test Report Status	Final	Results	Biological Reference Interval	Units
--------------------	-------	---------	-------------------------------	-------

URINALYSIS

COLOR		PALE YELLOW		
METHOD : DIPSTICK, MICROSCOPY				
APPEARANCE		CLEAR		
METHOD : DIPSTICK, MICROSCOPY				
PH		6.0	4.7 - 7.5	
METHOD : DIPSTICK, MICROSCOPY				
SPECIFIC GRAVITY		1.030	1.003 - 1.035	
METHOD : DIPSTICK, MICROSCOPY				
GLUCOSE		NOT DETECTED	NOT DETECTED	
METHOD : DIPSTICK, MICROSCOPY				
PROTEIN		NOT DETECTED	NOT DETECTED	
METHOD : DIPSTICK, MICROSCOPY				
KETONES		NOT DETECTED	NOT DETECTED	
METHOD : DIPSTICK, MICROSCOPY				
BILIRUBIN		NOT DETECTED	NOT DETECTED	
METHOD : DIPSTICK, MICROSCOPY				
UROBILINOGEN		NORMAL	NORMAL	
METHOD : DIPSTICK, MICROSCOPY				
NITRITE		NOT DETECTED	NOT DETECTED	
METHOD : DIPSTICK, MICROSCOPY				
WBC		2-3	0-5	/HPF
EPITHELIAL CELLS		2-3	0-5	/HPF
RED BLOOD CELLS		NOT DETECTED	NOT DETECTED	/HPF
CASTS		NOT DETECTED	NOT DETECTED	
CRYSTALS		NOT DETECTED		
METHOD : DIPSTICK, MICROSCOPY				
BACTERIA		NOT DETECTED	NOT DETECTED	
METHOD : DIPSTICK, MICROSCOPY				

WRL

****End Of Report****

Please visit www.arworld.com for related Test Information for this accession

Dr. Alka Givra
Dr. Alka Givra, MD
Lab Head

Siddhartha
Dr. Siddhartha Sharma, MD
Pathologist

Dr. Shalee Kapoor
Dr. Shalee Kapoor, MD
Sr. Pathologist

Dr. Deepa Rao
Dr. Deepa Rao
Sr. Biochemist & MRQA

FORTIS ESCORTS HEART INSTITUTE

OKHLA ROAD, NEW DELHI-110065

Tel : 011-47134251 / 47135000

DEPARTMENT OF UROLOGY



Patient Name: Mr. SAHAB SINGH
Registration No: 167065
Age/Sex: 69 Yrs/M


Ref By: DR ASHISH SA BHARWAL
Date: 27-08-2014 11:55:00 AM
Procedure: CYSTOSCOPY

CYSTOSCOPY REPORT

INDICATION : s/p TURBT ON 18/4/2014
ANTERIOR URETHRA : NORMAL
POSTERIOR URETHRA : NORMAL
PROSTATE : BILOBAR, NON OCCLUSIVE
BLADDER : NORMAL, NO STONE, NO
TUMOR, NO CYSTITIS
URETERIC ORIFICES : NORMAL

Impression: CHECK CYSTO-NORMAL REPORT
ADV: REPEAT CYSTOSCOPY AFTER 3
MONTH UNDER SEDATION

Dr. Ashish Sa Bharwal
Consultant Urologist and
Robotic Prostate Surgeon,
Fortis Escorts Hospital, New Delhi, India
M:+919999059016
Website: www.fortisescorts.in



LABORATORY REPORT



SRL
Diagnostics

CLIENT CODE : C000021612

CLIENT'S NAME AND ADDRESS :

ESCORTS HEART INSTITUTE AND RESEARCH CENTRE - OKHLA -OPD
(CASH)
OKHLA ROAD - JAMIA NAGAR
NEW DELHI
NEW DELHI 110025
DELHI INDIA
01147134994

SRL LIMITED (Formerly known as Super Reference Laboratories Limited)
ESCORTS HEART INSTITUTE AND RESEARCH CENTRE LTD, OKHLA
ROAD
OKHLA, 110025
NEW DELHI, INDIA
Tel : 47134972, 47135511, Fax :
CIN - U74899DL1995PLC070603

PATIENT NAME : SMT. BIRMILA .

PATIENT ID : EO-222370

ACCESSION NO : 0057NH019945 AGE : 65 Years SEX : Female

DATE OF BIRTH : 01/02/1949

DRAWN : 27/08/2014 02:04

RECEIVED : 27/08/2014 14:07

REPORTED : 27/08/2014 14:59

REFERRING DOCTOR : DR. HEALTH PKG. CLINICIAN

CLIENT PATIENT ID : UHID:EO-222370

CLINICAL INFORMATION :

UHID-EO-222370 REQNO-1114150096
OPD-DL-FRONT OFFICE - REHAB OPD

Test Report Status	Final	Results	Biological Reference Interval	Units
--------------------	-------	---------	-------------------------------	-------

HAEMATOLOGY

COMPLETE BLOOD COUNT, EDTA WHOLE BLOOD/SMEAR

COMPLETE BLOOD COUNT

RED BLOOD CELL COUNT	4.18	3.8 - 4.8	ml/ μ L
METHOD : HYDRODYNAMIC FOCUSING			
HEMOGLOBIN	8.9	Low 12.0 - 15.0	g/dL
METHOD : SLS METHOD			
HEMATOCRIT	30.7	Low 36 - 46	%
METHOD : SLS METHOD			
MEAN CORPUSCULAR VOL	73.4	Low 83.0 - 101.0	fL
METHOD : CALCULATED PARAMETER			
MEAN CORPUSCULAR HGB.	21.3	Low 27.0 - 32.0	pg
METHOD : CALCULATED PARAMETER			
MEAN CORPUSCULAR HEMOGLOBIN CONCENTRATION	29.0	Low 31.5 - 34.5	g/dL
METHOD : CALCULATED PARAMETER			
RED CELL DISTRIBUTION WIDTH	19.0	High 11.6 - 14.0	%
METHOD : CALCULATED PARAMETER			
PLATELET COUNT	306	150 - 410	thou/ μ L
METHOD : HYDRODYNAMIC FOCUSING			
WHITE BLOOD CELL COUNT	8.8	4.0 - 10.0	thou/ μ L
METHOD : FLOW CYTOMETRY			
WBC DIFFERENTIAL COUNT			
SEGMENTED NEUTROPHILS	71	40 - 80	%
METHOD : FLOW CYTOMETRY			
EOSINOPHILS	3	1 - 6	%
METHOD : FLOW CYTOMETRY			
LYMPHOCYTES	20	20 - 40	%
METHOD : FLOW CYTOMETRY			
MONOCYTES	6	2 - 10	%
METHOD : FLOW CYTOMETRY			

L15 - SHRI KRISHNA
 DIAGNOSTIC CENTRE
 SHOP NO. 8, KARAN PLAZA,
 GANGA NAGAR 9997480006
 MEERUT

(Handwritten Signature)
 (Hon'ble) Brig. Dr. Anand Lal
 M.D.S., D.C.P.
(Handwritten Signature)
 THE HONORARY PROGRAM TO THE PRESIDENT OF INDIA

(Handwritten Signature)
 Dr. Vandana Lal
 M.D. (P), M.P.A.
 Chief of Pathology
 HONORARY MEMBER

Name : Mrs. BIMLA
 Lab No. : 214883471 Age: 64 Years Gender: Female
 A/c Status : P Ref By : Dr SUNEEL SHARMA
 Collected : 7/5/2015 9:10:00AM
 Received : 7/5/2015 12:02:01PM
 Reported : 7/5/2015 6:07:52PM
 Report Status : Final

Test Name	Results	Units	Bio. Ref. Interval
COMPLETE BLOOD COUNT (CBC)			
Hemoglobin	8.70	g/dL	11.50 - 15.00
Packed Cell Volume (PCV)	31.10	%	36.00 - 46.00
RBC Count	4.23	mill/mm ³	3.80 - 4.80
MCV	73.50	fL	80.00 - 100.00
MCH	20.60	pg	27.00 - 32.00
MCHC	28.00	g/dL	32.00 - 35.00
Red Cell Distribution Width (RDW)	18.80	%	11.50 - 14.50
Total Leukocyte Count (TLC)	7.55	thou/mm ³	4.00 - 10.00
Differential Leucocyte Count (DLC)			
Segmented Neutrophils	68.20	%	40.00 - 80.00
Lymphocytes	24.10	%	20.00 - 40.00
Monocytes	5.40	%	2.00 - 10.00
Eosinophils	2.00	%	1.00 - 6.00
Basophils	0.30	%	<2.00
Absolute Leucocyte Count			
Neutrophils	5.15	thou/mm ³	2.00 - 7.00
Lymphocytes	1.82	thou/mm ³	1.00 - 3.00
Monocytes	0.41	thou/mm ³	0.20 - 1.00
Eosinophils	0.15	thou/mm ³	0.02 - 0.50
Basophils	0.02	thou/mm ³	0.01 - 0.10
Platelet Count	333.0	thou/mm ³	150.00 - 450.00

Note

- As per the recommendation of International Council for Standardization in Hematology, the differential leucocyte counts are additionally being reported as absolute numbers of each cell in per unit volume of blood
- Test conducted on EDTA whole blood

Dr. Smruti Ranjan Mishra
MD (Medicine), DM (Gastroenterology)
Senior Consultant - Gastroenterology
sr.uti.mishra@medanta.org
M. No. 011 26107 28429

31/5/16.

Mrs. Bismilla
65 Yr / Fe
MM100901144

Hb - 8.9
iron - 14.

Hysterectomy 25 yrs back.
Pain abdomen
+ vomiting x 20 yrs
No alarming symptoms
o/e - NAD

BP: 150/62
cmHg
P: 90 beats/min
Wt: 61.5 kg

Rt. iliac fossa pain.

- LFT, RFT
- CBC, Diff
- S. iron
- S. vit B12
- TSH
- HbA1c
- CRP
- ESR
- IgA anti tTG
- CEA

CT. enterography.

Urine P/M.

griping
Blood stool
occasional
11/6/16
9.30 am

Rx/

- Tab. Rifaximin (400) 1-1
L D after
- Cap. Prokeptic 1-1
L D after
- Rivac DSR 1 before BK

Dorsos-on SOL

Zental (400) OD 1HS x 2 days 31/5/16.



Medanta - The Medicity
Sector - 38, Gurgaon, Haryana - 122 001, India
+91 124 4141 414 Fax: +91 124 4834 111

Medanta - Mediclinic
E-18, Defence Colony, New Delhi - 110 024
+91 11 4411 4411 Fax: +91 11 2433 1433

Medanta - Mediclinic Cybercity
UG Floor, Building 10C, DLF Cybercity, Phase 3, Gurgaon 122 002
+91 124 4141 472

Regd. Office: Global Health Private Limited, E-18, Defence Colony, New Delhi - 110 024, India Tel: +91 11 4411 4411 Fax: +91 11 2433 1433
Corporate Identity Number - UMS1-NEL3804PC28018
info@medanta.org www.medanta.org

RECEIPT

Phone : 2628096, 2624662, 4197600 (30 Lines)

+ SHIVAM HOSPITAL & HEART CENTRE +

(A Unit of Manu Hospital & Research Centre Pvt. Ltd., Delhi)

R-3/4, RAJ NAGAR, GHAZIABAD
(Opp. Delhi Public School Rly. Crossing, Raj Nagar)

No. 1950

Admission No. 293

Dated 7/6/18

Received with thanks from Mrs. Bismile

Rs. 5000/- Rupees

by Cash/Cheque No. 453

Dated

Drawn on

(Name of Bank)

on account of

Rs. 5000/-

Subject encashment of Cheque
SHHC-27

Delivered
Paid by me
for SHHC



Signature

RECEIPT

Phone : 2628096, 2624662, 4197600 (30 Lines)

+ SHIVAM HOSPITAL & HEART CENTRE +

(A Unit of Manu Hospital & Research Centre Pvt. Ltd., Delhi)

R-3/4, RAJ NAGAR, GHAZIABAD
(Opp. Delhi Public School Rly. Crossing, Raj Nagar)

No. 2000

Admission No. 293

Dated 7/6/18

Received with thanks from Mrs. Bismile

Rs. 5000/- Rupees

by Cash/Cheque No.

by Cash/Slip

Drawn on

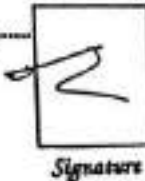
(Name of Bank)

on account of

Rs. 5000/-

Subject encashment of Cheque
SHHC-27

Delivered
Paid by me
for SHHC



Signature

Date 06/06/17

Name of Patient Mrs: Binmala

Reg. No. 222370D

Salient Complaints

c/o AOE - II } since Jan 2018
c/o SOB - II }

History c/o sudden onset chest pain 4 days back c/o pain in both legs
No P/H/O DM, HTN; CAD. c/o pain in neck & back
H/O neck pain in 2016, radiating to
lost shoulder. Pain Score (0-10)

Weight: 61kg Ht: 165cm BP: _____

BMI: Low High Within limits ~ 21

Systemic Examination BP = 140/90 mm Hg. B/L pedal edema (+)

Investigations Advised

RO } NAD
CUS } -

P/H/O heart disease to brother

Tab E. COSSPREN
(daily) 2 HS
Tab atorvast (daily) 2 HS

Treatment Advised

- ECG + Stress Echo
- X-ray Cervical spine AP lateral
- X-ray LS spine AP lateral

Tab Pregaba. M. (daily)
2 HS
Tab Lasix (daily) 1 HR

Impression ? CSA (instable drug)

Abx Echo
Carangia
AT

S. Anwar

Consultant _____



We Support Life

Life Line Blood Bank

(A Unit of Jivan Dayini Charitable Trust, Regd.)
III-B-2, Nehru Nagar, Ghaziabad.Reg. Lic. No. UP/B&BP/2004-07
Phone No. : 0120-2793989
Mobile No. : 99910423110

No. 388

RECEIPT

Dated 07-06-18

Received from Mrs. Birmida
on Account of :-

Time 3:20 PM

Age 67 Sex F

Description	Numbers	Charges / Unit	Amount
Service Charges for :-			
- Whole Blood			
- PRBC (Packed Red Blood Cells) 01 PRBC B4ve	1	1450/-	1450/-
- FFP (Fresh Frozen Plasma)			
- P/C (Platelet Concentrate)			
- Aphaeresis (Jumbo Pack)			
TOTAL CHARGES			1450/-

ब्लड बैंक से रक्त/अवयव सप्लाई के बाद वापिस नहीं होगा।

For Life Line Blood Bank Gzb.



We Support Life

Life Line Blood Bank

(A Unit of Jivan Dayini Charitable Trust, Regd.)
III-B-2, Nehru Nagar, Ghaziabad.Reg. Lic. No. UP/B&BP/2004-07
Phone No. : 0120-2793989
Mobile No. : 99910423110

No. 387

RECEIPT

Dated 07/06/18

Received from Mrs. Birmida
on Account of :-

Time 02:45 PM

Age 67 Sex F

Description	Numbers	Charges / Unit	Amount
Service Charges for :-			
- Whole Blood			
- PRBC (Packed Red Blood Cells) PRBC	02	1450/-	2900/-
- FFP (Fresh Frozen Plasma)			
- P/C (Platelet Concentrate)			
- Aphaeresis (Jumbo Pack)			
TOTAL CHARGES			2900/-

ब्लड बैंक से रक्त/अवयव सप्लाई के बाद वापिस नहीं होगा।

For Life Line Blood Bank Gzb.



We Support Life

Life Line Blood Bank

(A Unit of Jivan Dayini Charitable Trust, Regd.)
III-B-2, Nehru Nagar, Ghaziabad.

Wg. Lic. No. UPB&BP/2004-07
Phone No. : 0120-2793989
Mobile No. : 99910423110

Dated 07-06-18

No. **388**

RECEIPT

Time 3:20 PM

Received from Mrs. Birminda
on Account of :-

Age 67 Sex F

Description	Numbers	Charges / Unit	Amount
Service Charges for :- - Whole Blood - PRBC (Packed Red Blood Cells) <u>01 PRBC Bive</u> - FFP (Fresh Frozen Plasma) - P/C (Platelet Concentrate) - Aphaeresis (Jumbo Pack) <i>paid by me</i> <i>निर्मित</i>	1	1450/-	1450/-
TOTAL CHARGES			1450/-

ब्लड बैंक से रक्त/अवयव सप्लाई के बाद वापिस नहीं होगा।

for me
For Life Line Blood Bank Gzb.



We Support Life

Life Line Blood Bank

(A Unit of Jivan Dayini Charitable Trust, Regd.)
III-B-2, Nehru Nagar, Ghaziabad.

Wg. Lic. No. UPB&BP/2004-07
Phone No. : 0120-2793989
Mobile No. : 99910423110

Dated 07/06/18

No. **387**

RECEIPT

Time 02:45 PM

Received from Mrs. Birminda
on Account of :-

Age 67 Sex F

Description	Numbers	Charges / Unit	Amount
Service Charges for :- - Whole Blood - PRBC (Packed Red Blood Cells) <u>PRBC</u> - FFP (Fresh Frozen Plasma) - P/C (Platelet Concentrate) - Aphaeresis (Jumbo Pack) <i>paid by me</i> <i>निर्मित</i>	02	14.50/-	2900/-
TOTAL CHARGES			2900/-

ब्लड बैंक से रक्त/अवयव सप्लाई के बाद वापिस नहीं होगा।

for me
For Life Line Blood Bank Gzb.

SHIVAM HOSPITAL & HEART CENTRE

(A Unit of Manu Hospital & Research Centre Pvt. Ltd. Delhi)

R-3/4, RAJ NAGAR, GHAZIABAD

Phone: 0120-2825095, 2824052, 4197600 (30 Lines) fax: 2827505

HAEMATOLOGY

UHID No. :- 6868

Admn (IP) No :- 293

Name :- Mrs Birmila

Referred b:- Dr Shalini Agarwal

Lab.No. :- 03

Sample Collection Time :- 06:00 am

Sample Reporting Time :- 08:00 am

Age/Sex :- 67 years/Female

Ward/O.P.D:- 202

Dated :- 09/06/2018

Investigation	Result	Normal	Investigation	Result	Normal
Hb gm. %	11.41	M-14-18 F-12-16	MCH		27-32
PC /cu.mm.		4000-10000	MCHC %		30-32
LC.			Absolute platelet Count Lac/Cu.mm.		1.5-4.0
Erythrocyte %		40-70	Absolute Eosinophil Count/ cu mm		40-440 cu mm
Lymphocyte %		20-45	Prothrombin time		Control 15 Sec
Monocyte %		0-6	INR		1-4
Neutrophil %		1-7	P.T.T.		Control 30 Sec
Basophil %		0-2	M.P		
ESR Mm. 1st hour		M-0-9 F-0-20	Bleeding time		1.5-4 min.
ESR 2nd hour		M-40-54 F-35-47	Clotting time		4-11 min.
ESR 3rd hour		M-4.2-6.5 F-3.5-5.2	Blood Group- ABO		
ESR 4th hour			Rh		
ESR 5th hour			Reticulocyte Count		0-2%

Dr. Nidhi Agarwal, M.B.B.S, DNB (Path)

Dr. Nidhi Agarwal, DNB.
Signature

Dr. Seema Gupta, M.D. (Path)

Signature

AGRAWAL MATERNITY CENTRE

R-12/44, Raj Nagar. (Near ALT Centre), GHAZIABAD - 201 002

☎ 0120-2829496

DR. Shalini Agrawal
M.B.B.S., M.D.
Consultant Obstetrician & Gynaecologist
● SHIVAM HOSPITAL

DR. Atul Kumar Agrawal
M.B.B.S., M.S.
Consultant General & Laproscopic Surgeon
● SHIVAM HOSPITAL
● BHAGWATI UPCHAR KENDRA

Dated 9/16/2018

Ref. No.

"Birmala"
Gyng

100/90

of leucorrhoea

ultra sound
showing

by me

do not show any
markers for bleed
tranquillize

- tas karey jeno
- Threpter

TIMINGS : Morning 10.00 A.M. to 1.00 P.M.
Sunday Evening Closed

Evening 6.00 P.M. to 8.00 P.M.



O. P. D. CARD

SHIVAM HOSPITAL & HEART CENTRE

(A Unit of Manu Hospital and Research Centre Pvt. Ltd. Delhi)
(A Centre for all types of Medical Emergencies round the Clock)

R-3/4, RAJ NAGAR, GHAZIABAD - 201 002

Phone : 0120-2825095, 2824052, 4197600 (30 Lines) Fax : 2827505

UHID No. :- SH- **8944**

Date.....17/11/18

Patient's Name Mrs. Birmila Age / Sex 68yrs / f

Diagnosis

Doctor's Name Dr. Atul K. Agrawal

B.P 150/90

c/o Anaemia & Burning micturition

Rx. plenty of fluid, ↑ Fruits
Cap Rocurap 100 →
Tab Cemeal D3 100 →

Tab Nitrofen 5R 100p
1 BDO x 5 days

Tab Liv 52 DS 100 →
Tab Pantotec DS R 100 }

Atul

Adm
G.R.P } 2 wks
CBC } 2 wks



Dr. Shashi Maheshwari

M.B.B.S., D.G.O.
(Regd. No. : 14923 (U.P.))

Consultant, Obstetrics Gynaecology
Ex Senior Consultant Women Hospital, Meerut

Mobile : 9837271777

Dated : 6/8/2020

Memo
Hypertension
30 yrs

Viznilp
Age: 70yr.

1/10 Thrombocytopenia

Blood sugar (R) 158 mg/dl
Urine complete R-
M-
K-
W-
C-
S-
P-

Prurage 1.
for local
use

tab. Tolonox
slab.
manually

Renalta 1000
TMS

tab oflo 200mg
qd
x 5 day

fasting blood sugar
R-

Blood HbA1c

D-18, Rajendra Puram, Nr. Jain Temple / Opp. Easyday, Divider Road, Ganga Nagar, Meerut.
Time : Morning 10 am to 1 pm (Sunday Closed)



MASTER RESEARCH LAB

(Diagnostics Training Centre)

Blessed by Guru Hari Gobind Charitable Group

D-18, Rajendra Puram, Nr. Jain Temple / Easyday Diviner Road, Ganga Nagar, Meerut.

Ph. : 9634137779, 9450125858

E-mail : singhapur@gmail.com



Regn. No. : 21263 (UPMC)

Patient Name : Mrs VIRMILA	Age : 72 YEARS
Referred By : Dr SHASHI MAHESHWARI MBBS DGO.	Gender : FEMALE
Ref No : 32582	Date : 06/08/2020

HÉMATOLOGY

Test Parameter	Result/Report	Reference	Measuring Units
Haemoglobin	11.5	11.5 - 15.5	g/dL

BIOCHEMISTRY

Test Parameter	Result/Report	Reference	Measuring Units
Blood Glucose Random	153.0	70 - 140	mg/dL

URINE EXAMINATION

Test Parameter	Result/Report	Reference	Measuring Units
Volume	30	15 - 1500	mL
Colour	Light Yellow	Light Yellow	
Deposit	Nil	Nil	
Transparency	Transparent	Transparent	
pH	5.0	5.0	
Protein	++	Nil	
Glucose	Nil	Nil	
Microscopic			
Epithelial Cells	2-4	0-2	/hpf
Leukocytes (Pus cells)	15-3	2-4	/hpf
RBCs	0-2	0-2	/hpf
Cast	Nil	Nil	/hpf
Crystals	Nil	Nil	/hpf
Microbes	Few	Rare	/hpf

Kindly inform soon about clinical correlation with the results.

PATHOLOGIST

Dr Ranjee Singh
MBBS, DCP, MD

TECHNOL I/C

Shubmish
CHECKED BY

* Test values may vary with different lab standards, methods, kits used and other physiological & biological factors.
- The clinical pathological lab tests involve Man-Machine-Computer interface with slight chances of inadvertent discrepancy.

30

रिपोर्ट



dr. akshat's pathology labs

Patent Name : Mr. SHAM SINGH	Log No. : 40
Age/Sex : 77 Yrs. / Male	Date : 15/May/2021
Clinician-In-Charge : Dr.SELF	Sample : BLOOD
Centre : ARJUN	Taken From :

<u>Investigation</u>	<u>Result</u>	<u>Units</u>	<u>Normal-Range</u>
HAEMATODOGY HAEMOGLOBIN	9.0	G4%	12.5 - 16.5

---(END OF REPORT)---

Dr. Pradeep Tyagi
M.B.B.S, M.D
Reg.No.23368

(Overseen by)

Dr. Akshat Tyagi
Dr. Akshat Tyagi
M.B.B.S, Ph.D(Biochem), MD
Reg.No.14193

डा० अक्षत पैथोलोजी लैब्स

An ISO 9001 : 2015 Certified Lab
24 Hrs Open

P.P.S
P.T.D.

DEPARTMENT OF PATHOLOGY

Patient Name	Mr. SAHAB SINGH	Age	76Yr	Gender	Male
UHID	APD1.0011272695	Lab No	ADL1.C2105404	LRN	3348859
W/BNo/RefNo	Discharged	Received on	02-JUL-2021 09:39:56 AM		
Printed on	07-JUL-2021 12:16:13 PM	PatSerNo	DELIP338352		
Reported on	06-JUL-2021 10:58:19 AM	UHID	[REDACTED]		
Ref Doctor	Dr.ASHISH SABHARWAL				

MEDIUM SPECIMEN OTHERS

SURGICAL PATHOLOGY REPORT

Pathology Lab No

S-5048/21

Specimen:

1. Prostate chips 2. Bladder tumor

Clinical Information:

LUTs. Prostatomegaly.

Gross Description

1. Prostatic chips: Multiple grey white chips altogether measure 9 gms. Multiple pieces, 5 blocks, A/E. 1A-1E.
2. Bladder tumor: Multiple grey white tissue pieces altogether measure 1x0.8x0.2 cm. Multiple pieces, 1 block, A/E. 2A.

Microscopic Description:

1. Sections show morphological features of benign prostatic hyperplasia with chronic prostatitis. No malignancy seen.
2. Sections show multiple bits of tumor tissue predominantly comprising of papillary architecture with fibrovascular cores which appear to fuse together. These are lined by urothelial cells with nuclear enlargement and mild nuclear hyperchromasia.
No atypical mitotic figure/necrosis seen.
Lamina propria and deep muscle not included in biopsy, no comment can be made regarding invasion. No lymphovascular emboli seen on tissue provided.

Dr. Sanjay Teotia

M.D. (Medicine)

Consultant Physician & Diabetologist

Date: 23-Jun-2021

Patient Id : 11020

Mobile No. :

Address : GANGA NAGAR Meerut Uttar Pradesh

Patient Name: Mr. SAHÉB SINGH

Age: 72y / Gender: Male

Diagnosis/Provisional Diagnosis : AD, ALLERGIC RHINITIS/BRONCHITIS, DYSPEPSIA, PE (POST IVC FILTER IMPLANTATION) ON TREATMENT

Notes :

Rx :

Name	Dose	Frequency	Instructions	Days
DOXOLIN 400 MG (DOXOPHYLLINE)	1/2 TAB	Two Times a Day	After Breakfast And Dinner	20 Days
✓ ALLERCET M (CETRIZINE 10 MG + MONTELIKAST 10 MG)	1 TAB	Once a Day	At Night After Dinner	20 Days
RABIPLUS D (RABEPRAZOLE 20 MG + DOMPERIDONE 30 MG)	1 CAP	Once a Day	Before Breakfast	20 Days
ORENZ	1 TAB	Once a Day	At Night After Dinner	20 Days
EZEEMAM 5 MG (ESTALOPRAM 5 MG)	1 TAB	Once a Day	At Night After Dinner	20 Days

Investigations: B. SUGAR R, B. UREA, S. CREATININE, S. BIL.- D & ID, SGPT, SGOT, ALK. PO4, HAEMOGRAM GBP, ESR, (CONCESSION PLEASE),

ECHO, (CONCESSION PLEASE)

Next Visit :


(DR. SANJAY TEOTIA)

In Emergency Please Reach :

Murti Nursing Home, Saket, Meerut II Shivam Nursing Home, Shastri Nagar, Meerut
Specialist In : Chest, Heart, Brain, Abdominal Diseases, Thyroid & Diabetes

Clinic: Sri Ram Plaza, Mangal Panday Nagar, Opp. S. B. I. Zonal Office, Garh Road, Meerut. Timings : 8:30 am to 2:00 pm
For Appointment Please Contact @ 9756601050 after 8:15 am and in case of Emergency Please Contact @ 9837100040

SUNDAY CLOSED

PATIENT NAME : Mr. SAHAB SINGH 72 Yrs. / Male LAB REF. NO. : 135002
 REFERRED BY : Dr. SANJAY TEOTIA REGISTERED ON : 24/06/2021 10:44 am
 SAMPLE TYPE : BLOOD, URINE REPORTED ON : 24/06/2021 2:03 pm

TEST NAME	RESULTS	UNITS	REF.-RANGE
-----------	---------	-------	------------

HAEMATOLOGY

COMPLETE BLOOD COUNT (CBC)

HAEMOGLOBIN 6.1 gm/dl 11.5-15.5

(By spectrophotometry on EDTA Blood)

TOTAL LEUCOCYTE COUNT 3300 /cumm 4000-11000

(By Fluorescent Flow Cytometry)

DIFFERENTIAL LEUCOCYTE COUNT(DLC)

(By Fluorescent Flow Cytometry)

Segmented Neutrophils 54 % 40-75

Lymphocytes 38 % 20-45

Eosinophils 06 % 01-06

Monocytes 02 % 02-10

Basophils 00 % 00-01

ABSOLUTE LEUCOCYTE COUNT(ALC)

Absolute Neutrophils 1782 /cumm 2000-7000

Absolute Lymphocytes 1254 /cumm 1000-3000

Absolute Eosinophils 198 /cumm 40-440

Absolute Monocytes 66 /cumm 200-1000

P.C.V./ Haematocrit value 17.3 % 35-55

(By Calculation Method EDTA)

MCV (Mean Corp Volume) 127.2 fl 76-96

(By Calculation Method EDTA)

MCH (Mean Corp Hb) 44.9 pg 27.00-32.00

(By Calculation Method EDTA)

MCHC (Mean Corp Hb Conc) 35.3 g/dl 30.50-34.50

(By Calculation Method EDTA)

(Checked By)

Sonal Dhingra

- Test Values may vary with different lab standards, methods, kits used and other physiological & biological factors.
- The diagnostic pathological lab tests involve Man-Machine-Computer Interface with slight chances of inadvertent discrepancy and should be immediately discussed & alleviated.
- Report purports for patients care and not for medicolegal documents.

PATIENT NAME : Mr. SAHAB SINGH
 REFERRED BY : Dr. SANJAY TEOTIA
 SAMPLE TYPE : BLOOD, URINE

72 Yrs. / Male

LAB REF. NO. : 135002
 REGISTERED ON : 24/06/2021 10:44 am
 REPORTED ON : 24/06/2021 2:09 pm

TEST NAME	RESULTS	UNITS	REF. RANGE
TOTAL R.B.C. COUNT (By Impedence Method EDTA)	1.34	million/cumm	3.5-5.5
RDW (By Calculation Method EDTA)	18.4	%	11.5-14.5
PLATELET COUNT (By Impedence Method EDTA)	0.91	Lacs/cumm	1.50-4.50
MPV (By Calculation Method EDTA)	12.1	f	9.4-12.3
PDW (By Calculation Method EDTA)	14.9	f	8.3-25.0

GENERAL BLOOD PICTURE

RBC- Moderate anisocytosis, mild poikilocytosis, predominant cells are macrocytic admixed few macrovalocytes and elliptocytes.

WBC- Smear show leukopenia hypersegmented polymorphs seen.

PLATELET- Reduced.

OTHER- No hemoparasite seen.

IMPRESSION- Pancytopenia seen.

ADVICE- Serum vit B12 and folic acid levels.

(Checked By)

Sonal Dsingh

- Test Values may vary with different lab standards, methods, kits used and other physiological & biological factors.
- The clinico-pathological lab tests involve Man-Machine-Computer interface with slight chances of inadvertent discrepancy and should be immediately discussed & alleviated.
- Report pur ports for patients care and not for medicalegal documents.

PATIENT NAME : Mr. SAHAB SINGH, 72 Yrs. / Male LAB REF. NO. : 135002
 REFERRED BY : Dr. SANJAY TEOJIA REGISTERED ON : 24/06/2021 10:44 am
 SAMPLE TYPE : BLOOD, URINE REPORTED ON : 24/06/2021 2:03 pm

TEST NAME	RESULTS	UNITS	REF.-RANGE
BIOCHEMISTRY			
BLOOD SUGAR RANDOM	138	mg/dl	70-160
BLOOD UREA	45	mg/dL	10-50
SERUM CREATININE	1.1	mg/dL	0.8-1.2
LIVER PROFILE			
(Spectrophotometry, Indirect ISE)			
SERUM BILIRUBIN		mg/dL	0.30-1.20
TOTAL	0.84	mg/dL	0.00-0.20
DIRECT	0.31	mg/dL	0.20-1.00
INDIRECT	0.53	U/L	0-40
S.G.O.T.	53	U/L	0-45
S.G.P.T.	29	U/L	40-136
SERUM ALKALINE PHOSPHATASE	90		
SERUM PROTEINS		Gm/dL	6.0-8.0
Total Proteins	5.8	Gm/dL	3.5-5.2
Albumin	3.1	Gm/dL	2.5-3.5
Globulin	2.7		1.5-3.0
A : G Ratio	1.15		

COMMENTS-
 Total and direct bilirubin determination in serum is used for the diagnosis, differentiation and follow-up of jaundice. Elevation of SGPT is found in liver and kidney diseases such as infectious or toxic hepatitis, IM and cirrhosis. Organs rich in SGOT are heart, liver and skeletal muscles. When any of these organs are damaged, the serum SGOT level rises in proportion to the severity of damage. Elevation of Alkaline Phosphatase in serum or plasma is found in hepatitis, biliary obstructions, hyperparathyroidism, steatorrhea and bone diseases. Hypoalbuminemia is found in any liver impairment, nephrosis, certain chronic diseases (Rheumatoid arthritis), malnutrition, severe hemorrhage and pregnancy.

Checked By)

Sonal Dingle

PATIENT NAME : Mr. SAHAB SINGH 72 Yrs. / Male LAB REF. NO. : 135002
 REFERRED BY : Dr. SANJAY TEOTIA REGISTERED ON : 24/06/2021 10:44 am
 SAMPLE TYPE : BLOOD, URINE REPORTED ON : 24/06/2021 2:03 pm

TEST NAME	RESULTS	UNITS	REF.-RANGE
-----------	---------	-------	------------

URINE EXAMINATION

URINE EXAMINATION REPORT

PHYSICAL EXAMINATION

Volume	20	ml	
Colour	PALE YELLOW		NIL
Appearance	Clear		
Sediments	Scanty		1.005 - 1.030
Specific Gravity	1.015		4.5 - 8.0
Reaction pH	6.5		

BIOCHEMICAL EXAMINATION

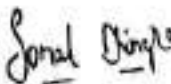
Protein	+		NIL
Sugar	NIL		NIL
Urobilinogen	Normal		NIL
Blood	NIL		NIL
Leucocyte esterase	NIL		NIL
Nitrite	NIL		NIL
Phosphates	Absent		

MICROSCOPIC EXAMINATION

Pus Cells	4-6	/H.P.F.	0-5
Epithelial Cells	2-3	/H.P.F.	0-5
Red Blood Cells	NIL	/H.P.F.	0-2
Crystals	NIL		NIL
Casts	NIL	/L.P.F.	NIL
Amorphous Material	NIL		NIL

---(End of Report)---


(Checked By)



- Test Values may vary with different lab standards, methods, kits used and other physiological & biological factors.
- The clinico pathological lab tests involve Man-Machine-Computer interface with slight chances of inadvertent discrepancy and should be immediately discussed & alleviated.
- Report purports for patients care and not for medicolegal documents.

Dr. Ashish Sabharwal
MBBS, MS, DNB (Urology)
Sr. Consultant - Urologist and Prostate Specialist
Fellowship in Endourology and Robotic Surgery
Jackson Health System, Miami, USA
DMC No.25218



26/6/2021 Mr Sahab Singh.
24/6 C/o Anemia Hb (6g/ml.)
Hb
↳ 6.1

APDI: 0011272695
MR. SAHAB SINGH
Age: 76 Year(s) Year(s)/Male
26 Jun, 2021 11:03:35 AM



Adm
UROFLOWMETRY

- ~~Subst~~ COVID 19 RTPCR TEST
↳ Gene Expert testing
- Admit for evaluation of Anemia.

Adm

For Appointments:
Dr. Ashish Sabharwal Cell : 0091-9999059016

DEPARTMENT OF MICROBIOLOGY

PaSerName	Mr. SAHAB SINGH	Age	75Yr 5Mth 26Days	Gender	Male
UHD	APD1.0011272695	SIN LRK	7694568 \ 3343560		
WBNof/RefNo	2nd Fl T-1 General Ward/2248	Specimen	Serum		
Printed on	04-JUL-2021 09:26:16 AM	Received on	27-JUN-2021 04:24:15 PM		
Reported on	28-JUN-2021 03:54:05 PM	PatSer No.	DELIP335352		
Ref Doctor	Dr.ASHISH SABHARNAL				

UHD



TEST NAME

RESULT

ELISA ANTI NUCLEAR ANTIBODIES/Factor (ANA)

INDEX VALUE

0.09

ANTI-NUCLEAR ANTIBODY :

NEGATIVE

FOR ELISA ANTI NUCLEAR
ANTIBODIES/FACT (ANA)

KIT USED: EUROIMMUN, GERMANY.

NOTE:

POSITIVE: SAMPLE VALUES MORE THAN OR EQUAL TO 1

NEGATIVE: SAMPLE VALUES LESS THAN 1

REMARKS:


THE ELISA TEST CARRIED OUT IS A SCREENING TEST. CLINICAL CORRELATION AND CORRELATION WITH OTHER SEROLOGICAL PARAMETERS AND CONFIRMATORY TESTS ARE REQUIRED BEFORE ARRIVING AT ANY CONCLUSION. PRESENCE OF NON SPECIFIC INTERFERING SUBSTANCES TO BE KEPT IN MIND



The OTP will be sent ONLY to registered phone number of the patient as per hospital records (note patient phone may be different from registered phone)



RADIOLOGY

Patient Details : Mr. SAHAB SINGH | Male | 76Yr 5Mth 26Days
UHID : APD1.0011272695 **Patient Location:** 2nd Flr T-1 General
Patient Identifier: DELIP338352  **Ward/2233**
DRN : 221607589 **Completed on :** 27-JUN-2021 11:39
Ref Doctor : Dr. ASHISH SABHARWAL

ULTRASOUND - WHOLE ABDOMEN

Report ::

The Liver is normal in size and outline. It shows a uniform echopattern. No obvious focal pathology is seen. The intra hepatic biliary passages are not dilated.

The Gall Bladder is normal in size, has normal wall thickness with no evidence of calculi. The CBD appears normal.

The Pancreas is echogenic - suggestive of fatty replacement.

Spleen is normal in size and echogenicity. There is no evidence of collaterals.

Both Kidneys are normal in position, outline and echogenicity. No evidence of calculi or calyceal dilatation is seen on both sides.

Right kidney measures 8.7 cm.

Left kidney measures 9.0 cm.


There is no evidence of ascitis or lymphadenopathy. Both Costophrenic angles show no evidence of pleural effusion.

The Urinary Bladder is partially distended and shows irregular focal thickening involving posterior and postero-lateral wall measuring upto 6 mm.

The Prostate is enlarged in size. Its volume being 49.0 cc.

The Seminal Vesicles are normal.

DEPARTMENT OF MICROBIOLOGY

PatientName	Mr. SAHAB SINGH	Age	76Yr 5Mth 26Days	Gender	Male
UHID	APD1.0011272695	SIN ULRN	7894568 13343560		
W/BNo/RefNo	2nd Fir T-4 General Ward/2249	Specimen	Serum		
Printed on	04-JUL-2021 09:28:16 AM	Received on	27-JUN-2021 04:24:15 PM		
Reported on	28-JUN-2021 03:54:05 PM	PatSer No.	DELIP338352		
Ref Doctor	Dr.ASHISH SABHARWAL				
UHID					

Report Status: Final

* END OF REPORT *

DOB: 01-JAN-1945

PassportNo:

CHECKED BY: 128003
701434


Hena Rani

DR. HENA BUTTA

All Lab results should be correlated clinically. For any unexpected results labs may be contacted.
REPORTS ARE GENERATED ELECTRONICALLY.. Page 2 of 2



DEPARTMENT OF MICROBIOLOGY

Patient Name	Mr. SAHAB SINGH	Age	76Yr 5Mth 26Days	Gender	Male
UNID	APD1 0011272695	SIN/URN	769454913343550	Specimen	Urine
Ward/Room/RefNo	2nd Flr T.I General Ward/2249	Printed on	04-JUL-2021 09:28:35 AM	Received on	27-JUN-2021 01:15:18 PM
Reported on	30-JUN-2021 06:26:48 AM	Ref Doctor	Dr ASHISH SABHARNAL	Patht No.	DELIP338352
UNID					

AEROBIC CULTURE AND SENSITIVITY (URINE)
: (Culture)
Reports(CS)

NO BACTERIA GROWN AFTER AEROBIC INCUBATION .



The OTP will be sent ONLY to registered phone number of the patient as per hospital records (note patient phone may be different from registered phone)

Report Status: Final

* END OF REPORT *

DOB : 01-JAN-1945

Passport Number:

Dr. Swarnista

CHECKED BY 1124147

VERIFIED BY 1177499



BLOOD BANK

Age	76Yr 5Mth 26Days	Gender	Male
PatientName	Mr. SAHAB SINGH		
UHD	APD1.0011272695	SIN UJRN	7624518 13343536
WBNo/RafNo	2nd Flr T-1 General Ward/2249	Specimen	Blood
Printed on	04-JUL-2021 09:27:48 AM	Received on	27-JUN-2021 01:34:49 PM
Reported on	27-JUN-2021 03:38:10 PM	PatSer No.	DELIP338352
Ref Doctor	Dr. ASHISH SABHARWAL		
UHD			

TEST NAME	RESULT
GROUP AND SCREEN : (Micro well Automated Tech By Galileo System-Immucor/S P R C A Technology By Galileo System)	
ABO/Rh	AB Positive
Antibody Screen	Negative



The OTP will be sent ONLY to registered phone number of the patient as per hospital records (note patient phone may be different from registered phone)

Report Status: Final

* END OF REPORT *

CHECKED BY : 1159700
112499

J Philip

JESSY PHILIP
TECHNOLOGIST

All Lab results should be correlated clinically. For any unexpected results labs may be contacted.
REPORTS ARE GENERATED ELECTRONICALLY. Page 1 of 1

DEPARTMENT OF GASTROENTEROLOGY & HEPATOLOGY
INDRAPRASTHA APOLLO HOSPITALS
SARITA VIHAR, NEW DELHI
Tel: 011-71792481/ 011-71792482

Patient Name: Mr. SATHAB SINGH
Registration No: 11272695-2233 Age/Sex: 76 Yrs/M
Diagnosis:

Ref By: DR ASHISH SABHARWAL
Date: 29-06-2021 01:29:21 PM
Procedure: UGI ENDOSCOPY

UPPER GASTROINTESTINAL ENDOSCOPY REPORT

Sedation: Yes
Indication: Anemia under evaluation

Endoscopic Findings:

Oesophagus:

Lax GE junction at 40 cms from the upper incisors. Normal mucosa seen in oesophagus.

Stomach:

Normal mucosa seen in fundus, body and antrum.

Duodenum:

Normal mucosa seen in D1 & D2.

Conclusion:

NORMAL UGI ENDOSCOPY

Complication : Nil
RUT for H.pylori : No
Mucosal Bx : No

DR. VISHAL GARG



Printout

Patient Details

Name : Mr. SAHAB SINGH

UHID/IPID : APD1.0011272695/DELIP338352

Primary Consultant : Dr. ASHISH SABHARWAL

Age/Sex : 76Yr 6Mth 3Days

2nd Flr T-I

Ward/Bed : General Ward/2249

Print Date/Time : 04-07-2021 09:25:14

Mr. SAHAB SINGH - DELIP338362	Range	Unit	26-Jun-21	27-Jun-21	30-Jun-21	01-Jul-21	02-Jul-21
Blood Urea	13 - 43	mg/dl			18 08 42		05 11 45
Serum Creatinine	0.9 - 1.3	mg/dl			18 08 1.2	04 36 1.3	05 11 1.1
Serum Uric acid	3.5 - 7.2	mg/dl			18 08 7.1		05 11 6.1
Serum Na	136 - 145	meq/L			18 08 137	04 36 136	05 11 135
Serum K	3.5 - 5.1	meq/L			18 08 4.3	04 36 4.5	05 11 4.3
Serum Cl	98 - 107	meq/L			18 08 109		05 11 105
Serum Ca	8.8 - 10.2	mg/dl			18 08 8.0		05 11 7.8
Serum Phos	2.5 - 4.5	mg/dl			18 08 2.3		05 11 3.3
LFT - Serum Albumin	3.5 - 5.2	g/dl			18 08 3.5		
Serum homocysteine	5 - 15	umol/L		18 15 66.4			
TSH	0.27 - 4.2	uIU/ml		18 15 5.91			
Serum Iron	49 - 181	ug/dl	19 08 210				
Iron binding capacity	250 - 450	ug/dl	19 08 231				
Serum ferritin	30 - 400	ng/ml	19 08 326				
LFT - L DH	-	IU/L	19 08 3286				
Serum folate	4.6 - 13.7	ng/ml	19 08 2.1				
VIT B12	197 - 866	pg/ml	19 08 94				

Patient Details

Name : Mr. SAHAB SINGH

Age/Sex : 76Yr 6Mth 3Days

2nd Flr T-I

UHID/IPID : APD1.0011272695/DELIP338352

Ward/Bed : General
 Ward/2249

Primary Consultant : Dr. ASHISH SABHARWAL

Print Datetime : 04-07-2021
 09:25:08

Mr. SAHAB SINGH - DELIP338352	Range	Unit	26-Jun-21	27-Jun-21	28-Jun-21	29-Jun-21
Hemoglobin	13 - 17	g/dl	19:04 8.3			04:54 8.0
RBC Count	4.5 - 5.5	Million/cu	19:04 1.38			04:54 2.11
MCV	83 - 101	fL	19:04 131.0			04:54 112.3
MCH	27 - 32	pg	19:04 45.8			04:54 38.0
MCHC	31.5 - 35	g/dl	19:04 35.0			04:54 33.8
Haematocrit	40 - 50	%	19:04 18.1			04:54 23.7
RDW	11.5 - 14.5	%	19:04 20.1			04:54 24.8
WBC Count	4 - 10	10 ⁹ /mm ³	19:04 7.5			04:54 60.9
Neutrophils	40 - 60	%	19:04 82.1			04:54 27.3
Lymphocytes	20 - 40	%	19:04 14.1			04:54 6.3
Monocytes	2 - 10	%	19:04 2.4			04:54 5.3
Eosinophils	1 - 6	%	19:04 1.3			04:54 0.3
Basophils	0 - 1	%	19:04 0.1			04:54 144
Platelets	150 - 410	10 ⁹ /mm ³	19:04 178			
Reticulocytes	0.2 - 2	%	19:04 0.2			
PT Patient		Seconds		18:11 24.8		
Mean Normal PT		Seconds		18:11 11.2		
INR				18:11 2.2		
URINE - colour	1 - 15			12:42 Dark Yellow		
URINE - specific gravity	1.001 - 1.03			12:42 1.010		
URINE - pH	5 - 8			12:42 7.5		
URINE - protein	1 - 15			12:42 Negative		
URINE - glucose	1 - 15			12:42 Negative		
URINE - ketones	1 - 15			12:42 Negative		
URINE - bile pigments	1 - 15			12:42 Negative		
URINE - urobilinogen	1 - 15			12:42 Normal		
URINE - nitrite	1 - 15			12:42 Negative		
URINE - RBC	0 - 2			12:42 Full field		
URINE - WBC	1 - 15			12:42 Occasional		
URINE - crystals	0 - 10			12:42 Nil		
URINE - epithelial cells	0 - 10			12:42 Occasional		
URINE - casts	0 - 10			12:42 Nil		
STOOLS - occult blood				08:40 Negative	09:45 Negative	09:03 Negative
Basophils	0 - 0.1	10 ⁹ /mm ³	19:04 0.0			04:54 0.01
Biological Reference Interval (PT)		Seconds		18:11 10-12.4		
Eosinophils	0.02 - 0.5	10 ⁹ /mm ³	19:04 0.1			04:54 0.18
Lymphocytes	1 - 3	10 ⁹ /mm ³	19:04 1.1			04:54 0.98



Dr. Ashish Sabharwal

MBBS, MS, DNB (Urology)
Sr. Consultant - Urologist and Prostate Specialist
Fellowship in Endourology and Robotic Surgery
Jackson Health System, Miami, USA
DMC No.25218



19/7/2024
1 AM

Mr. Sahab Singh
76y/M/11272695

" Patient seen in EMERGENCY "

- Unable to pass urine since 3 days.
- Pain Abdomen since 6pm on 18/7/2024.
K/clo Bladder tumor ± Enlarged prostate.
S/P TURP + TURBT on 1/7/2024.
Patient was discharged from hospital on 4/7/2024.
Patient was OK for 15 days.
Now unable to pass urine last 3 days.
O/E Bladder Distended.
Foley catheterisation attempted, unable to pass catheter.
Adv
- Urgent Admission.
- Plan Cystoscopy + Urethral Dilatation and Catheterisation under vision under GA ASAP.

For Appointments:

Dr. Ashish Sabharwal Cell : 0091-9999059016

Indraprastha Apollo Hospitals: Sarita Vihar, Delhi-Mathura Road, New Delhi-110076 (India)
Tel: 91-11-26925858, 26925801, E-mail: urodoc2011@gmail.com
Website: www.blueribbonprostateclinic.com
OPD: Gate No. 10, Ground Floor.

Discharge Summary

Dept. of UROLOGY

General Information

UHID	APD1.0011272695	Patient Identifier	DELIP340738
Ward/Bed No	2nd FLOOR TOWER -1, II Floor GW-II, Bed no:5251		
Name	Mr. SAHAB SINGH		
Age	76Yr 6Mth 18Days	Sex	Male
Address	H NO B 6 MAWANA ROAD GANGANAGAR, Meerut, Uttar Pradesh		
Primary Consultant	Dr. ASHISH SABHARWAL MD UROLOGY		
Admission Date	19-Jul-2021		
Discharge Date	20-Jul-2021		
Allergies	Not known allergy		
Diagnosis	----		

Follow up case of prostatomegaly (BPH) and carcinoma bladder (post TURP plus TURBT on 1st July 2021) with acute urinary retention
Anemia (megaloblastic) with (IVC filter in situ)

Present Illness

History of Present Illness


Mr. SAHAB SINGH 76-year-old male presented to Indraprastha Apollo Hospital as follow up case of BPH with carcinoma urinary bladder, post TURP and TURBT on 01.07.2021 with complaint of inability to pass urine since 1 day. Catheterization tried elsewhere but failed. Admitted to Emergency for further management.



India's first Internationally Accredited Hospital
Indraprastha Apollo Hospitals
Sector 15A, Delhi - Mathura Road, New Delhi - 110 016 (INDIA)
Tel: 011- 26525458, 26525801, Fax: 011-11-2623428, Emergency Telephone No.: 1066
Email: assistance@apollohospitalsdelhi.com, Mobile: www.apollohospitals.com
For Online appointment: www.apollo.com

Accredited by Joint Commission International For Online appointment: www.apollo.com

DEPARTMENT OF MICROBIOLOGY

Patient Name	Mr. SAHAB SINGH	Age	76Yr 6Mth 18Days	Gender	Male
UHID	APD1.0011272695	SIN I/RN	7745011 13368225	Specimen	. Swab
WBNo/RefNo	OP	Printed on	19-JUL-2021 07:15:04 AM	Received on	19-JUL-2021 05:21:07 AM
Reported on	19-JUL-2021 07:08:00 AM	PatSer No.	DEL10PP3154325		
Ref Doctor	Dr. CMO ON DUTY				
UHID					

TEST NAME

RESULT

Xpert CBNAAT COVID-19 (SARSCOV-2) Assay

ICMR Registration Number - LSIAH001

VIRAL GENOME

Target E gene (Lineage B-βCoV specific RNA)

NOT DETECTED

Target N2 gene

NOT DETECTED

KIT USED FOR Xpert CBNAAT COVID-19

Xpert Xpress SARS-CoV-2, USA

Note:

The Xpert Xpress SARS-CoV-2 test is a rapid, CBNAAT (Cartridge Based Nucleic Acid Amplification Test) based test intended for the qualitative detection of SARS-CoV-2 nucleic acid. As per manufacturer, the minimum detection limit of the kit has been found to be 250 Copies/ml at 95% CI.

Interpretation:

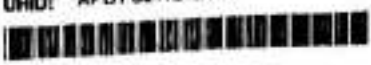


Detected

(Positive) Result for Target E gene and Target N2 gene indicates presence of SARS-CoV-2 specific RNA in patient's sample.

Not Detected

(Negative) Result for Target E gene and Target N2 gene indicates absence of detectable levels of SARS-CoV-2 specific RNA in patient's sample or levels of RNA below detection levels of the assay in patient's sample.

If either of the genes cannot be determined or will give indeterminate results, further testing maybe required using another kit with a different primer and probe.

GSTIN : 07AAACI2398N124		OP Cash Bill -Bill of Supply		Reference No :	
Name : Mr. SAHAB SINGH		Age : 75Yr 6Mth 15Days		UHID: APD1 0011272695	
Father Name : BHARATH SINGH		Sex : Male		 OP Number: DEL10PP3154325 	
Address : H NO B 6 MAWANA ROAD GANGANAGAR Meerut Uttar Pradesh India, CellNo:91-8126684029					
Doctor's Name : Dr. CMO ON DUTY		Specialty : EMERGENCY MEDICINE		Bill No : DEL-OCIS-2852344	
				Date : 19-Jul-21 Time : 4:42:57	
					
Bill Amount: ₹ 4,500.00			FOR APOLLO HOSPITALS		
Amount in words: ₹ Four Thousand Five Hundred Only					
S.No	Service Type/Service Name	Department	Quantity	Amount (INR)	
1	Investigations(9993)				
1	Xpert CBNAAT COVID-19 (SARSCOV-2) Assay	Microbiology	1		4,500.00
		Sub Total			4,500.00
Service Amount :					4,500.00
Total Bill Amount					4,500.00
Final Payment (Cash:4,500.00, NonCash:0.00)					4,500.00
No Tax is Payable on Reverse Charge Basis Receipt Details: Received with thanks sum of ₹ 4,500.00 (CASH) ₹ Four Thousand Five Hundred Only From Mr. SAHAB SINGH					
* Denotes Cancelled Services (P) Denotes Quick Registration					Authorized Signatory
Mr. MANASH PRATIM HAZARIKA Cashier					
Online Payment access- https://pay.apollohospitals.com					

Keep the records carefully and bring them along during your next visit to our hospital

For enquiry & appointments contact: 011-26925801 / 26925856

Indraprastha Apollo hospitals, Baiti Vihar, Delhi-Mathura Road, New Delhi 110 076.
 Phone : +91-11-26925801, 26925856, Fax: +91-11-26823629 Email: assistance@apollohospitalsdelhi.com

DEPOSIT RECEIPT

Uhid : APD1 0011272685	Patient Identifier : DELIP340738	Receipt No : 10373810
Patient Name : Mr. SAHAB SINGH		Receipt Date : 19-Jul-2021 8:59:12 am
Address : H NO 8 & MAWANA ROAD GANGANAGAR Meerut Uttar Pradesh India		
Transaction Type : DEPOSIT		
Transaction Amount : 50,000.00		
Mode Of Payment CASH	Instrument Number	Transaction Amount 50,000.00
Received with Thanks : 50,000.00 Fifty Thousand Only (INR) From Mr. SAHAB SINGH		
Remarks:		
NOTE: All Payments including Dr Fees Should be Paid at Billing Counter Only		

Keep the records carefully and bring them along during your next visit to our hospital

For enquiry & appointments contact : 011-26925801 / 26925853

Indraprastha Apollo hospitals, Sarita Vihar, Delhi-Mathura Road, New Delhi 110 076,
Phone : +91-11-26925801, 26925858, Fax : +91-11-26823829 Email : assistance@apolohospitalsdelhi.com

DEPARTMENT OF MICROBIOLOGY

PatientName	Mr. SAHAB SINGH	Age	76Yr 6Mth 18Days	Gender	Male
UHID	APD1.0011272695	SIN LRN	7745011 \ 3368225		
W/BNo/RefNo	OP	Specimen	Swab		
Printed on	19-JUL-2021 07:15:04 AM	Received on	19-JUL-2021 05:21:07 AM		
Reported on	19-JUL-2021 07:08:00 AM	PatSer No.	DEL10PP3154325		
Ref Doctor	Dr. CMO ON DUTY				

UHID



A Not

Detected (Negative) Result does not exclude the possibility with the infection. If at a later date, suspicion of COVID-19 is strong, a fresh sample for Real Time PCR after a gap of 2-4 days after collection of first sample may be considered.

Please

contact your Physician for necessary action to be taken and to limit the spread of infection.

Clinical


Correlation and Correlation with the history of the patient is required before arriving at any conclusion. Presence of Non-Specific interfering substances during this assay to be kept in mind. Positive results do not rule out bacterial infection or co-infection with other viruses. Please correlate clinically before arriving at any conclusion.

Intermittent shedding of this virus, varying intensity of shedding, time of sampling related to onset of symptoms, mutational capabilities of the virus and individual host differences in viral shedding are known to occur and may give rise to apparent fluctuating positivity and negativity of the results.

Note on Cycle threshold (Ct) values:

As per ICMR Advisory, it is not recommended to rely on numerical Cycle threshold (Ct) values for determining infectiousness of COVID-19 patients and deciding patient management protocols. There are no reliable studies to definitively prove a direct correlation between disease severity / infectiousness and Ct values, as per recommendations of the ICMR Expert Group.

DEPARTMENT OF MICROBIOLOGY

PatientName	Mr SAHAB SINGH	Age	76Yr 6Mth 18Days	Gender	Male
UHID	APD1 0011272695	SIN IRLN	7745011 \ 3368225	Specimen	Swab
WBNo/RefNo	OP	Printed on	19-JUL-2021 07:15:04 AM	Received on	19-JUL-2021 05:21:07 AM
Reported on	19-JUL-2021 07:08:00 AM	PatSer No.	DEL10PP3154325	Ref Doctor	Dr. CMO ON DUTY
UHID					

Comments : SAMPLE IS NEGATIVE FOR SARS-CoV 2 VIRUS GENOME.

Please note that sample was received as oropharyngeal swab and nasopharyngeal swab in viral transport medium.

Please note that the reporting of the test result is based on processing, analysis and interpretation on the sample which has been received in Microbiology laboratory.



The OTP will be sent ONLY to registered phone number of the patient as per hospital records (note patient phone may be different from registered phone)

Report Status:Final

* END OF REPORT *

DOB : 01-JAN-1945

PassportNo:

CHECKED BY : 114793

114793

First Report Printed On : 19-JUL-2021 07:09:34 AM

Dr. Leena Mendiratta

All Lab results should be correlated clinically For any unexpected results labs may be contacted.
REPORTS ARE GENERATED ELECTRONICALLY . Page 3 of 3

Keep the records carefully and bring them along during your next visit to our hospital

Age not entered, assumed to be 60 years old for purpose of ECG interpretation
Sinus rhythm.....normal P axis, V-rate 50-99

Rate 87
PR 185
QRS 87
QTc 383
QTc 473

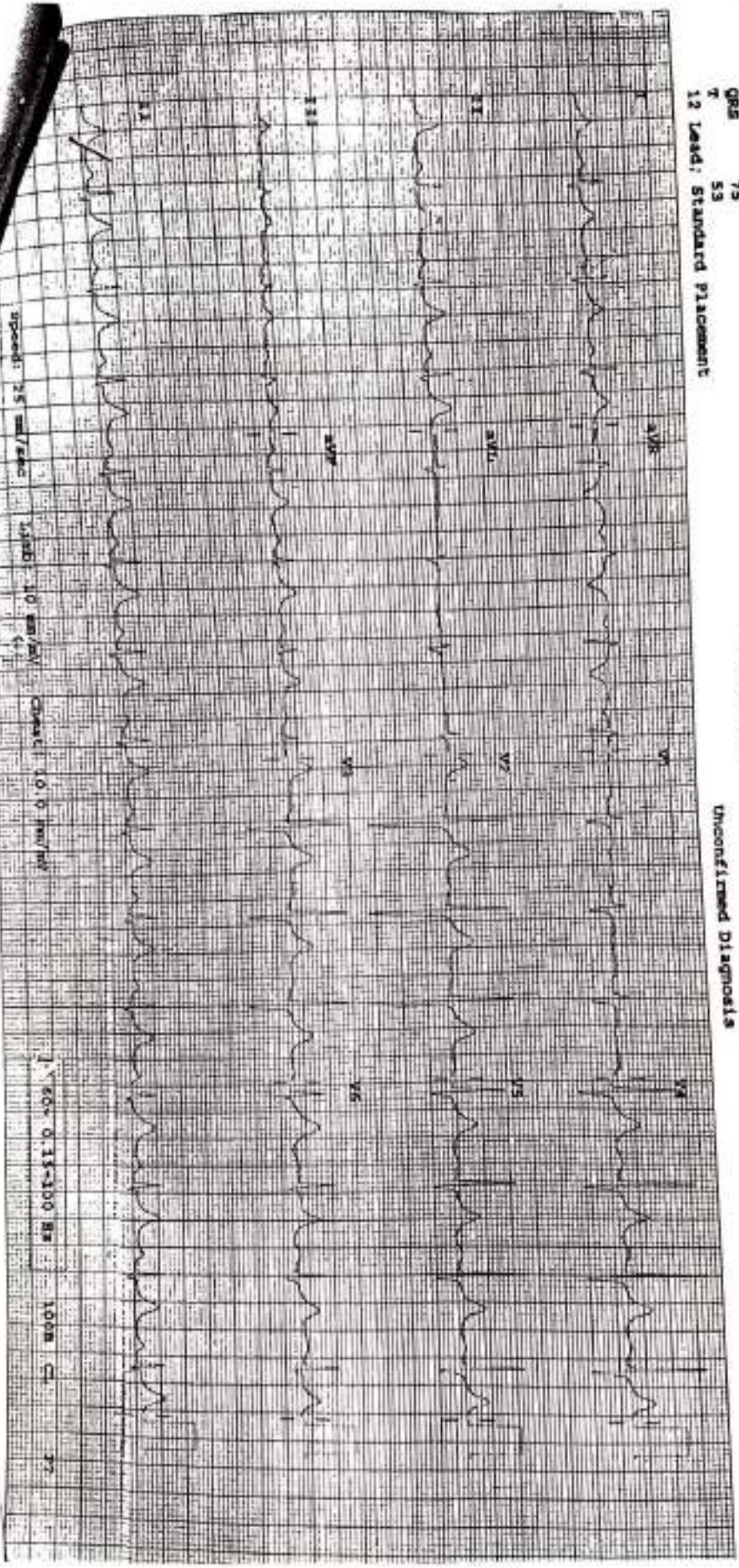
--NRIB--
P 52
QRS 75
T 53
12 Lead: Standard Placement

- NORMAL ECG -

Unconfirmed Diagnosis

STARS / DESIP/ARTS
SABAR SINGH
08/2021 06:41:49 AM
RUMAN ACARWAL

APD108117205 DR
MR. SABAR SINGH
MUNGE INZARDI 06
DR. ANSHUMAN AG



GSTIN : 07AAACI2398N124

OP Cash Bill - Bill of Supply

Reference No :

Name : Mr. SAHAB SINGH Age : 76Yr 6Mth 30Days
Father Name : BHARATH SINGH Sex : Male
Address : H NO B 6 MAWANA ROAD
GANGANAGAR Meerut Uttar Pradesh
India, CellNo.91-8126684029

UHID: APD1.0011272695

OP Number: DEL1OPP3176255

Doctor's Name : Dr. ASHISH SABHARWAL
Speciality : UROLOGY

Bill No : DEL-OC5-2871226

Date : 31-Jul-21 Time : 12:19:07

Bill Amount: ₹. 251.00

FOR APOLLO HOSPITALS

Amount in words: ₹ Two Hundred Fifty-One Only

S.No	Service Type/Service Name	Department	Quantity	Amount (INR)
1	Ward consumables(OT stores)(9993)			
1	GAUZE PACKET	Treatment Room	1	40.00
2	LOX 2% JELLY	Treatment Room	1	31.00
3	TOP NELATON CATHETER NO. (10/12/14/16)	Treatment Room	2	90.00
4	Gloves Powder free	Treatment Room	1	90.00
Sub Total				251.00

Service Amount :

251.00

Total Bill Amount

251.00

Final Payment

(Cash:251.00, NonCash:0.00)

251.00

No Tax is Payable on Reverse Charge Basis

Receipt Details: Received with thanks sum of ₹. 251.00 (CASH)

₹ Two Hundred Fifty-One Only From Mr. SAHAB SINGH

Authorized Signatory

* Denotes Canceled Services

QR Denotes Quick Registration

Ms. Arjati

Cashier

Online Payment access: <http://pay.apollohospitals.com>

Page 1 of 1

Keep the records carefully and bring them along during your next visit to our hospital

For enquiry & appointments contact: 011-26925801 / 26925858

Indraprastha Apollo Hospitals, Saket Vihar, Delhi-Mathura Road, New Delhi 110 076.
Phone : +91-11-26925801, 26925858. Fax : +91-11-26823629 Email : assistance@apollohospitalsdelhi.com

GARGI MEDICAL STORE

R-9/182, RAJ NAGAR,
GHAZIABAD-201002.(U.P.)
Phone : 9871762898

M/s **SUMAN**
KG **DR.KIRAN GARG**

Ph.No.:
GST :

License No. : 39/20/GZB/2005 | 39/21/GZB/2005 TIN No. : 09489004656
E-Mail : KUNWARPALP@GMAIL.COM
GSTIN : 09AGQES376B1ZM

Invoice No. : 10018553 Date : 31-07-2021
Sales Man : Due Date : 31-07-2021

GST INVOICE

Sl.	Qty.	Pack	Product	Batch	Exp.	HSN	MRP	Rate	SGST	CGST	Amount
1.	2:0	1*10	ROSYCAP ASP 20/75 CAP	PABHV10	10/22	3004	157.00	157.00	6.00	6.00	314.00
2.	4:0	1*10	RABEFIT-DSR CAP	SRR-143	11/22	3004	115.00	115.00	6.00	6.00	460.00
3.	0:20	1*30	DOXOLIN TAB	I101404	2/23	3004	95.35	95.35	6.00	6.00	63.57
4.	2:0	1*10	SPIROMONT-A TAB	S2194801B	1/23	30049099	168.00	168.00	6.00	6.00	336.00

HAPPY NEW YEAR 2020

CLASS	TOTAL	SCH.	DISC.	SGST	CGST	TOTAL GST	SUB TOTAL
GST 5.00	0.00	0.00	0.00	0.00	0.00	0.00	1047.83
GST 12.00	1173.57	0.00	0.00	62.87	62.87	125.74	62.87
GST 18.00	0.00	0.00	0.00	0.00	0.00	0.00	0.00
GST 28.00	0.00	0.00	0.00	0.00	0.00	0.00	0.00
TOTAL	1173.57	0.00	0.00	62.87	62.87	125.74	1174.00

Rs. One Thousand One Hundred Seventy Four Only

Per GARGI MEDICAL STORE

Receiver

Terms & Conditions

Goods once sold will not be taken back or exchanged.

Dr. Ashish Sabharwal

MBBS, MS, DNB (Urology)

Sr. Consultant - Urologist and Prostate Specialist

Fellowship in Endourology and Robotic Surgery

Jackson Health System, Miami, USA

DMC No.25218



Accredited by
Joint Commission International



Indraprastha
Apollo
HOSPITALS

31/7/2024

Mr. SAHAB SINGH

764/M

4% Bladder tumor.

S/P OIU on 20/7/2024

Adv

- ① TB. LEVOFLOX 500mg once daily x 3 days
- ② CIC explained using No. 14ch Foley catheter
- ③ Review after 2 weeks
- ④ Xylocaine 2% jelly — ①

h
varma

For Appointments:

Dr. Ashish Sabharwal Cell : 0091-9999059016

Indraprastha Apollo Hospitals: Sarita Vihar, Delhi-Mathura Road, New Delhi-110076 (India)



YASHODA
HOSPITAL & RESEARCH CENTRE



YASHODA
CANCER INSTITUTE
"A unit of Yashoda Nursing Home Pvt. Ltd."



Cash Receipt

Cash Receipt No	: 21-22/8995	Bill No.	: 21-22CA/6245
Req. No.	: 15745	Date/Time	: 01/08/2021 12:36 pm
Name	: Mr. SHABH SINGH	Age/Sex	: 76 Yrs. / Male
Sponsor	: PRIVATE..	Lab. ID	: 60315
Referred By	: Dr.....	Id No	:
Address	: GZB, ,		

Sl.No.	Service Particulars	Units	Amount (Rs.)
1	DRESSING DRESSING CHARGES-SMALL	1	170.00
Total			170.00
Amt Received			170.00

Received with thanks from Mr. SHABH SINGH an amount of (Rupees) one hundred seventy only

(By Cash : 170.00)

Signature
(KARAN BHARTI)

VALUED ADDED SERVICES AT YASHODA PATHOLOGY LABORATORY
Home Sample Collection

- * Kindly call on 08527503013. Our Hospital representative will attend at your address immediately and the reports will be delivered accordingly.
- * Your valued suggestion are always welcome

User: - KARAN BHARTI

Print date : 01/08/2021

Nehru Nagar: IIIrd M, Nehru Nagar,
Ghaziabad ☎ 0120-4182000 ☎ 9810922042

Sanjay Nagar: B1 & B2, Sector 23, Sanjay Nagar
Ghaziabad ☎ 0120-4612000 ☎ 9810709038

www.yashodahealthcare.com info@yashodahealthcare.com

YASHODA



Dr. Shashi Maheshwari

M.B.B.S., D.G.O.

(Regd No.: 14928 (U.P.))

Consultant, Obstetrics & Gynaecology

Ex-Senior Consultant Woman Hospital, Meerut

Mobile : 9837271777

Date 23/9/2021

H/o. Chh. Rajpur

Bismala

Mullwaha

Alkased. 1mw
twice a day

HbA1c - 6.4
Blood sugar & urine sugar near 1348.
Complete urine - f - (pus cells)

Zolan 15mg.
100x2 in
tube daily
Zolcon Powder.

Mean.



00. Zip 200mg mb
x 5 day
Meeri (Hb) 100

2

Shroba sachet
100

00 Geliphe 1mw
x 10 day



MEDSCOPE

PATHOLOGY LAB



147, Vijay Nagar
Opp. R.G. Degree College
W.K. Road, Meerut.
(M) 9634771440, 6398707508
8266950100, 9837988540

Patient Name : Mrs. BRIMILA Reg No. : 32
Age/Sex : 72 Yrs. / FEMALE Date : 24/09/2021 6:11PM
Referred By : Self Reported On : 24/09/2021 6:11PM
Sample By : IPD

REPORT	RESULTS	UNITS	REF.-RANGE
--------	---------	-------	------------

BIOCHEMISTRY

BLOOD SUGAR F.	167.8	mg/dl	70 - 110
----------------	-------	-------	----------

URINE EXAMINATION

URINE EXAMINATION REPORT

PHYSICAL EXAMINATION

Volume	20	ml	
Colour	YELLOW		
Appearance	SLIGHT TURBID		Nil
pH	ALCALIC		
Specific Gravity	1.025		1.025 - 1.035

BIOCHEMICAL EXAMINATION

Sugar	Nil		Nil
Albumin	++		Nil

MICROSCOPIC EXAMINATION

Red Blood Cells	Nil	/H.P.F.	
Pus Cells	5-6	/H.P.F.	
Epithelial Cells	6-8	/H.P.F.	
Crystals	Nil		Nil
Casts	Nil	/H.P.F.	
Bacteria	Nil		
Other	Nil		

---(End of Report)---

CHECKED BY

DR. RANJIT SINGH
M.B.B.S,D.C.P