



अखिल भारतीय चिकित्सा संस्थान
All India



104814585

राष्ट्रीय
चिकित्सा
संस्थान



104814585

एल. ई. ई.
elhi



National Cancer Ins

National Cancer Institute, Jhajjar, Haryana
Clinic No. 5/2019

Dept Reg. 238075

General/रू 0

RADIATION ONCOLOGY
NCI/RADIATION ONCOLOGY
NCI/Unit-1

कमरा/Room: 1

Days: MON, TUE,
WED, THU, FRI, SAT

Name: Mrs.

SANDHYA
W/O KAMLESH KUMAR

48Y /F

PhoneNo: -9758299265



UHID: 104814585

Re-visit Date:-

National Cancer Institute, Jhajjar, Haryana

NCI No. 236350

Reg. Date-09/10/2019

Clinic Oncology Assessment Clinic

Clinic No.

Deptt. NCI
General Rs.10



Name SANDHYA

UHID-104814585


W/O- KAMLESH KUMAR

Sex/Age F/48Y

Phone No. 9758299265

Room BOARD ROOM (Staff Morning)

Address VILLAGE- BASTI, KAMAL SAGAR, MADHUBAN, MAU,
UTTAR PRADESH, INDIA



SANDHYA

मेर

निदान/Diagnosis Ca (L) Breast post BCS+ ALND pT3N3a (+) / (+) / (+)

↓
post 5yc TCH उपचार/Treatment

दिनांक/Date

9/10/19

CID Dr. A. Jha

HT. 154 cm.

WT. 78.2 kg.

BP.

P.

Adv

- Block review
- CBC, LFT, KFT, S. electrolytes
- Viral markers
- ✓ - 2D ECHO

Dr. Mansi SR-RO

13 NOV 2019

Adv

2D Echo LVEF: 60%
(11/11/19)

• T. Anastrozole 1mg OD ✓

• T. Sulfasal 300 BD 0-0

Calcitriol sachet 60k EV once
E milk

• Inf. Zoledronate 4mg/100ml NS) 30min. q 6monthly

• To start CA 8 Transferrin ref 25/11/19

• RT consultation

• Dema Scan. FLV 27/11/19.

Dr. Mansi

15 NOV 2019

Plan: Adjuvant whole Breast RT + SCF

Adv

- Review for CT simulation on 18/11/19
- Physiotherapy opinion.

[Signature]
Dr. Manvi
SR RO

18/11/19

Physiotherapy Notes

Restricted to sh^m ROM - 0-180°
of m^m I.R. restricted
No pain

Physio

- AAROM end of sh^m
- Recs, late stretching end
- ~~key~~ ~~part~~ wall stretched
- sh^m I.F. end & towel
- to be returned

[Signature]
Dr. Manvi

18 NOV 2019

Please register this patient Radiation oncology
with RT. Payment 250 /

[Signature]
18/11/19

Kindly issue file

[Signature]
Vijay Kumar
21/12/19



अखिल भारतीय आयुर्विज्ञान संस्थान, नई दिल्ली
 All India Institute of Medical Sciences, New Delhi
 राष्ट्रीय कैंसर संस्थान, झज्जर
 National Cancer Institute, Jhajjar

S020120154 104814585
 SANDHYA
 E

OPD Ticket

National Cancer Institute, Jhajjar, Haryana
 NCI No. 236350 Re Visit Date-18/11/2019
 Clinic Oncology Assessment Clinic Clinic No.
 Deptt. NCI General Rs.0
 Name SANDHYA UHID-104814585
 W/O- KAMLESH KUMAR Sex/Age F/48Y
 Phone No. 9758299265 Room BOARD ROOM (Shift Morning)



निदान/Diagnosis

Q. Lt Breast p T3 N3 Mo

दिनांक/Date	उपचार/Treatment
27 NOV 2019	ER + / PR + / Her 2+
28 NOV 2019	<p>28/11/19</p> <p>inj Aril 2cc inj</p> <p> </p> <p>inj Pastruzumab 470mg/10NS/60min</p> <p>Adv - T3 T4 TSH</p> <p>- CBC</p> <p>- <u>Estrodiol</u> / LH / FSH</p> <p>- Deep Scan</p> <p>emo Dr. Prashanth G.</p> <p>Adv:- To come on Monday (for post)</p> <p>inj (Dr. Kumar)</p>

Adv:-

Cream Mometasone topically (After 10#)

o PRT

o weekly review

↳ (Not to be applied on R_s Hand)

inly

Dr. Karun
Kanky

12 DEC 2019

Adv

9# Trastuzumab → 19/12/19

Tab Anastrozole 1mg OD → w.c.f 12/12/19

X Tab Shellea 500mg BD


X Sakti Vit D 60,000 once a week x 8 weeks f 16
every month

Inj Zoledronic acid 4mg in 100ml NS iv over 15 min every
6 month

To continue RT

RU → 9/1/2020 c CBC/RFT/LFT

Callu




09 JAN 2020

Go for # 10 Trastuzumab as overleaf

Tab Anastrozole 1mg OD

Tab Shellea 500mg o-o

Review on 30/1/20



Shelala
Sakti



अखिल भारतीय आयुर्विज्ञान संस्थान
All India Institute of
राष्ट्रीय कैंसर
National Cancer Institute

दिल्ली
, New Delhi



National Cancer Institute, Jhajjar, Haryana

NCI No. 236350

Re Visit Date-12/12/2019

Clinic Oncology Assessment Clinic

Clinic No.

Deptt. NCI
General Rs.0



Name SANDHYA

UHID-104814585

W/O- KAMLESH KUMAR

Sex/Age F /48Y

Phone No. 9758299265

Room BOARD ROOM (Shift Morning)


Address VILLAGE- BASTI , KAMAL SAGAR, MADHUBAN, MAU,
UTTAR PRADESH, INDIA

S270720229

104814585



SANDHYA



एक कदम स्वच्छता की ओर

निदान/Diagnosis

Ca- Left Breast (pT₃N₂M₀)(ER+/PR+/Her-2Neu3+).

दिनांक/Date

उपचार/Treatment

3/02/2020

Cycle-11 (Trastuzumab).

↓
Zy. Avil - 2ml i.v.p.

Zy. Trastuzumab - 470mg / swmlNS / over 60 minutes Q 3 weekly.

- Tab. Ameshrodol 4mg/once daily.

⊖ Tab. Shelcal 500mg

⊕ Vit D Sechet 60,000 IU/once weekly x 6 weeks then monthly.


Rx Zy. Zolendroni Acid 4mg/once

- Repeat Echo (24/02/2020 i Echo).

S/2/20
CMK

Vinod Kumar
Seth

27 FEB 2020



→ go ahead with CR = 27/2] trastuzumab.
C13 → 19/3.] as written overleaf

→ Tab Anastrozole 1mg 1tab OD

→ Tab calcium 1tab OD.

→ Vit D sachet 60,000 units monthly

To Review on 9/4/20 with CBC + CRP + RPR

AS

20 MAY 2020

WT = 79kg

Ly: Aril - 2ml iv.β

Ly: Trastuzumab - 630mg / 500ml NS / over 60 minutes (20/05/2020)
(loading dose. ↓ after 3 weeks

- Ly: Zoledronic Acid 4mg / 100ml NS /
30min
& 6 monthly.

470mg / 500ml NS / over 60 mins (10/06/2020)

- Tab. Shideal 5mg
- Vit D 60,000 IU / monthly
- Tab. Anastrozole 1mg / day.

inodhan R/r on 01/07/2020
 - Do - estradiol (Repeat).
 - Dental clearance for Zoledronic Acid.

02 JUL 2020

C# 15 Trastuzumab as above

R/v 0 Dental clearance
TFT
S. Estradiol

C# 15
2/7/20

on 23/7/20

Keene
SAMS



शरीरमाद्यं खलु धर्मसाधनम्

AT


National Cancer Institute, Jhajjar, Haryana
 NCI No. 236350 Re Visit Date-02/07/2020
 Clinic Medical Oncology NCI Clinic No.
 Deptt. MEDICAL ONCOLOGY NCI General Rs.0
 Name SANDHYA UHID-104814585
 W/O- KAMLESH KUMAR Sex/Age F/48Y
 Phone No. 9758299265 Room 1 (Shift Morning)
 Address VILLAGE- BASTI, KAMAL SAGAR, MADHUBAN, MAU,
 UTTAR PRADESH, INDIA



एक कदम स्वच्छता की ओर
पुस्तकें वापस

निदान/Diagnosis CO: Left Breast PT2 N2 M0 (Triple +) RCB → BUNT → 6# 7#


दिनांक/Date	उपचार/Treatment
27 JUL 2020	(in adjuvant treatment + methotrexate) C# 16 Trastuzumab R • Dr. MUC 2 cc NP • Dr. TRASTUZUMAB (470) NP / 500mg MS/15 / 60min
	• 7th Methotrexate (1mg 10 ST) • 7th capecitabine 500mg BID • capecitabine 600mg 4x a day/night 2D ECHO + BIL mammography • physiotherapy, physical exercise
	• 7th. Levamisole 2 tabs 503 (वर्क के लिए)



21 AUG 2020

C#17 today

Co for - C#17 - Translyms



R/w c

→ Mammography

→ dental

→ dental cream for Zometax

- on 28/8/20

~~id~~
62 mo
Dr. author

29 SEP 2020

Flokey's checkup ⊕

(checkup
not known)

File NA

Completed
transferred

- Challey MD

S.FSH - 62.14

(27/8/20)

(postmenopausal)

Plan

add act. Bisphosphonate

Dental scan

Zedshunt
30/9

• 2000mg act (4) mg / 100mg
NS / 10 / 20mg (6) weekly

Recumbent dental desana

28/9/20

Jan 14/21 January 2020

(check km)

• yes Anastrozole (1) mg po qd

• yes calcium 500mg BID

• calcitriol sachet 60,000 IU once/month

Achille
29/9/20

File 4 2 months

15 FEB 2021

(159)

15/2/2021 no complaints
clinically - NAID

Ad

T - Anastrozole 1mg 100

T - Calcium 500mg 1000

Sachet calcitriol 60,000 IU once/month



S131021225

104814585



SANDHYA

भारतीय चिकित्सा संस्थान, नई दिल्ली
of Medical Sciences, New Delhi
कैंसर संस्थान, झज्जर
National Cancer Institute, Jhajjar



S081021259

104814585



SANDHYA



एक कदम स्वच्छता की ओर

National Cancer Institute, Jhajjar, Haryana
NCI No. 236350
Clinic Medical Oncology NCI
Deptt. MEDICAL ONCOLOGY NCI
General Rs.0
Name SANDHYA
W/O- KAMLESH KUMAR
Phone No. 9758299265
Address VILLAGE- BASTI, KAMAL SAGAR, MADHUBAN, MAU,
UTTAR PRADESH, INDIA
Re Visit Date-29/09/2021
Clinic No.
UHID-104814585
Sex/Age F/48
Room 1 (Shift Morning)

National Cancer Institute, Jhajjar, Haryana

निदान/Diagnosis

(a Lt Breast (PT3 N3 Mo). Triple tx.

दिनांक/Date

BC → ALND → उपचार/Treatment

31/10/2021

ADVICE

Mo - (4)

- ① ~~T ANASTRAZOLE 1mg OD~~
- ② T. Shelcal 500mg 1BD -
- ③ Sachet calcitriol. 60,000 IU. once a month

11/4/21
V. N. Mehra
Senior

30/6/21 with CBC/UR/KFT

- ④ 2mg zoledronate 4mg in 100ml NS over 4 DAYCARE into drip

16/7/21

Continue 1 to 4 as above.

Jaw/ku

B/L Mammogram (end of sep)

31/3/21

Breast self exam once monthly; weight reduction

for any new symptoms, review for.

19/6 JUL 2021

MO

13/10/21

od rotacurmg acc (4) mg / 10mg NS (at)
20 mg - 12/10/21

13 OCT 2021

MO

13/10

Zometa
13/10/21

20 OCT 2021

RT

L Tab Anastrozole 1mg OD

L Tab Alendronate 500mg B.D

L Calceon sachet 60K IU monthly

L x/w c DEXA scan, on

L x/w after 4 Months.

nl

27 OCT 2021

RT

S/B SR, RO.

Advice :

Do follow-up on 1.12.2021. with

- CBC/LFT/RFT
- DEXA exam
- 2D-ECHO.

Continue :

TAB. Anastrozole 1mg OD

TAB. Alendronate 500mg BD

Regular arm & shoulder exercises.

15/12/2021

chemo port flush
today

(Dr. Mihir Pareek)



शरीरमाद्यं खलु धर्मसाधनम्

अखिल भारतीय आयुर्विज्ञान संस्थान, नई दिल्ली
All India Institute of Medical Sciences, New Delhi
राष्ट्रीय कैंसर संस्थान, झज्जर
National Cancer Institute, Jhajjar



OPD Ticket

National Cancer Institute, Jhajjar, Haryana

NCI No. 236350

Re Visit Date-15/12/2021

Clinic RADIATION ONCOLOGY NCI

Clinic No. 90/2019

Deptt. RADIATION ONCOLOGY NCI

General Rs.0



Name SANDHYA

UHID-104814585

W/O- KAMLESH KUMAR

Sex/Age F /50Y

Phone No. 9758299265

Room 1 (Shift Morning)

Address VILLAGE- BASTI , KAMAL SAGAR, MADHUBAN, MAU,
UTTAR PRADESH, INDIA

एक कदम स्वच्छता की ओर

निदान/Diagnosis

Ca. (L) Breast

दिनांक/Date

8/2

उपचार/Treatment

15 DEC 2021

RT.

O/E - MED

Adv :- o Medical oncology review
o F/U after 3 months.
(16/3/22)

C/S/B SR MO

①

OT Anastrozole

②

Tab Strical 600 mg OD

③

Calcium lactate 60k IV once monthly

④

F/U on 14/3/22 = CBC/LFT/KFT
Anastro

25



Patient seen in RT Area

Imp: Metastatic disease T0 L2 with
Soft tissue component (max size 6cm)

C/D/W SR-RT

-Adv - ① Pall RT <20 Gy / S# / sd> to
the bone lesion I.V.O impending
Cord compression

② PET-CT (whole body)

28 MAR 2022

MO

1
40

📍 NEAR GARH CHUNGI RAILWAY CROSSING, GARH ROAD, HAPUR - 245101 (U.P.)

☎ Help Line No.: 9759324828, 7500246411, Ambulance No. 9012575218

✉ devnandinihospital2007@gmail.com, devnandinidiagnostic2007@gmail.com

Patient ID:	5335/90	Patient Name:	SANDHYA
Referring Physician:	DR PRAVEEN KUMAR MCH	Age/Sex;	50YRS/FE
Study Date:	17-Mar-2022	Study:	CEMRI LS SPINE

MRI STUDY OF LUMBO-SACRAL SPINE (CONTRAST)

MRI study of Lumbo-Sacral spine was performed using T1W, T2W sagittal and axial, STIR coronal and MR Myelography coronal and sagittal images

FINDINGS

There is a heterogeneously enhancing bone marrow infiltrative lesion with associated soft tissue component is seen involving left lateral aspect of body of L2 vertebra, left pedicle, lamina and transverse process of L2, with extension into the epidural space and left L1-L2 neural foramen. Extension of the soft tissue component is also seen in the posterior paraspinal muscles, left psoas and quadratus lumborum muscles. The lesion shows hypointense signals on T1-weighted images and hyperintense signals on STIR images. Lesion is causing compression over the thecal sac at L2 level with resulting crowding of cauda equina nerve roots. Overall size of the lesion measures 50 x 59 x 68 mm. Thickness of the epidural component measures approximately 9 mm.

Mild posterior disc bulge at L4-L5 and L3-L4 levels without significant spinal canal stenosis. Left extraforaminal disc bulge at L5-S1 level without significant nerve root compression. The conus medullaris terminates at L1 level and the thecal sac terminates at S1-S2 level. The antero-posterior dimensions of the lumbar spine are:

L1-L2 10.0 mm	L2-L3 15.0 mm	L3-L4 15.0 mm	L4-L5 14.0 mm	L5-S1 11.0 mm
---------------	---------------	---------------	---------------	---------------

IMPRESSION

- Heterogeneously enhancing bone marrow infiltrative lesion with associated soft tissue component involving left lateral aspect of body of L2 vertebra, left pedicle, lamina and transverse process of L2, with extension into the epidural space and left L1-L2 neural foramen. Extension of the soft tissue component is also seen in the posterior paraspinal muscles, left psoas and quadratus lumborum muscles – in view of H/O ca breast – possibility of metastatic lesion is likely – histopathological correlation is suggested.


DR. ANKIT CHAUHAN
DNB (RADIOLOGIST)
REG NO. : G- 27553

Disclaimer: It is an online interpretation of medical imaging based on clinical data. All modern machines/procedures have their own limitation. If there is any clinical discrepancy, this investigation may be repeated or reassessed by other tests. Patient's identification in online reporting is not established, so in no way can this report be utilized for any medico legal purpose. Any error in typing should be corrected immediately.

DR. VIMLESH SHARMA
MBBS, MS, FICS, ICMCH, IFUMB

DR. ANUBHAV KIRTIKAR
MBBS, PGDS

DR. SHIVENDRA CHAUDHARI
MBBS, MD, Radio-Diagnosis



अखिल भारतीय आयुर्विज्ञान संस्थान, नई दिल्ली
 All India Institute of Medical Sciences, New Delhi
 राष्ट्रीय कैंसर संस्थान, झज्जर
 National Cancer Institute, Jhajjar



National Cancer Institute, Jhajjar, Haryana
 CI No. 236350 Re Visit Date-12/12/2019
 Clinic Oncology Assessment Clinic Clinic No.
 Dept. NCI
 General Rs. 0
 Name SANDHYA UHID-104814585
 P/O- KAMLESH KUMAR Sex/Age F/48Y
 Phone No. 9758299265 Room BOARD ROOM (Shift Morning)
 Address VILLAGE- BASTI, KAMAL SAGAR, MADHUBAN, MAU,
 UTTAR PRADESH, INDIA



निदान/Diagnosis

Ca Breast

दिनांक/Date	उपचार/Treatment
25/3/2022	<p>Δ in 2019. Sx + BCS + ANS. Chemo 6 # Doctand + Carboplatin. 17 # Trastuzumab. Recid 40 Gy 15# RT to site. + currently on T. Anastrozole.</p> <p>New, 90 - Pain in back, mainly paraspinal area. NRS - 5/10. Tenderness along paraspinal region and left SI joint. Taking - 76. Pan 500 mg TDS and 76. Gabap 800 at night. (Pain relief ~ 50% for 5hr)</p> <p>MRI (12/3/22) → Heterogeneous lesion in soft tissue in left lateral body of L2 vertebra, left pedicle, lamina and transverse process, with extension into epidural space and left L1-L2 neural foramen. Ext into paraspinal muscle, left psoas and quad lumborum.</p>

O/E. Power @ L4 + 5/5. , @ L5 + 3/5.

Sensory intact.

Urinary / bowel pattern normal.

Adv:- 1) Tb. Ultracet 1 tab ^{BD} (1-1)

2) Gabap 300mg ME 1 tab ^{BD} (1-1)

3) Tb. Pan 40 OD.

4) Tb. sera 4mg 1 tab OD x 7 days.
↓
2mg 1 tab OD x 5 days
↓
STOP.

- Radiotherapy opinion for lesion in ball. ^{MSSC.}

- Review in medical oncology.

R/A 10 days.

Parent
of Patient

25/03/2022

RTMO/RT Payment
with STIM
750/RS

25/03/22

CEMRI LS spine → s10 L2 lesion = soft tissue component
= Compressing cord
compression

Adv:-

1) Pall. RT (< 20 Gy / 5# / 1sd)

2) Tab. Dexam 4mg PO OD x 3 days → 4mg PO OD x 3 days
↓

3) Tab. Pantop 40mg PO OD x 15 days (2mg PO OD x 3 days)

physiotherapy opinion
5th floor.

72

28-3-22

122 - 4/100 - 100



L-2

10:00 AM



Radiation Treatment Record

(Patient Record)



National Cancer Institute, Jhajjar, Haryana

NCI No. 236350

Re Visit Date-15/12/2021

Clinic RADIATION ONCOLOGY NCI

Clinic No. 90/2019

Deptt. RADIATION ONCOLOGY NCI

General Rs.0



UHD-104814585

Name SANDHYA

Sex/Age F/50Y

W/O- KAMLESH KUMAR

Phone No. 9758299265

Room 1 (Shift Morning)

Address VILLAGE- BASTI , KAMAL SAGAR, MADHUBAN, MAU, UTTAR PRADESH, INDIA

code here

Ca breast c bone mets

c Impending

cord compression

treating Faculty In-charge: Dr. S. Mallick

Department of Radiation Oncology
National Cancer Institute, Jhajjar
AIIMS, New Delhi-110029
Phone No : 01251-274084



Diagnosis: Cancer

Stage: IV

Intent of Radiation: Curative/Palliative

Dose: 20Gy/5#/5d

**Advice for patients on treatment in case of emergency
to take the medicines as required and rush to the
treating physician OR review room or Nearby hospital
Emergency**

- 1) In case of nausea or vomiting- Tab/Inj: Ondasetron 8 mg PO
- 2) In case of fever: Tab Paracetamol 500 mg PO
- 3) In case of bleeding: Tab Tranexamic acid 500 mg PO
- 4) In case of server headache (Brain tumor patients only): Tab Dexamethasine 4 mg PO along with Tab Pantoprazole 40 mg
- 5) These medicines are for immediate relief only and patients should take opinion from physician perferably

Daily Radiation Record

Fr. No	Date	Sign	Next Appt Dose		Fr. No	Date	Sign	Next Appt
1	26/3/22	<i>(Signature)</i>	400mg		20			
2	28/3/22	<i>(Signature)</i>	800mg		21			
3	29/3/22	<i>(Signature)</i>	1200mg		22			
4	30/3/22	<i>(Signature)</i>	1600mg		23			
5	31/3/22	<i>(Signature)</i>	2000mg		24			
6					25			
7					26			
8					27			
9					28			
10					29			
11					30			
12					31			
13					32			
14					33			
15					34			
16					35			
17					36			
18					37			
19					38			

Specific Notice by Technologist:



अखिल भारतीय आयुर्विज्ञान संस्थान, नई दिल्ली
 All India Institute of Medical Sciences, New Delhi
 राष्ट्रीय कैंसर संस्थान, झज्जर
 National Cancer Institute



National Cancer Institute, Jhajjar, Haryana

CI No. 236350

Re Visit Date-12/12/2019

Clinic Oncology Assessment Clinic

Clinic No.

apt. NCI
 eneral Rs.0



ame SANDHYA

UHID-104814585

//O- KAMLESH KUMAR

Sex/Age F/48Y

hone No. 9758299265

Room BOARD ROOM (Shift Morning)

ddress VILLAGE-BASTI, KAMAL SAGAR, MADHUBAN, MAU,
 TTAR PRADESH, INDIA

E050422092

104814585

SANDHYA



एक कदम स्वच्छता की ओर

p73N3Wo 7CH → Tro (Lyc, A2)

Wt = 84kg

HT = 154cm

BST = 1.9m²

निदान/Diagnosis

Relapsed Triple @ Co Breast → TFI (10mths) - Bone disease.

दिनांक/Date

उपचार/Treatment

28/03/2022

Weekly Paclitaxel (Domy/m) + Trastuzumab wk-1 (29/3) GPR
 wk-2 (05/04/2022) - ch...

Ly: Dexa - 8mg + Ly: Anal - 2ml + Ly: Ranitac 50mg / 100ml NS / 30 minutes

Ly: Paclitaxel - 150mg / 250ml NS / 1 hour. } & wkly.

Ly: Anal - 2ml ivp

Ly: Trastuzumab - 670mg / 500ml NS / 1 hour } weekly dose

↓ After 3 weeks.

Ly: Trastuzumab - 500mg / 500ml NS / 1 hour.

Wk 3 only pack
 13/4/22

Tab. Skeletal 500mg

Vit D Sachet 60,000 / mthly

Ly: Zoledronic Acid 4mg / 100ml NS / 30 minutes & 3mthly

in other R. on 05/04/2022
 CBC

PERC.

F 5 APR 2022

clinically stable.

- wk- 3 (13/04) - Only Pacli
- wk- 4 (19/04) - Pacli + Trast
- wk- 5 (26/04) - Pacli

check CBC.

pro
 wk 4
 TH 19/4
 Mynouch Antal 1-1-1

29/4
 wk 5
 CE

R/v on 04/05/2022 c CBC/RP/20
 unadvised. 9:00-12:00
 (11)

4 MAY 2022

MO

- clinically well
- wk- 6 (04/05) - Pacli
- wk- 7 (11/05) - Pacli + Trast
- wk- 8 (18/05) - Pacli
- wk- 9 (25/5) - Pacli

R/v on 01/06/2022 c CBC
 unadvised
 check CBC

11/6/22
 no - 16 110am to 11pm

wk #9
 25/5/22

18/5/22
 8
 28

1/6/22
 Add
 wk #11 8/6/22
 CBC

wk #10 + Herceptin 01/06/22
 & wk #11 (8/6) & wk #12 (15/6)
 CBC

PET CT

22/6/22
 CBC

wk #12 15/6/22
 Del

32
 10/00 Am

22/6

go ahead c wk 13

22 JUN 2022

MO

Pacli + trastuzumab

wk 14 on 29/6 - check CBC

F/U c CBC/KFT/LFT & PET report 6/7

Chemopost needle

Kauu

80 6-7-22
 2:00 to 5:00 PM

CAREN
 wk #13 Pacli + Herceptin 27/6/22



www.ais-ov.in
 अखिल भारतीय आयुर्विज्ञान संस्थान, नई दिल्ली
 All India Institute of Medical Sciences, New Delhi
 राष्ट्रीय कैंसर संस्थान, झज्जर
 National Cancer Institute, Jhajjar



National Cancer Institute, Jhajjar, Haryana
 NCI No. 236350 Re Visit Date-04/05/2022
 Clinic Medical Oncology NCI Clinic No.
 Deptt. MEDICAL ONCOLOGY NCI
 General Rs.0
 Name SANDHYA UHID-104814585
 W/O- KAMLESH KUMAR Sex/Age F/50Y
 Phone No. 9758299265 Room 1 (Shift Morning)
 Address VILLAGE- BASTI, KAMAL SAGAR, MADHUBAN, MAU,
 UTTAR PRADESH, INDIA



एक कदम स्वच्छता की ओर

DM2
 H2N

निदान/Diagnosis

Reopen NCC P1 TH - (1 week #147)

दिनांक/Date

उपचार/Treatment

USG guided (R) supraclav LNBx
 soft tissue a/w L2 lesion

IPD

19/09/22
 2/8/22

6/4/20

M0
 2

103
 2100

F/U 11/7/22
 Kaw.

11/7/22
 M0

Tab. Lopotimils (250mg)
 5 tabs/daily (empty stomach)

OPN
 8/8/22

Tab. Capecitabine (500mg)
 3 tab (2100) } खाने के बाद
 4 tab (2100) } (Day 1-14 Am
 15 -> 220 off

4-6 Imodium Capecitabine
 1-3 1-1-1 ✓
 4-6 1-1-1-1 ✓

>6 times 00 (2x 200) X
 1 tab 4/11/22

R/O on 29/08/2022
 CBC/RF7
 1000

mo

Mild HFS grade 2.
Start cycle - 2nd.

R/O on 19/09/2022 C
CBC

unstable

(23)

8:30 AM

19/9/22

Heartbeat fluct - Jangley

C#3 top + cap central line

- Mean systolic
blood

19/9/22
dehydrated
19/9/22

rehydration acc (9) 10/10/22
10/10/22

92 mmHg

7ch calens same B/D

caloric sacchar 60,000 w/ acid metab

- 7ch. PCM (50) 10/10/22

- 7ch = 3 weeks of ABCD/1/1/1

30 mmHg

10-10-22

(55) 11 AM

C#4 top + cap

PI repair or artery

10/10/22

MO

10/10/22 { 10.10.22 }
rehydration acc (9) 10/10/22

= 7ch - calens same B/D

caloric sacchar 60,000 w/ acid metab

2 Depressive symptoms

3/10/22 11:00

- D/11/10/22

First 3 weeks

CPCT company

Ref to Psychiatry OTD, Wednesday 10/10/22



आखिल भारतीय आयुर्विज्ञान संस्थान, नई दिल्ली
 All India Institute of Medical Sciences, New Delhi
 राष्ट्रीय कैंसर संस्थान, झज्जर
 National Cancer Institute, Jhajjar



National Cancer Institute, Jhajjar, Haryana

ICI No. 236350

Re Visit Date-04/05/2022

Clinic Medical Oncology NCI

Clinic No.

Department. MEDICAL ONCOLOGY NCI



General Rs.0

Name SANDHYA

UHID-104814585

V/O- KAMLESH KUMAR

Sex/Age F /50Y

Phone No. 9758299265

Room 1 (Shift Morning)

Address VILLAGE- BASTI, KAMAL SAGAR, MADHUBAN, MAU,

UTTAR PRADESH, INDIA



एक कदम स्वच्छता की ओर

निदान/Diagnosis

MBC - P WK # 12 FH - PD

दिनांक/Date

उपचार/Treatment

Rx

31 OCT 2022

MU

Go for CT# 5 Lap/cape -

Tab lapatinib 1250 mg OD

Tab Capemab 500 mg

3 tab (M) } D1-14 7d off
 4 tab (E) }

Cap gmonoduin 2mg po sos -

Tab sheral 500 mg OD

Sachet caureal 60k U/monit

2mg roledronate 4mg/100ml NSI 1/2h
 (q 3month)



अखिल भारतीय आयुर्विज्ञान संस्थान, नई दिल्ली
All India Institute of Medical Sciences, New Delhi
 राष्ट्रीय कैंसर संस्थान, झज्जर
National Cancer Institute, Jhajjar



National Cancer Institute, Jhajjar, Haryana

ICI No. 236350

Re Visit Date-04/05/2022

Clinic Medical Oncology NCI

Clinic No.

Deptt. MEDICAL ONCOLOGY NCI
 General Rs.0



Name SANDHYA

UHID-104814585

V/O- KAMLESH KUMAR

Sex/Age F/50Y

Phone No. 9758299265

Room 1 (Shift Morning)

Address VILLAGE- BASTI, KAMAL SAGAR, MADHUBAN, MAU,
 UTTAR PRADESH, INDIA



एक कदम स्वच्छता की ओर

निदान/Diagnosis

MBC - P | WK # 12 FH - PD

दिनांक/Date

उपचार/Treatment

31 OCT 2022

MC

Rx
 Go for C# 5 Lap/ Cape -

- Tab Lapatinib 1250 mg OD

- Tab Capelinib 500 mg

3 tab (M)

4 tab (E)

DI-14 | 7d off

9:45
 R/V -

21/11/22 c

CBC/CFR R/T

Cap Gmonodum 2mg p/o sos -

- Tab shekel 500 mg OD

- Sachet Calcein 60 k U/monit

- Inf roledronate 4mg / 100 mL NSI / 2h
 (q 3month)

Handwritten signature/initials

21 NOV 2022

MO

Tab. Lapetinib - 4 tabs/daily

Tab. Cepecelbino [3 tabs } Day 1-14 on
[3 tabs. } 15-21 off

Rest seen

R/v on 12/12/2022 @ CBC/PT

under 37 9 am