

# Shroff Eye Centre

a vision of excellence



## SHROFF EYE CARE SYSTEM

• 508, K.M. Trade Tower  
Radisson Blu Hotel, Sector-14  
Kashmere, Gurgaon-201010  
Ph. : +91-120-44 10000  
+91-9270203000  
www.shroffeyecentre.com

• A-8, Kalkaji Colony  
New Delhi-110 048  
Ph. : 41833000, 29231298,  
29233298  
Fax : 29244736, 29237428

• 105, Surya Kishan Building  
19, Kirti Chandra Marg  
New Delhi - 110 001  
Ph. : 41810000, 23313385,  
23336900

ISO 9001:2008 CERTIFIED

• 110 Basmah Chambers  
B-Block, South West Link  
Phase-1, Gurgaon-122 002  
Ph. : +91 124 4700000  
+91 9971160000  
E-mail : seo@shroffeye.in

## MEDICAL DIRECTORS

DR. NOBIR SHROFF DR. CYRUS SHROFF DR. DARAIUS SHROFF DR. RUSHAD SHROFF

Patient ID	939	Visit Date	19/Nov/2018
Patient Name	Mr. K I Arya	Age/Sex	74 Yrs / M
Patient Address	g-35, b patei nagar	Contact No.	9911742787
Category		Old MR No.	k252152

### Present Complaints

routine check up

### Systemic Disease History

H/o Hypertension Since January, 2012.

Vision	Distance Vision		Near Vision		Method	IOP	RE	LE	CCT (RE)	CCT (LE)
	Right Eye	Left Eye	Right Eye	Left Eye						
With Glass	6/8p	6/8p			NCT	10:18	15	11	585	524

Adv. Glasses	Right Eye						Left Eye					
	Sph	Cyl	Axis	Prism	V/A	N/V	Sph	Cyl	Axis	Prism	V/A	N/V
Distance	+0.50	-1.00	85		6/8p		-3.0	-1.0	20		6/8	
Add	+03.00				N8		+03.00				N8	

### Examination Details

Findings	Right Eye	Left Eye
Conjunctiva	Normal	Normal
Cornea	Clear	Clear
Anterior Chamber	N depth, Nocells / Flare	N depth, No cells / Flare
Pupil	R/R/R	R/R/R
Iris	Normal Color & Pattern	Normal Color & Pattern
Lens	Clear	Clear
Optic Nerve	no clear view, drusens scarring of cnvm ,	CDR 0.5 pale , hemorrhage ? erm
Macula	CNVM	Foveal Reflex dull , LMH
Lacrimal system	ROPLAS NEGATIVE , NO SWELLING	ROPLAS NEGATIVE, NO SWELLING

Examination : RE RESOVING CNVM

### Diagnosis

CNVM in Right Eye

### Advised Investigations

OCT

### Doctor's Advice :

HOME AMSLER CHECK

I SITE ONCE A DAY

OCT SHOWS RE SRF INCREASE

ADV

RE ANTIVEGF

Please take appointment from Reception.

Dr. Daraius Shroff  
DMC/101574  
Shroff Eye Centre

Doctor's Signature

Dr. Daraius Shroff

# डॉ० दीपक कु० अग्रवाल

M.D. (Med.) FCCS, FIACM

परामर्श चिकित्सक

Regd. No. 28240

16 SEP 2019

क्लीनिक :

21ए, यमुनोत्री कॉम्प्लेक्स  
अम्बेडकर मार्ग, गाजियाबाद

अपाइन्टमेंट :

9810910699, 8800922723

समय :

प्रातः 10.00 से 3.00 तक

सायं 5.30 से 7.00 तक

Mr XL Arya

Rx dust / smoke &

बगै

steam

- Tazlor 40 qd

- Genflo D . 4 . 18

- Doxolan 400 qd

- Syp Asthalment

x 3mn 1 Dm

Caps Albutal gold

10-15 days

**Dr. Narendra Singh**

M.D. (Medicine)  
KGMU, Lucknow  
Ex. SENIOR PHYSICIAN  
AIIMS, NEW DELHI



Regd. No. : 60760

**डॉ० नरेंद्र सिंह**

एम.डी. (मेडिसिन) के जी.एम.यू. (लखनऊ)  
भूतपूर्व सीनियर रेजिडेंट फिजिशियन  
अखिल भारतीय आयुर्विज्ञान संस्थान  
(एम्स) नई दिल्ली

**Work At :**

Ex. Senior Physician at  
AIIMS, New Delhi

Ex. Senior Physician at  
AAAH, New Delhi

Ex. Senior Physician at  
TSM, MC, Lucknow

Ex. Resident Doctor  
at KGMU, LKO

Act as Senior Physician  
at Shri Amarnath Ji Yatra 2018

**Consultation by Prior  
Appointment at Residence :**

SD-377, Shastri Nagar,  
Ghaziabad  
M. : 9871560211

Morning : 7 to 9 am  
Evening : 3 to 5 pm

10.00 am to 2.00 pm &  
05:30 pm to 08:00 pm at

J-71, पटेल नगर-I,  
पुराना बस स्टैंड, (GDA के सामने,  
डॉक्टरों वाली लाईन में) गाजियाबाद

(रविवार सायं अवकाश)

**PRESCRIPTION**

**VALID FOR 3 DAYS ONLY**

**For appointment :**

7303556342  
9871560211

Mrs. Shanti Agya  
Rx Gstr

Date 16/8/21  
9891668225  
Drug Allergy

vital stable

ADD/HON/DM/  
LBA/weakness

B. Tripodi - 1/8/21  
(आना खाने से पहले)

B. Jaiswal - 4 (5 of 500) 1/8/21  
(आना खाने के बाद)

B. Zareed - 4 - 1/8/21

B. Pantodi - 100 BBR

This Prescription is not a valid Medico-Legal Document (As patient Identity not Verified)  
(Valid For Medical Treatment only)

REDMI NOTE 7 PRO  
AI-DUAL CAMERA

नोट : 1. किसी भी दवा से रिएक्सन/विपरित असर/हानि पर दवा बन्द कर डॉ० से मिलें।  
2. आपातकालीन स्थिति में निकटवर्ती अस्पताल / सर्वोदया अस्पताल केजे-7, कविनगर, गाजियाबाद में सम्पर्क करें।



Shroff Eye Centre

a vision of excellence

100 YEARS

FOUR GENERATIONS IN EYE CARE



ISO 9001:2015 CERTIFIED

SHROFF EYE CARE SYSTEM

A-9, Kailash Colony, New Delhi - 110 048 Ph. : 41832899, 26231286, 26232866 | Fax : 26237425

105, "Surya Kinar" (1st Floor), 19, K.G. Marg, New Delhi - 110 001 Ph. : 41810906, 23313363, 23328502

110 Bestech Chambers, B-Block, Sushant Lok, Phase-I, Gurgaon - 122 002 Ph. : 0124-4709999, 9871166666

509, K.M. Trade Tower, Adjacent to Radisson Blu Hotel, Sector-14, Kaushambi, Ghaziabad, U.P. 201010 Ph. : +91-120-4410999, +91-8820260999

e-mail : seo@shroffeye.in - Website : www.shroffeyecentre.com

INTRA-VITREAL DRUG DELIVERY PROCEDURE

(Admission Order & Care Plan)

Patient's Name : Ms. N.L. Arora Date : 2/9/19 Time : 12:24A

Diagnosis : (R) cwm SEC No. H262162

Indication for Admission : (L) cwm Consultant Incharge : Dr. Gagan

Procedure : Intra-vitreous procedure for delivering I/V Acetaminophen in the Right / Left eye under T.A. scheduled for 18/9/19

INSTRUCTIONS FOR PATIENT

Please put : Vigamox / Moxicip / Milflox (Moxifloxacin) eye drops 4 times a day in Right / Left eye starting on 2 days prior

Following tests should be done prior to coming for Intra-Vitreous Injection.

Hb, T.L.C., D.L.C., E.S.R.

Blood Sugar F / PP / R

Urine - Routine & Microscopy

Please bring reports with you on the day of injections.

3. Please come on 18/9/19 at 10:00a and report at

- Nursing Counter, 11th Floor, Shroff Eye Centre, A-9, Kailash Colony, New Delhi - 110048
Nursing Counter, 14th Floor, 110 Bestech Chambers, B-Block, Sushant Lok, Phase-I, Gurgaon
Reception 509, K.M. Trade Tower, Adjacent to Radisson Blu Hotel, Sector-14, Kaushambi

4. No makeup on eyes on the day of injection.

INSTRUCTIONS FOR NURSING-STAFF

- OT clothes
Short admission
Wash face with soap & water
Dilate Right / Left Eye with Tropicacyl Plus / Trop. 1% / other
In Eye for Injection :
(i) Vigamox / Moxicip / Milflox (Moxifloxacin) eye drops four times every 10 minutes.
(ii) Paracain on receiving call from O.T. & once again just before shifting the patient.

Signature of Dr. Priyanka Gupta, DMC No. 38973, Shroff Eye Centre

Name & Signature of Ophthalmologist

Date : 2/9/19 Time : 12:26P, 06

REDMI NOTE 7 PRO DUAL CAMERA

# SHROFF EYE CENTRE

A 9 KAILASH COLONY, NEW DELHI, 011 46510100

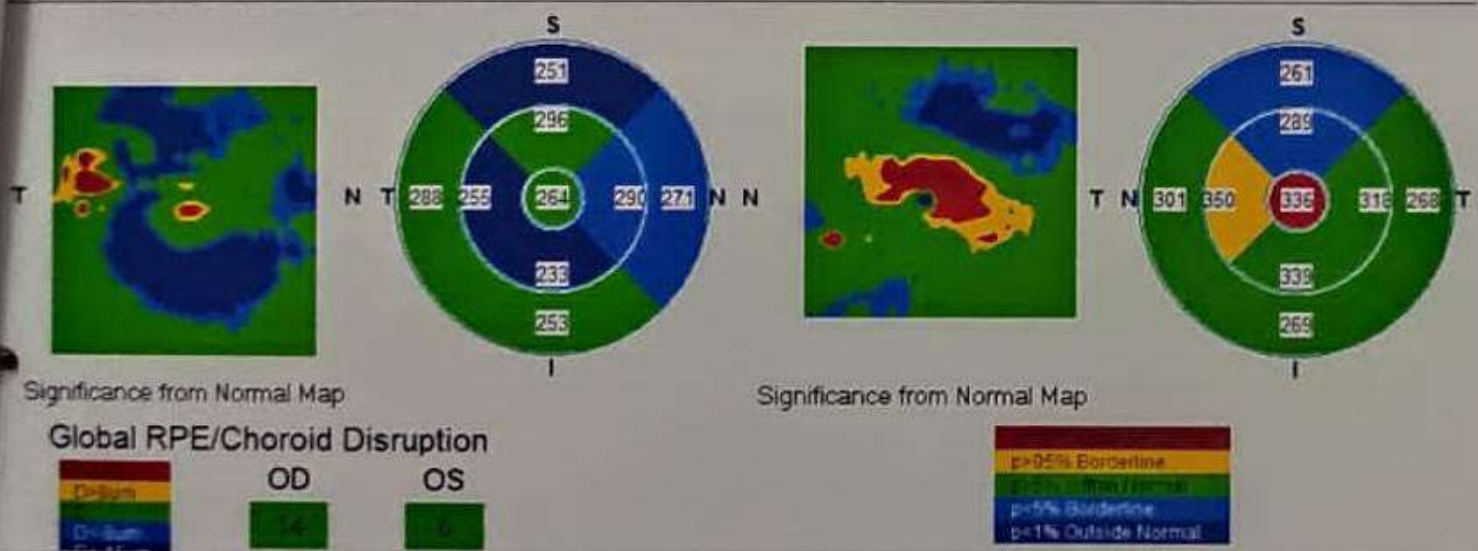
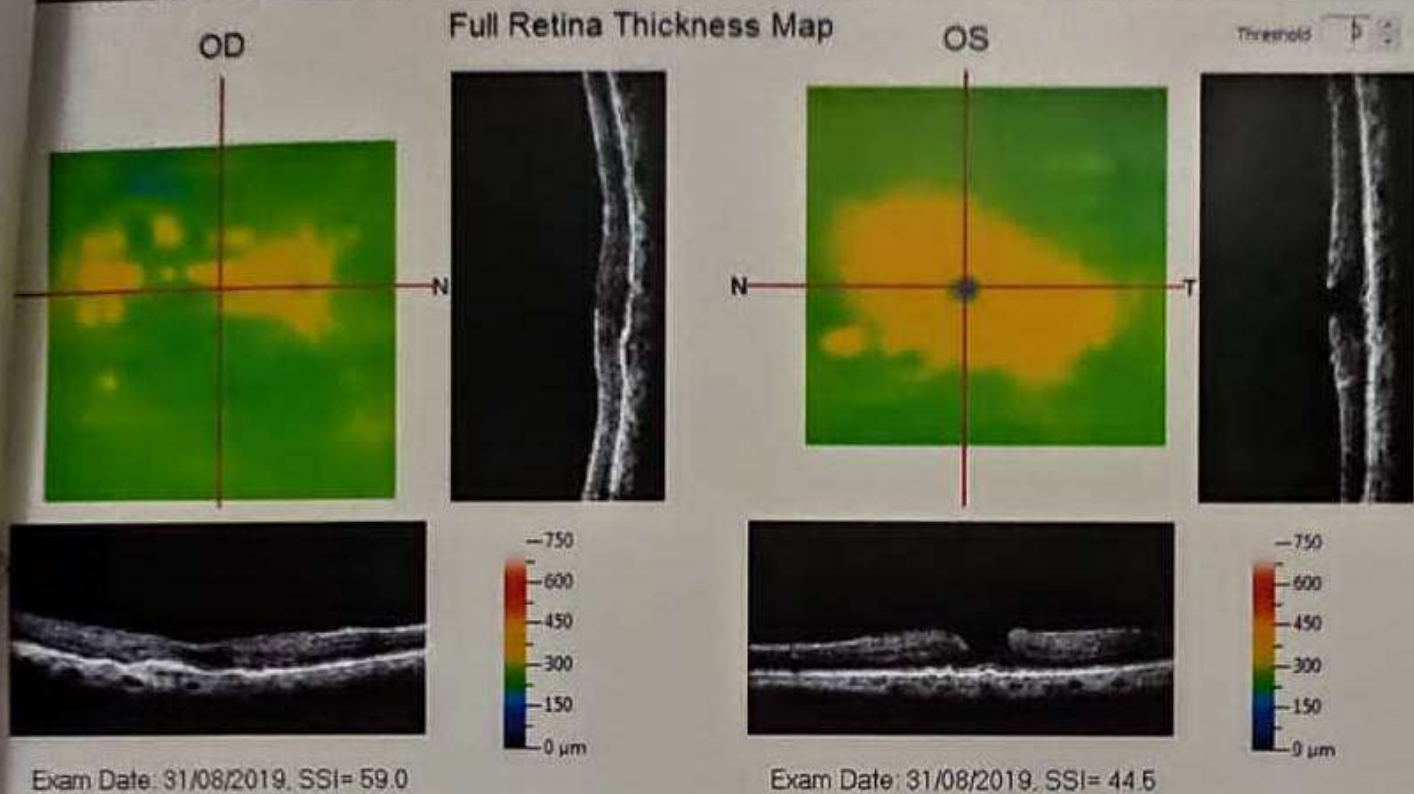
## Macula Map(EMM5) Retina Report

OD/OS

Dr. ARYA, K L  
 Clin: GUPTA, PRIYANKA  
 Astor: BULBUL, KASHYAP  
 Reg:

Gender: Male  
 ID: K 262162

Exam Date: 31/08/2019  
 DOB(age): 03/05/1944 (75)  
 Ethnicity: Indian  
 Algorithm Ver: A6, 11, 0, 12



Report Date: Saturday August 31 19:26:29 2019

Software Version #6, 11, 0, 12

Comment:  
 Signature:

Defining the OCT Revolution



05

# DEPARTMENT OF NON INVASIVE CARDIOLOGY

TELEPHONE No. : 42251090, 42251087

Rajinder Nagar, New Delhi-110060 (INDIA)

Phone : 25750000, 42251000 Fax : 011-25721587

Website : www.sgrh.com Email : gangaram@sgrh.com

SPRINTARIA CAT 1  
65 1/4 mm 06/12/2002  
300000 01/09/2002 12 12PM  
Kishu G. A. CAT 2  
CARDIAC SURGERY  
154/155A - A - CAT 2  
16 WARD 3P

PATIENT'S NAME \_\_\_\_\_ AGE \_\_\_\_\_ SEX \_\_\_\_\_

COMPUTER REGISTRATION NUMBER \_\_\_\_\_

LAB SERIAL NUMBER 14505 DATE 2/9/22

CONSULTANT \_\_\_\_\_ DEPTT 1654-A

INVESTIGATION C/O

PLEASE DO NOT FOLD

PLEASE CARRY ALL PREVIOUS REPORTS WHEN YOU COME FOR A SCAN

AI DUAL CAMERA  
REDMI NOTE 7 PRO  
Sir Ganga Ram Hospital

2022/9/20 2



# Dr. Sujay Shad

MBBS (AIIMS), MS (AIIMS)  
FRCS Surg. FRCS CT Surg. (UK)  
DMC : 31617

Senior Consultant Cardiac Surgeon  
Director Cardiac Transplant  
Professor & Co-Chairman Cardiac Surgery  
Appointments +91 9911177891  
Emergency +91 9811177891  
sujayshad@gmail.com  
www.dr.sujayshad.com



Dharma Vira Heart Centre  
Sir Ganga Ram Hospital  
New Delhi-110060

Post Operative / Pre Op. OP CAB x1

Date 16/9/2022  
Name Dr. Sunita Arya  
69/R

Weakness ++  
Pain ✓ Appetite ↓  
Constipation 0 Sleep ✓

Others High temperature last night  
followed by fever. episodes of loose motions  
associated with prosoyuge.

Pulse 72/min B.P. 94/54

Chest Clear Heart Sound SS ✓

Edema Minimal JVP 0

Sternum ✓ Wound ✓

Others .....

EKG - Global T Inversion  
SB. 94/min RTc 540  
PR. 122  
CXR - Clear

Urine R/US/ctc

Hb 12.47 Urea / Creat 32 / 0.84

TLC 12480 Na/K 131 / 4.63

PLTS 286 FBS 179

MCV 85.4 Lipids .....

Thyroid .....

Next Follow Up

Dr. .... Weeks

Dr. Shad 6 Months

- Adx
- 1) Norflox TZ BD x 5 days.
  - 2) Tab Rosuva Gold 10mg OD
  - 3) Tab Laxin 1mg 1/2 OD
  - 4) Tab Nitrosan 2.5mg BD
  - 5) Tab Paracetamol 500mg TDS  
Reduce to 1/2 tab  
as per pain
  - 6) Tab Pan 40 OD
  - 7) Tab Metformin 500mg BD
  - 8) Tab Glimepride 2mg BD
  - 9) Tab Salva M 50mg/500mg OD

CBC, RFT, LFT, FBS, HbA1C, Lipid Profile,  
Thyroid Profile, B12, Folate, Homocysteine,  
25-OHD, CXR, ECG, Echo

For Online Consult, Doctor ID 42

**myFollowup**

Available on the App Store | Android app on Google play



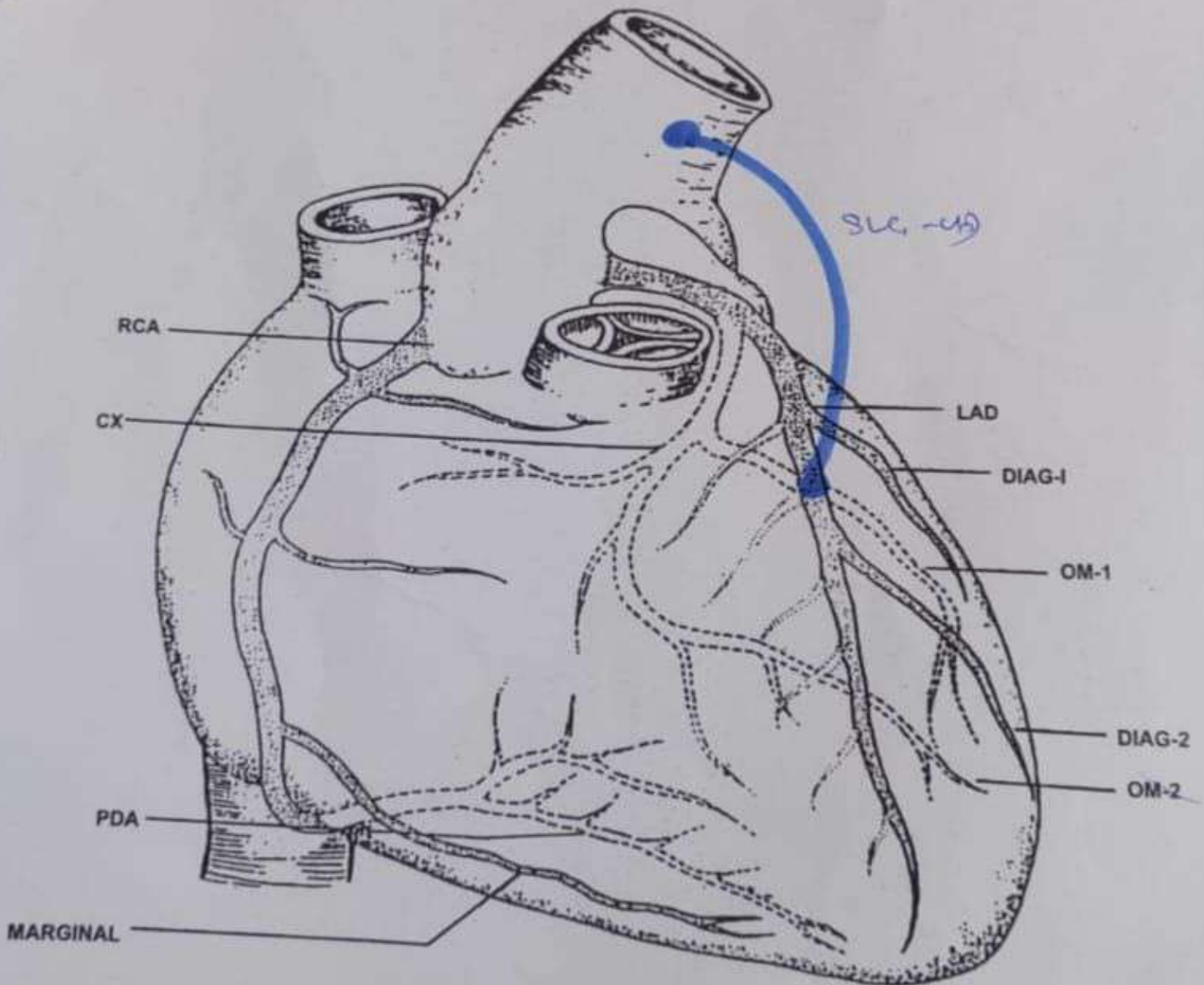
# Sir Ganga Ram Hospital

Rajinder Nagar, New Delhi-110 060

SHANTI ARYA  
69 Y/Female CAT-3  
3055887 IPG1234402  
Admit On: 02/09/2012 12:42PM  
CARDIAC SURGERY  
1654/1654 - A - CAT3 BP  
SE WARD

## OPERATION NOTES - PICTORIAL

Name : Shanti Arya  
Age/Sex : 69 y/F  
C.R. No. : 3055807  
Date : 3/9/12  
Operation : OP on aorta (SVC-UI)







H-2008-0017  
June 16, 2020 - June 15, 2023  
Since June 16, 2008



Sir Ganga Ram Hospital

## DISCHARGE SUMMARY

Name: Mrs. Shanti Arya

Age/Sex: 69Yrs/F

Reg.No. 3055867

Blood Group: A+Ve

Ht: 157Cm

Wt.: 57Kg

Tel: 9891660225, 8218155188.

Date of Admission:	02/09/2022
Date of Operation:	03/09/2022
Date of Discharge:	09/09/2022

Cardiac Surgeon: Dr. Sujay Shad.

**Diagnoses:**  
DOUBLE VESSEL CORONARY ARTERY DISEASE  
UNSTABLE ANGINA  
MILD LEFT VENTRICULAR DYSFUNCTION  
DIABETES MELLITUS TYPE II

**Operation:**  
OPCAB x 1  
SVG to LAD

### Clinical Summary:

Mrs. Shanti Arya, 69 year old, known diabetic and normotensive female patient presented with a history of progressively increasing breathlessness on exertion for the last 5 months. She was admitted to a local hospital for evaluation and management. Coronary angiography was performed, which revealed double vessel coronary artery disease. She came to Sir Ganga Ram Hospital for coronary artery bypass grafting.

### Preop. Echo:

Mild concentric LVH. Basal septum and basal inferior wall mildly hypokinetic. Trace TR with PASP=22mm Hg. LVEF~58%.

### Carotid Doppler:

Bilateral intimal thickening present. Normal flows.

Lab Investigations	Hb gm%	RBS mg/dl	BUN mg%	S.Creatinine mg%	S. Na+ mEq/L	S. K+ mEq/L
At Admission	10.6	155	18.32	0.81	139	4.79
At Discharge	10.7	--	20.94	1.09	139	3.79

*Appointment on Wednesday  
for Friday.*