

Sriswasti Hospitals Pvt. Ltd.

A complete Hospital for the treatment of All Ailments.....

Dr. Ashish Anuragi

M.B.B.S., MS (Ortho)

I.M.S., B.H.U. Varanasi

(Joint Replacement, Arthroscopic, Spine Surgeon)

हड्डी एवं जोड़ रोग विशेषज्ञ

Reg. 65624

Name : Shikhar Agrawal Age : 30/A

Date: 18/02/20

Rx

2 side Sacroiliitis
x 7dy

Ankylosing
Spondylitis

- **Dr. Rakesh Singh**
M.B.B.S., M.S., D.N.B. (Neurosurgery)
ब्रेन एण्ड स्पाइन सर्जन
- **Dr. Nitin Malik**
M.B.B.S., MS (General Surgery)
लेप्रोस्कोपिक एवं जनरल सर्जन
- **Dr. Deepak Singh Gangwar**
M.B.B.S., D.V.D., M.I.A.D.V.L., M.A.C.S.I
स्किन (त्वचा), कूष्ठ एवं सैक्स रोग विशेषज्ञ
- **Dr. Mukesh Mishra**
M.B.B.S., M.D. (K.G.M.U. Lucknow)
नवजात शिशु एवं बाल रोग विशेषज्ञ
- **Dr. Ashish Kumar**
M.B.B.S., D.P.M., CIP Ranchi
मानसिक रोग विशेषज्ञ
प्रत्येक रविवार
- **Dr. Ankit Agarwal**
MBBS, D.A.
Anaesthetist & Intensivist
- **Dr. Shalini Sharma**
फिजियोथेरेपिस्ट

HLA B27
CBC + ESR
CRP
ESR = 24
CRP = 11.2

Positive

Microwal - 2000 x 7dy
Rabivud - 200 x 7dy
Spirifed - 400 x 3dy
00 x 3dy
Restm - MT x 7dy
रात में

Ins

VALID FOR SEVEN DAYS

NOT FOR MEDICOLEGAL PURPOSE

Time : 10.00 AM to 4.00 PM & 7.00 PM to 9 PM

Sunday Closed (रविवार अवकाश)

फिजियोथेरेपी की विशेष सुविधा उपलब्ध है।

डा. गुलशन चौहान का पुराना अस्पताल, गांधी स्टेडियम रोड, पीलीभीत - 262001

AUTOMATED

ADVANCED

COMPUTERISED

JEEVANREKHA

Leader in 'HI-TECH' Diagnosis



GANDHI STADIUM ROAD
PILIBHIT (U.P.)
PH.: 05882-253269, 256594
MOB.: 7534800038
Timings : 9.00 A.M. to 8.00 P.M.
Sunday Closed

A Complete Diagnostic Centre

PAT ID : VERIFICATION/IDENTIFICATION NOT CONFIRMED
PATIENT NAME : MR.SHIKHAR AGARWAL
AGE / SEX : 30 YEARS / MALE
REF. BY : SELF
DATE : February 18, 2023

MRI OF L-S SPINE WITH SCREENING OF WHOLE SPINE

MRI was performed on a 1.5 Tesla whole body MRI Scanner.

Curvature of lumbar spine is normal.

The lumbar intervertebral discs display normal signal intensity and vertical height.No significant disc protrusion/extrusion seen.

The lumbar vertebral bodies, their pedicles, laminae, transverse and spinous processes show normal anatomical configuration and alignment.

The lower end of the spinal cord, conus medullaris, nerve roots of the cauda equina and lumbar sub-arachnoid CSF spaces show normal MR morphology.

The pre and para-vertebral soft tissues do not show any abnormality.

There is no evidence of spinal canal stenosis.

The Sagittal sequence through cervical and thoracic spine does not show any significant disc protrusion / extrusion.

The articular surfaces of left SI joint show hypointense signal on T1 weighted images. It is hyperintense on T2 weighted and STIR images.

The right SI joint shows normal MR signal morphology.

Joint space is normal on right side.

IMPRESSION :- Findings are S/O left sacro-ilitis.

Please correlate clinically.

RADIOLOGY IMAGING SECTION

Dr. Peeyush Agarwal

M.B.B.S., D.M.R.D.

Consultant Radiologist

(Medical College Trained U/S Colour Doppler & CT Scan Specialist)

Reg. No. C.M.O./GEN Coun/2001/01

प्रसव पूर्व लिंग परीक्षण गैर संवैधानिक है यह यहां नहीं किया जाता है।

24 HRS. BLOOD BANK FACILITY AVAILABLE

THIS IS AN OPINION NOT THE DIAGNOSIS, PLEASE CORRELATE CLINICALLY, REPORT IS NOT VALID FOR MEDICO-LEGAL PURPOSE



1.5 Tesla MRI on 3.0 Tesla platform



MRI Section



World Latest Ultra Low Dose Real 32 Slice Per Sec. CT Scan



High-End Radiology & OBS. 5D Colour Doppler



OPG



DR DETECTOR X-RAY



Most Advance Pathology & Hormone Lab of Whole Tarai & Rohilkhand Region

AUTOMATED

ADVANCED

COMPUTERISED

JEEVANREKHA

Leader in 'HI-TECH' Diagnosis



ISO 9001-2015 Certified Centre

Gandhi Stadium Road, PILIBHIT
Ph.: 05882-253269, 256594
Mob.: 7534800038
visit us on : www.jrdiagnostics.in

Timings : 9.00 A.M. to 8.00 P.M.
Sunday Closed

24 HRS. BLOOD BANK FACILITY AVAILABLE

Patient ID : Verification/Identification Not Confirmed

A Complete Diagnostic Centre

NAME OF PATIENT	MR. SHIKHAR AGARWAL	SAMPLE COLLECTION	Outside
AGE / GENDER	30 Yrs Male	TEST / REGISTERED ON	19/02/2023
TEST REQUEST ID	102235118	SAMPLE COLLECTED ON.	19/02/2023
REFERRED BY	Dr. ASHISH ANURAGI	TEST / REPORTED ON	19/02/2023
INVEST. REQ.	CBC ,CRP,E.S.R.,LAL'S LAB TEST		

Test Name	Value	Unit	Biological Ref Interval
-----------	-------	------	-------------------------

COMPLETE BLOOD COUNT (CBC)

HAEMOGLOBIN (Hb)	13.6	gm/dl	13.0 - 18.0
TLC	8360	/cumm	4000 - 11000
D.L.C.			
NEUTROPHIL	68	%	40 - 75
LYMPHOCYTE	27	%	20 - 45
EOSINOPHIL	1	%	1 - 6
MONOCYTE	4	%	2 - 8
BASOPHIL	00	%	00 - 01

(Lymphocytic predominance till 7 years of age)

R B C (Red Blood Cell Count)	4.3	Millions/cmm	4.5 - 6.5
HCT (Hematocrit) / PCV	41.9	%	40.0 - 54.0
M C V (Mean Corp Volume)	96.7	fL	77.0 - 94.0
M C H C (Mean Corp Hb Conc)	32.4	g/dl	32.0 - 36.0
M C H (Mean Corp Hb)	31.3	pg	27.0 - 31.0
PLATELET COUNT	201000	/cumm	150000 - 440000

Method: CELL COUNTER - IMPEDANCE METHOD

E.S.R. (Westergren)	24	mm/1st hr.	Up to 20
---------------------	-----------	------------	----------

Method: Westergren

In case of any discrepancy confirmation can only be done by retesting of the same sample.

Dr. Peeyush Agarwal

M.B.B.S., D.M.R.D.

Page No: 1 of 2 GSVM Medical College, Kanpur

Senior Consultant Radiologist

(Medical College Trained U/S Colour Doppler & CT Scan Specialist)

UP MCI No. 36027

Continuous Quality Improvement

**Dr. (Mrs.) Neelam Agarwal**

M.B.B.S., M.D. (Path.)

Maulana Azad Medical College, Delhi

Senior Consultant Pathologist

UP MCI No. 49800

This is a professional report based on pathological findings only and should always be correlated clinically and with other relevant investigations.
This report is not for medico legal purpose. In case of any discrepancy due to machine error or printing error, kindly get it rectified immediately.

कुमायूँ एवं तराई क्षेत्र का सबसे बड़ी पैथोलॉजी एवं हार्मोन लैब



Roche Cobas e411, Electrochemiluminescence Analyzer



Siemens Dimension Xpandplus Fully Automated Biochemistry Analyser




Bact/ALERT 3D-60 & Vitek-2 Compact The Most Comprehensive Microbiology Culture Bench



Electrolyte Analyzer



Digital Video Microscope



Genios Electrophoresis



Automatic Blood Cell Counter Sysmex-xs-800i



ISO 9001:2015 Certified Centre

Timings : 9.00 A.M. to 8.00 P.M.
 Sunday Closed

24 HRS. BLOOD BANK FACILITY AVAILABLE

Patient ID : Verification/Identification Not Confirmed

A Complete Diagnostic Centre

NAME OF PATIENT	MR. SHIKHAR AGARWAL	SAMPLE COLLECTION	Outside
AGE / GENDER	30 Yrs Male	TEST / REGISTERED ON	19/02/2023
TEST REQUEST ID	102235118	SAMPLE COLLECTED ON.	19/02/2023
REFERRED BY	Dr. ASHISH ANURAGI	TEST / REPORTED ON	19/02/2023
INVEST. REQ.	CBC ,CRP,E.S.R.,LAL'S LAB TEST		

Test Name	Value	Unit	Biological Ref Interval
-----------	-------	------	-------------------------

Westergreen's method has been selected as the recommended method by the International Committee for Standardization in Haematology.

IMMUNOLOGY - SEROLOGY

SERUM CRP	✓ 11.2	mg/l	0.0 - 6.0
-----------	--------	------	-----------

Method: Quantitative Turbidimetric Test

C-Reactive Protein is one of the "acute phase" proteins, the serum or plasma levels of which rise during a general unspecific response to infections and non-infectious inflammatory processes such as rheumatoid arthritis, cardiovascular disease and peripheral vascular disease. CRP is synthesized in the liver and is normally present as a trace constituent of serum or plasma. In various disease states resulting in tissue injury, infection or inflammation, CRP values may rise above normal after an acute event. 'Since elevated CRP values are always associated with pathological changes, the CRP assay provides useful information for the diagnosis, therapy and monitoring of inflammatory processes and associated diseases.

In case of any discrepancy confirmation can only be done by retesting of the same sample.

Dr. Peeyush Agarwal

M.B.B.S., D.M.R.D.

Page No: 2 of 2 GSVM Medical College, Kanpur
Senior Consultant Radiologist
 (Medical College Trained U/S Colour Doppler & CT Scan Specialist)
 UP MCI No. 36027



Neelam Agarwal

Dr. (Mrs.) Neelam Agarwal

M.B.B.S., M.D. (Path.)

Maulana Azad Medical College, Delhi
 Senior Consultant Pathologist
 UP MCI No. 49800

This is a professional report based on pathological findings only and should always be correlated clinically and with other relevant investigations. This report is not for medico legal purpose. In case of any discrepancy due to machine error or printing error, kindly get it rectified immediately.

कुमायूँ एवं तराई क्षेत्र का सबसे बड़ी पैथोलॉजी एवं हार्मोन लैब



Roche Cobas e411, Electrochemiluminescence Analyzer



Siemens Dimension Xpandplus Fully Automated Biochemistry Biochemistry Analyser



Bact/ALERT 3D-60 & Vitek-2 Compact The Most Comprehensive Microbiology Culture Bench



Electrolyte Analyzer



Digital Video Microscope



GenioS Electrophoresis



Automatic Blood Cell Counter Sysmex-xs-800i

PATHOLOGY SECTION

Name : SHIKHAR AGARWAL
 Lab No. : 391405860
 Ref By : Dr. ASHISH ANURAGI
 Collected : 20/2/2023 4:36:00PM
 A/c Status : P
 Collected at : JEEVANREKHA MEDIHEALTH SERVICES PVT LTD
 GANDHI STATION ROAD PILIBHIT
 Jahanabad

Age : 30 Years
 Gender : Male
 Reported : 22/2/2023 5:17:58PM
 Report Status : Final
 Processed at : LPL-NATIONAL REFERENCE LAB
 National Reference laboratory, Block E,
 Sector 18, Rohini, New Delhi -110085



Test Report

Test Name	Results	Units	Bio. Ref. Interval
HLA - B27 (Flow Cytometry)			
HLA-B27, Disease Association	Positive		

Interpretation

RESULT	REMARKS
Negative	No expression of HLA-B27
Indeterminate	Grey zone (within 10 channels of cutoff)
Positive	Expression of HLA-B27 detected

Note

1. Test conducted on EDTA / Heparin / ACD whole blood
2. Anti HLA-B27 antibody cross reacts with several other antigens of HLA-B group specially HLA- B7 leading to false positive results
3. In cases of HLA-B27 negative Spondyloarthropathy, further testing recommended is HLA-C*06 Positive in Psoriatic arthritis) and HLA-B*07 (positive in Juvenile and Undifferentiated Spondyloarthropathy).

Comments

HLA-B27 is a major histocompatibility complex (MHC) class 1 molecule which is considered to be an important criteria for classification of Axial spondyloarthropathies and helps in establishing an early diagnosis of Ankylosing spondyloarthropathies before the development of irreversible deformity. In 2009, the Assessment of Spondyloarthritis International Society (ASAS) proposed new criteria for classification of Axial spondyloarthritis which are applicable to individuals with back pain \geq 3 months and age of onset $<$ 45 years. One important criteria is the presence of HLA-B27.

DISEASE	RISK IN %
Ankylosing spondyloarthropathies	89
Reiters syndrome	79
Juvenile Rheumatoid arthritis	42
Normal population	8

Name : SHIKHAR AGARWAL
Lab No. : 391405860
Ref By : Dr. ASHISH ANURAGI
Collected : 20/2/2023 4:36:00PM
A/c Status : P
Collected at : JEEVANREKHA MEDIHEALTH SERVICES PVT LTD
GANDHI STATION ROAD PILIBHIT
Jahanabad

Age : 30 Years
Gender : Male
Reported : 22/2/2023 5:17:58PM
Report Status : Final
Processed at : LPL-NATIONAL REFERENCE LAB
National Reference laboratory, Block E,
Sector 18, Rohini, New Delhi -110085



Test Report

Test Name	Results	Units	Bio. Ref. Interval
-----------	---------	-------	--------------------

Beena Chandrasekhar

Gurleen Oberoi

Dr Beena Chandrasekhar
PhD, Life Sciences
Technical Director - Flowcytometry
NRL - Dr Lal PathLabs Ltd

Dr Gurleen Oberoi
DM(Hematopathology), MD,
DNB,MNAMS
Consultant & Technical Lead
-Hematopathology
NRL - Dr Lal PathLabs Ltd

-----End of report-----



IMPORTANT INSTRUCTIONS

•Test results released pertain to the specimen submitted. •All test results are dependent on the quality of the sample received by the Laboratory.
•Laboratory investigations are only a tool to facilitate in arriving at a diagnosis and should be clinically correlated by the Referring Physician. •Report delivery may be delayed due to unforeseen circumstances. Inconvenience is regretted. •Certain tests may require further testing at additional cost for derivation of exact value. Kindly submit request within 72 hours post reporting. •Test results may show interlaboratory variations. •The Courts/Forum at Delhi shall have exclusive jurisdiction in all disputes/claims concerning the test(s) & or results of test(s). •Test results are not valid for medico legal purposes. •This is computer generated medical diagnostic report that has been validated by Authorized Medical Practitioner/Doctor. •The report does not need physical signature.

(#) Sample drawn from outside source.

If Test results are alarming or unexpected, client is advised to contact the Customer Care immediately for possible remedial action.

Tel: +91-11-49885050, Fax: - +91-11-2788-2134, E-mail: lalpathlabs@lalpathlabs.com

National Reference lab, Delhi, a CAP (7171001) Accredited, ISO 9001:2015 (FS60411) & ISO 27001:2013 (616691) Certified laboratory.



Sriswasti Hospitals Pvt. Ltd.

A complete Hospital for the treatment of All Ailments.....

Dr. Ashish Anuragi

M.B.B.S., MS (Ortho)
I.M.S., B.H.U. Varanasi

(Joint Replacement, Arthroscopic, Spine Surgeon)

हड्डी एवं जोड़ू रोग विशेषज्ञ
Reg. 65624

Name Sikhae aparnal 30/m Age: _____

Date 25/02/2023

Rx

fu

ref = Bed rest x 3week

- **Dr. Rakesh Singh**
MBBS, MS, DNB (Neurosurgery)
चेन एण्ड स्पाइन सर्जन
- **Dr. Nitin Malik**
M.B.B.S., MS (General Surgery)
लेप्रोस्कोपिक एवं जनरल सर्जन
- **Dr. Deepak Singh Gangwar**
MBBS, DVD, MJAQVL, MACSI
स्किन (त्वचा), कण्ठ एवं सैक्स रोग विशेषज्ञ
- **Dr. Mukesh Mishra**
MBBS, M.D. (K.G.M.U. Lucknow)
पचमान शिशु एवं बाल रोग विशेषज्ञ
- **Dr. Ashish Kumar**
MBBS, DPM, CIP Ranchi
मानसिक रोग विशेषज्ञ
उन्मुख राबिवार
- **Dr. Ankit Agarwal**
MBBS, D.A.
Anaesthetist & Intensivist
- **Dr. Shalini Sharma**
फिजियोथेरेपिस्ट

HLA B27 (+ve)
CRP

✓ to paracetamol-SR BD 8 X 15dy
 ✓ to Rabivul-Dur X 15dy
 ✓ to Tofador sup 80 X 15dy
 ✓ to 100mg 200mg 8 X 15dy
 ✓ to Lefuno 10 y 8 X 15dy
 ✓ to Spinopol 4y 8 X 7dy
 8 X 7dy

✓ to ultrasound BD 8 X 7dy

VALID FOR SEVEN DAYS

NOT FOR MEDICOLEGAL PURPOSE

Time 10:00 AM to 4:00 PM & 7:00 PM to 9:00 PM

Sunday Closed (रविवार अवकाश)

फिजियोथेरेपी की विशेष सुविधा उपलब्ध है।

डा. गुलशन चौहान का पुराना अस्पताल, गांधी स्टेडियम रोड, पीलीभीत - 262001

1/03/2023


Bodent X 3 weeks

Anticyping of ...

As

HLA B27
Positive

M. whole body Exam
By ...



③ ✓ to spinal ...
Bx X ...
OD X 20dy.

① ✓ to microed ... X 1 wk
Achr Dan ... X 1 month
Cal ...

② ✓ to Tofe sy Bx X 1 month

CRP =
ESR =

डॉ० प्रवीन अग्रवाल

Dr. Praveen Agarwal

M.B.B.S., M.S. (Ortho),

KGMC, Lucknow (Gold Medalist)


Consultant Orthopaedic, Joint Replacement
& Spine Surgeon, EULAR Certified Rheumatologist

हड्डी, फ्रैक्चर एवं गठिया रोग विशेषज्ञ

• Arthroplasty Fellowship - Sancheti Hospital, Pune

• Ex. Registrar - Apollo Hospital, New Delhi

Regd. No. 48615 (U.P.M.C.I.)



डॉ० स्वाति अग्रवाल

Dr. Swati Agarwal

M.B.B.S., D.N.B., M.N.A.M.S., (Gynae) Gold Medalist

Hindu Rao Hospital, Delhi

Consultant Gynaecologist & Obstetrician

स्त्री, प्रसूति एवं निःसंतान रोग विशेषज्ञ

Regd. No. 0731980 (M.C.I.)

www.bareillyortho.in

उपलब्ध सुविधायें :-

हड्डी रोग विभाग

- * इमेज इन्टेन्सिफायर (कम्प्यूटर) द्वारा टूटी हड्डियों की सैटिंग, प्लास्टर व आपरेशन।
- * कूल्हे की टूटी हड्डी के सभी प्रकार के ऑपरेशन।
- * रीढ़ की हड्डी की चोट, टी.बी., डिक्स प्रोलैप्स व शियाटिका का इलाज।
- * बच्चों के पैदायशी टेढ़े-मेढ़े पैरों का इलाज।
- * गठिया रोग का विशेष इलाज।
- * जोड़ों का बदलना जैसे TKR & THR (कूल्हा प्रत्यारोपण)।

स्त्री रोग विभाग

- * स्त्रियों के समस्त रोगों का इलाज।
- * निःसंतान की सम्पूर्ण जाँच व इलाज।
- * नार्मल एवं ऑपरेशन द्वारा डिलीवरी।
- * बच्चेदानी की गाँठ का इलाज।
- * गर्भनिरोधक उपाय व सलाह।

Name... Dr. Shikhar Agarwal Age... 37/M Date... 05/03/2022

डॉ० प्रवीन अग्रवाल
हड्डी, फ्रैक्चर एवं गठिया रोग विशेषज्ञ
एम्.बी.एस. एम्.डी. (ऑर्थो) के पहले रैंकिंग को 11 में 2 बजे का
एम.बी.एस. हास्पिटल, पोलो रोड

Left LBP with radicular to L
lower limb. X03 view

MRI -> Left lumbar spondylitis

HLA B27 - Positive

ESR = 24 mm/hr Rt
CRP = 11 mg/L

Ankylosing spondylitis

EXERCISE OF ALL JOINTS

B.P.

Lipid Profile

Tab. naproxen 250 1 OD

Tab. Jakseas (Tofe) 5mg 1 BD

Tab. ETO Shine 120 7 100 MS
ETOBUR 120

X 15 days
+ 10

जयपुर आर्थोपैडिक एंड मैटरनिटी सेन्टर

गुलाबराय माण्टेसरी स्कूल (GRM) के सामने, नैनीताल रोड, बरेली।

नया पता: मनोहर भूषण इन्टर कालेज के पीछे, गाँधी नगर चौराहा, बरेली

प्रातः 10:30 से 03:30 बजे तक

सांय 07:00 से 08:30 बजे तक

नम्बर लगवाने के लिए 9012333198 पर सम्पर्क करें

रविवार सांय अवकाश

पर्चा 6 दिन के लिए मान्य

8104123④

R.

Cepo Tordipam DSR 100

Tb. TFCMIB 5 y 1 ④

Tb. Gtofad MR 1 00 MS

x 30 days

Tb. Cepo D3 60K once a week ④

डा. प्रवीन अग्रवाल
एम.बी.बी.एस., एम.एच. (आर्थो)
हड्डी, फ्रैक्चर, गलिये एवं रीढ़
की हड्डी रोग विशेषज्ञ
फ़ोन: 9857281299

निर्देश:-

- ❖ हाथ या पैर, जहाँ प्लास्टर हुआ है की अंगुलियों को खूब चलाना चाहिये। अन्य जोड़ों की हरकतों के विषय में भी समझ लें अन्यथा जोड़ जाम होने की प्रबल संभावना रहती है।
- ❖ पैर/हाथ उठाकर रखें प्लास्टर में सूजन आये या अंगुलियाँ नीली पड़ें या बहुत दर्द हो तो फौरन दिखायें प्लास्टर के भीगने, चटखने या टूटने पर डॉक्टर को दिखायें।
- ❖ हड्डी के टूट-फूट वाले केस में बहुत से ऐसे मरीज होते हैं जहाँ पूरा प्रयत्न करने पर भी जोड़ की हरकत में कमी रह सकती है। इस विषय में समझ-बूझ कर अपनी जिम्मेदारी पर इलाज करायें। अस्पताल का स्टाफ यथा संभव प्रयास करेगी कि कोई कमी न छोड़ी जाये।
- ❖ प्लास्टर कटने के बाद जोड़ों की कसरत अच्छी तरह समझ लें। प्लास्टर लगे अंग का ठीक होना कसरत पर बहुत हद तक निर्भर करता है।
- ❖ पुराने एक्स-रे व कागज हमेशा साथ लायें। उपरोक्त नियम का पालन न करने पर जिम्मेदारी मरीज की होगी।
- ❖ **प्रत्येक महीने के पहले रविवार को एस.एस. हॉस्पिटल, पीलीभीत में प्रातः 11:00 बजे से 3:00 बजे तक मिलेंगे।**

हड्डी एवं स्त्री रोगों के समस्त ऑपरेशन, डिलीवरी व भर्ती की सुविधा 24 घंटे उपलब्ध

डॉ० प्रवीन अग्रवाल

Dr. Praveen Agarwal

M.B.B.S., M.S. (Ortho),

KGMC, Lucknow (Gold Medalist)


Consultant Orthopaedic, Joint Replacement
& Spine Surgeon, EULAR Certified Rheumatologist

हड्डी, फ्रैक्चर एवं गठिया रोग विशेषज्ञ

• Arthroplasty Fellowship - Sancheti Hospital, Pune

• Ex. Registrar - Apollo Hospital, New Delhi

Regd. No. 48615 (U.P.M.C.I.)



डॉ० स्वाति अग्रवाल

Dr. Swati Agarwal

M.B.B.S., D.N.B., M.N.A.M.S., (Gynae) Gold Medalist

Hindu Rao Hospital, Delhi

Consultant Gynaecologist & Obstetrician

स्त्री, प्रसूति एवं निःसंतान रोग विशेषज्ञ

Regd. No. 0731980 (M.C.I.)

www.bareillyortho.in

उपलब्ध सुविधायें :-

हड्डी रोग विभाग

* इमेज इन्टेन्सिफायर (कम्प्यूटर)
द्वारा टूटी हड्डियों की सैटिंग,
प्लास्टर व ऑपरेशन।

* कूल्हे की टूटी हड्डी के सभी
प्रकार के ऑपरेशन।

* रीढ़ की हड्डी की चोट, टी.बी.,
डिक्स प्रोलैप्स व शियाटिका
का इलाज।

* बच्चों के पैदायशी टेढ़े-मेढ़े
पैरों का इलाज।

* गठिया रोग का विशेष इलाज।

* जोड़ों का बदलना जैसे TKR &
THR (कूल्हा प्रत्यारोपण)।

स्त्री रोग विभाग

* स्त्रियों के समस्त रोगों का इलाज।

* निःसंतान की सम्पूर्ण जाँच व
इलाज।

* नार्मल एवं ऑपरेशन द्वारा
डिलीवरी।

* बच्चेदानी की गांठ का इलाज।

* गर्भनिरोधक उपाय व सलाह।

Name... Mr. Shikhar Agarwal... Age... 30/M... Date... 07/08/2014

डॉ० प्रवीन अग्रवाल

हड्डी, फ्रैक्चर एवं गठिया रोग विभाग
प्रत्येक महीने के पहले रविवार को 11 से 2 बजे तक
एस०एस० हॉस्पिटल, पीलीभीत

Rx

Ob. Pain DR 100

Tab. Jaksas 500 100

Capo Lycoza 100 HS
X 30 days

जयपुर आर्थोपैडिक एंड मैटरनिटी सेन्टर

गुलाबराय माण्टेसरी स्कूल (GRM) के सामने, नैनीताल रोड, बरेली।

नया पता: मनोहर भूषण इन्टर कालेज के पीछे, गाँधी नगर चौराहा, बरेली

रविवार सांय अवकाश

पर्चा 6 दिन के लिए मान्य

प्रातः 10:30 से 03:30 बजे तक
सांय 07:00 से 08:30 बजे तक

नम्बर लगवाने के लिए 9012333198 पर सम्पर्क करें

