

PROFORMA - I

Remarks/assessment of Chief Medical Officer/Chief Medical Superintendent along with verified/countersigned papers

I, Vinod Chandra Pandey [Name] CMO/CMS, have perused the documents presented before me by Sri MAHENDRA SINGH [Name] of the Officer], ID No. . . . . Designation . . . . . BETA. ADJ. . . . . and place of posting . . . . . OR on his behalf by Sri . . . . . Relation with the officer . . . . . FATHER. . . . . Phone No. . . . . 9953443018, 9411646030

- I. I have personally examined Sri/Smt./Sushri MAHENDRA SINGH who is suffering from the disease/syndrome/disability CAD. P.T. CA2AVR 2 MITRAL VALVE CALCIFICATION [Name of the disease] . . . . . and in my opinion he/she may require frequent hospitalization for treatment/management.
II. I also verify that Sri/Smt./Sushri MAHENDRA SINGH is suffering from the disease/syndrome/disability/disorder CAD. P.T. CA2AVR 2 MITRAL VALVE CALCIFICATION [Name of the disease] . . . . . and the disease(s) find(s) mention at paragraph no. NA of the Annexure-I enclosed herewith.
III. In my professional opinion and assessment, I am convinced that the treatment/management of the above mentioned disease/syndrome/disability/disorder in paragraph two above is possible at the districts mentioned by the officer in his/her application submitted to Hon'ble High Court.
IV. The treatment/management of the above-mentioned disease/syndrome/disability/disorder in paragraph two above is also available at the districts namely MEDANTA THE MEDICITY HOSPITAL, GURUGRAM OR ANY OTHER MULTISPECIALITY HOSPITAL
V. I am aware that this document may be presented by the competent authority/applicant for further use by a competent Medical Board.
VI. This document shall be valid only for . . . . . months only.

Sanil Katyal CONSULTANT - 23/2/24 District Combined Hospital Sanjay Nagar, Ghaziabad

Signature with seal (C.M.O./C.M.S.) 23/2/24 Name: . . . . . CMS . . . . . ID No.: . . . . . Designation: . . . . . 7905430314 Telephone No. Chief Medical Superintendent District Combined Hospital Sanjay Nagar, Ghaziabad Mobile No. . . . .

- 1. Concerned District Judge/Officers in equivalent rank to get these matter expedited from the office of CMO/CMS.
2. The CMO/CMS are requested to retain the copy of this documents and documents placed before them for issuance of this document for future reference.

कार्यालय मुख्य चिकित्सा अधीक्षक, जिला संयुक्त चिकित्सालय संजयनगर गाजियाबाद।


पत्रांक: डीसीएच/2023-24 2818

दिनांक 23.02.2024

चिकित्सा परीक्षण प्रमाण पत्र

प्रमाणित किया जाता है कि श्री महेन्द्र सिंह पुत्र श्री स्व.श्री मुन्ना सिंह आयु लगभग 73 वर्ष निवासी प्लॉट नम्बर-22 आई.आर.एस. सोसाईटी अग्रय खण्ड द्वितीय इन्द्रपुरम गाजियाबाद का CAD with Post PTCA उपचार हेतु 18.02.2011 से 22.02.2021 तक PTCA हेतु मेदांत दा मेडिसिटी अस्पताल में भर्ती रहे थे तथा उसके उपरान्त दिनांक 07.03.2018 से 17.03.2018 तक AVR (Aortic valve Replacement surgery through bypass Surgery) के उपचार हेतु भर्ती रहे।

दिनांक 12.02.2024 को मेदांत दा मेडिसिटी अस्पताल में हुई मेडिकल जांच के अनुसार इनकी रिपोर्ट में Mitral valve Calcification पाया गया, तथा इन्हे अस्पताल में नियमित रूप से की जांच एवं उपचार आवश्यकता है।

  
मुख्य चिकित्सा अधीक्षक  
जिला संयुक्त चिकित्सालय  
संजयनगर गाजियाबाद

Chief Medical Superintendent  
District Combined Hospital  
Sanjay Nagar, Ghaziabad

छोटा परिवार, सुख का आधार

लड़का लड़की एक समान तभी बनेगा देश महान



# जिला संयुक्त चिकित्सालय, संजय नगर, गाजियाबाद।



ओ० पी० डी० टिकट क्रम सं०

पंजीकरण सं० 3264

55264

आयुष्मान कार्ड है/नहीं है।

(एक रुपया केवल)

रोगी का नाम

Mahendra Singh

आयु 43

पु०/स्त्री

बच्चों की सं०

पुत्र

पुत्री

सबसे छोटे बच्चे की आयु

यह ओ०पी०डी० टिकट केवल 15 दिन के लिए मान्य है। प्रत्येक परामर्श से पूर्व दिनांक की मोहर अवश्य लगवाएँ।

## DATE PROVISINAL DIAGNOSIS

22 FEB 2014  
 E.C.G. Examined Mr. Mahender Singh  
 aged 73 years male.  
 At Present he is having complaint  
 of chest heaviness in case on exertion  
 On seeing his previous records  
 he is a known case of Post PTCA  
 and Coronary Artery Disease. He was  
 admitted in Medanta Hospital, GURUGRAM  
 from 18.2.2011 to 22.2.2011.  
 Again he was admitted on  
 7.3.18 and under went AVR surgery  
 and got discharged on 17.3.18  
 He consulted pain on  
 12.2.24 in Medanta Hospital and

6085

एड्स का है यही समाधान जानकारी लें और रहे सावधान।

उपलब्ध सुविधाये:- (1) पुरुष नसबन्दी (बिना चीरा) आपरेशन प्रतिदिन। (2) एक्सरे, अल्ट्रासाउण्ड, टी०एम०टी०, ई०सी०जी०, आदि।

Dobutamine Stress Echo cardiography  
was done.

His Echo report shows  
Mitral Annular Calcification.

He has been advised regular  
check up and follow up treatment.  
and advised to consult super  
speciality hospital in DELHI/NCR and  
Medanta (GURUGRAM)

Date: 22/2/24

Diagnosis:

FUC of CAD  $\bar{c}$  PTCA  $\bar{c}$   
AVR  $\bar{c}$  Mitral  
Valve Calcification

Dr. Sunil Kataria  
CARDIOLOGIST  
DIST. COMBINED HOSPITAL  
SANJAY NAGAR


GHAZIABAD  
Senior Consultant  
District Combined Hospital  
Sanjay Nagar, Ghaziabad

Dated 13<sup>th</sup> February 2024

To Whom It May Concern

On the basis of the medical documents of Medanta The Medicity Hospital, Gurugram regarding the treatment of Mr. Mahendra Singh aged about 74 years, This is to Certify that he is undergoing treatment for heart disease at Medanta The Medicity Hospital, Gurugram UHID MM00090427 . According to his Medical documents he has undergone PTCA and Coronary Artery Disease for which he was admitted in Medanta The Medicity Hospital, Gurugram from 18-02-2011 to 22-02-2011. Again he was admitted in Medanta The Medicity Hospital , Gurugram on 07-03-2018 and underwent AVR (Aortic Valve Replacement) Surgery and got discharged in stable condition on 17-03-2018. On the basis of his reports he is advised medical therapy under treatment of Dr. Parveen Chandra MD, Chairman, Division of Interventional Cardiology Medanta The Medicity Hospital, Gurugram.

Latest medical documents of Mr. Mahendra Singh regarding treatment at Medanta The Medicity Hospital, Gurugram are duly verified

  
13/02/24  
CIVIL SURGEON  
GURUGRAM

13<sup>th</sup> February 2024

**To whom it may Concern**

This is to certify that Mr. Mahendra Singh, 74 yrs old male, UHID-MM00090427 is a known case of Post PTCA and Coronary Artery Disease. He was admitted here in Medanta from 18.02.2011 to 22.02.2011. Again he was admitted here on 07.03.2018 and underwent AVR surgery and got discharged in a stable condition on 17.03.2018.

I have examined him today in the OPD with all his investigation reports. On the basis of his reports, he is advised medical therapy and he is under my treatment for the same.



**Dr. Praveen Chandra**  
**CHAIRMAN**  
**Division of Interventional Cardiology**

**Dr. Praveen Chandra**  
MD, DM, FACC, FESC, FSCAI, FAPSC  
CHAIRMAN  
Division of Interventional Cardiology  
Medanta-Gurugram  
Sector-38, Gurugram-122001, Haryana  
Regn. No. DMC - 6614

Accredited by



JCI certificate  
(CN - 3628.2)



Certificate No  
H-2011-0073

**For Emergency & Ambulance: Dial @ 1068**

**Medanta - Gurugram**

✚ Sector - 38, Gurugram  
☎ 0124 4141 414

**Medanta - Mediclinic, Delhi**

✚ E-18, Defence Colony, New Delhi  
☎ 011 4411 4411

**Medanta - Mediclinic Cybercity**

✚ UG Floor, Building 10C, DLF Cybercity, Gurugram  
☎ 0124 4141 472

**Medanta - Mediclinic Subhash Chowk**

✚ 743P, Sector - 38, Near Subhash Chowk, Gurugram  
☎ 0124 4834 547

Regd. Office: Global Health Limited, E-18, Defence Colony, New Delhi, India Tel: 011 4411 4411

✉ [info@medanta.org](mailto:info@medanta.org)

[www.medanta.org](http://www.medanta.org)

Corporate Identity Number - L85110DL2004PLC128319

Medanta Network: Gurugram | Delhi | Lucknow | Patna | Indore | Ranchi | Noida\*



Medanta, Sec-38, Gurgaon  
Clinical Diagnostics

<b>Patient ID</b>	: MM00090427	<b>Patient Name</b>	: Mr. Mahendra Singh H.j.s.
<b>Gender</b>	: Male	<b>Age</b>	: 73Y
<b>Encounter ID</b>	: 210376130001	<b>Encounter Type</b>	: Outpatient
<b>Visit Date</b>	: 12/02/2024 13:16	<b>Location</b>	: Executive Health Check
<b>Specialty</b>	: Executive Health Check	<b>Attending Practitioner</b>	: EHC Doctor

### Dobutamine Stress Echocardiography-HS

<b>Lab No :</b>	: 927
<b>Date</b>	: 12/02/2024
<b>Indication :</b>	: P/AVR
<b>Max Predicted Heart Rate (MPHR) :</b>	: 147 bpm
<b>85% MPHR (Target HR) :</b>	: 124 bpm

#### Procedure

Dobutamine infusion was administered intravenously at a starting dose of 10 mcg/Kg/Min and incremental doses of 20 mcg/Kg/min, mcg/Kg/min, mcg/Kg/min were administered at 3 min intervals. Atropine injection (0.3mg) was given intravenously in 0.3mg boluses to achieve the desired heart rate. Inj. Metoprolol 1 mg IV stat.

Stage	Time (in minutes)	Heart Rate (bpm)	BP (mm Hg)	Symptoms
Baseline	0.00	67	140/80	Nil
Stage I (10 mcg/kg/min)	3	111	150/80	Nil
Stage II (20 mcg/kg/min)	3	141	160/80	Nil

<b>End Point</b>	: THR achieved
<b>Heart Rate Achieved</b>	: 141 bpm
	: 96 % of MPHR

#### ECG Findings

<b>Baseline ECG</b>	: WNL
---------------------	-------

ECG Stage	ST-T Changes	Arrhythmia
Baseline	No Significant ST-T Changes	Nil
Dobutamine Phases	No Significant ST-T Changes	Nil
Recovery	No Significant ST-T Changes	Nil

### Echocardiographic Findings

Accredited by



JCI certified  
(CN - 3628.2)



Certificata No  
H-2011-0075

**For Emergency & Ambulance: Dial @ 1068**

#### Medanta - Gurugram

✦ Sector - 38, Gurugram  
☎ 0124 4141 414

#### Medanta - Mediclinic, Delhi

✦ E-18, Defence Colony, New Delhi  
☎ 011 4411 4411

#### Medanta - Mediclinic Cybercity

✦ UG Floor, Building 10C, DLF Cybercity, Gurugram  
☎ 0124 4141 472

#### Medanta - Mediclinic Subhash Chowk

✦ 743P, Sector - 38, Near Subhash Chowk, Gurugram  
☎ 0124 4834 547

Regd. Office: Global Health Limited, E-18, Defence Colony, New Delhi, India Tel: 011 4411 4411

✉ info@medanta.org

www.medanta.org

Corporate Identity Number - L85110DL2004PLC128319

Preliminary Report

Medanta Network: Gurugram | Delhi | Lucknow | Patna | Indore | Ranchi | Noida\*

2/13/2024



<b>Patient ID</b>	: MM00090427	<b>Patient Name</b>	: Mr. Mahendra Singh H.j.s.
<b>Gender</b>	: Male	<b>Age</b>	: 73Y
<b>Encounter ID</b>	: 210376130001	<b>Encounter Type</b>	: Outpatient
<b>Visit Date</b>	: 12/02/2024 13:16	<b>Location</b>	: Executive Health Check
<b>Specialty</b>	: Executive Health Check	<b>Attending Practitioner</b>	: EHC Doctor

**PLAX**

	Rest	Low-dose	Peak-dose	Interpretation
<b>Basal ant septum</b>	Normal	Normal	Normal	Normal
<b>Mild ant septum</b>	Normal	Normal	Normal	Normal
<b>Basal posterior</b>	Normal	Normal	Normal	Normal
<b>Mid posterior</b>	Normal	Normal	Normal	Normal

**Apical 4-chamber**

	Rest	Low-dose	Peak-dose	Interpretation
<b>Basal Septum</b>	Normal	Normal	Normal	Normal
<b>Mid Septum</b>	Normal	Normal	Normal	Normal
<b>Apical Septum</b>	Normal	Normal	Normal	Normal
<b>Basal Lateral</b>	Normal	Normal	Normal	Normal
<b>Mid Lateral</b>	Normal	Normal	Normal	Normal
<b>Apical Lateral</b>	Normal	Normal	Normal	Normal

**Apical 2-Chamber**

	Rest	Low-dose	Peak-dose	Interpretation
<b>Basal Inferior</b>	Normal	Normal	Normal	Normal
<b>Mid Inferior</b>	Normal	Normal	Normal	Normal
<b>Apical Inferior</b>	Normal	Normal	Normal	Normal
<b>Basal Anterior</b>	Normal	Normal	Normal	Normal
<b>Mid Anterior</b>	Normal	Normal	Normal	Normal
<b>Apical Anterior</b>	Normal	Normal	Normal	Normal

**Other Findings**

--	--	--

Accredited by



JCI certificate  
(CN - 3628.2)



Certificate No  
H-2011-0073

**For Emergency & Ambulance: Dial @ 1068**

**Medanta - Gurugram**

✚ Sector - 38, Gurugram  
☎ 0124 4141 414

**Medanta - Mediclinic, Delhi**

✚ E-18, Defence Colony, New Delhi  
☎ 011 4411 4411

**Medanta - Mediclinic Cybercity**

✚ UG Floor, Building 10C, DLF Cybercity, Gurugram  
☎ 0124 4141 472

**Medanta - Mediclinic Subhash Chowk**

✚ 743P, Sector - 38, Near Subhash Chowk, Gurugram  
☎ 0124 4834 547

Regd. Office: Global Health Limited, E-18, Defence Colony, New Delhi, India Tel: 011 4411 4411

✉ info@medanta.org

www.medanta.org

Corporate Identity Number - L85110DL2004PLC128319

Preliminary Report

Medanta Network: Gurugram | Delhi | Lucknow | Patna | Indore | Ranchi | Noida\*

2/13/2024





<b>Patient ID</b>	: MM00090427	<b>Patient Name</b>	: Mr. Mahendra Singh H.j.s.
<b>Gender</b>	: Male	<b>Age</b>	: 73Y
<b>Encounter ID</b>	: 210376130001	<b>Encounter Type</b>	: Outpatient
<b>Visit Date</b>	: 12/02/2024 13:16	<b>Location</b>	: Executive Health Check
<b>Specialty</b>	: Executive Health Check	<b>Attending Practitioner</b>	: EHC Doctor

	Rest	Peak-dose
<b>LV ejection fraction (%)</b>	55	65
<b>Mitral inflow E/A vel (cm/s)</b>	102/86	144 (Single wave)
<b>Mitral annular E vel (cm/s)</b>	8	10
<b>Estimated LVEDP (mmHg)</b>	Normal	Normal
<b>Mitral Regurgitation</b>	Mild	Mild
<b>Tricuspid Regurgitation</b>	Trace	Trace
<b>Estimated RVSP (mmHg)</b>	22	25

### Summary & Interpretation

<b>Chest Pain</b>	:	No
<b>ECG Changes During the Stress Test</b>	:	No
<b>Normal Hemodynamics</b>	:	Yes
<b>LV Systolic Function at Rest</b>	:	Normal
<b>Inducible Wall Motion Abnormality</b>	:	No
<b>Overall Echo Findings</b>	:	Mitral annular calcification present Normally functioning bio prosthesis at aortic position Peak & mean gradient - 30/16 mmHg at rest and peak & mean gradient = 45/25 mmHg at peak dose

### Final Impression

Dobutamine stress echocardiogram is negative for reversible myocardial ischemia

### Signature Line

DR. APARAJITA KUMAR  
MBBS, PG DIPLOMA CARDIOLOGY, PCAC (HARVARD)  
ASSOCIATE CONSULTANT CARDIOLOGY  
INTERNATIONAL ASSOCIATE- AMERICAN COLLEGE OF CARDIOLOGY

DR SANJAY MITTAL  
MD, DM (CARDIOLOGY)  
SENIOR DIRECTOR  
CLINICAL CARDIOLOGIST AND RESEARCH CARDIOLOGY

Accredited by



**For Emergency & Ambulance: Dial @ 1068**

**Medanta - Gurugram**

✚ Sector - 38, Gurugram  
☎ 0124 4141 414

**Medanta - Mediclinic, Delhi**

✚ E-18, Defence Colony, New Delhi  
☎ 011 4411 4411

**Medanta - Mediclinic Cybercity**

✚ UG Floor, Building 10C, DLF Cybercity, Gurugram  
☎ 0124 4141 472

**Medanta - Mediclinic Subhash Chowk**

✚ 743P, Sector - 38, Near Subhash Chowk, Gurugram  
☎ 0124 4834 547

Regd. Office: Global Health Limited, E-18, Defence Colony, New Delhi, India Tel: 011 4411 4411

✉ info@medanta.org

www.medanta.org

Corporate Identity Number - L85110DI 2004DI C128319



<b>Patient ID</b>	: MM00090427	<b>Patient Name</b>	: Mr. Mahendra Singh H.j.s.
<b>Gender</b>	: Male	<b>Age</b>	: 73Y
<b>Encounter ID</b>	: 210376130001	<b>Encounter Type</b>	: Outpatient
<b>Visit Date</b>	: 12/02/2024 13:16	<b>Location</b>	: Executive Health Check
<b>Specialty</b>	: Executive Health Check	<b>Attending Practitioner</b>	: EHC Doctor

Accredited by

JCI certificate  
(CN - 3628.2)Certificate No  
H-2011-0073**For Emergency & Ambulance: Dial @ 1068****Medanta - Gurugram**+ Sector - 38, Gurugram  
① 0124 4141 414**Medanta - Mediclinic, Delhi**+ E-18, Defence Colony, New Delhi  
① 011 4411 4411**Medanta - Mediclinic Cybercity**+ UG Floor, Building 10C, DLF Cybercity, Gurugram  
① 0124 4141 472**Medanta - Mediclinic Subhash Chowk**+ 743P, Sector - 38, Near Subhash Chowk, Gurugram  
① 0124 4834 547

Regd. Office: Global Health Limited, E-18, Defence Colony, New Delhi, India Tel: 011 4411 4411

✉ info@medanta.org

www.medanta.org

Corporate Identity Number - L85110DL2004PLC128319

Preliminary Report

Medanta Network: Gurugram | Delhi | Lucknow | Patna | Indore | Ranchi | Noida\*

2/13/2024

\*Upcoming



Executive Health Check

Name: Mr. Mahendra Singh H.j.s.

Gender: M

Doctor: EHC Doctor

UHID: MM00090427

DOB: 01 May 1950  
(73 years)

Date: 12 Feb 2024

Department of Radiology -

XRAY CHEST

**Radiology Report**

MM00090427

**CHEST RADIOGRAPH (PA VIEW)**

Sternal sutures and clips are noted.  
Bilateral lung fields are normal.  
Bilateral hila are normal.  
CP angles are normal.  
Cardiac size is within normal limits.

*Please correlate clinically.*

Medical Transcriptionist: SN

Authorized by:

**Dr Alka Ashmita Singhal**

Associate Director

Authorized On: 12 Feb 2024 15:21, Ordered On: 12 Feb 2024 13:51

Note: Hospital policy mandates the films records to be maintained for the period of 3 months only. Kindly collect the films before this period.



**Department of Laboratory Medicine - HEMATOLOGY**
**Hemogram**

Colors Indicate: Abnormal Borderline Normal

Test Name	06 Jun 2018 10.01	29 Mar 2019 10.08	12 Feb 2024 13.26	Your Value	Reference Range
<b>Hemoglobin, gm/dL</b>	13.6	16.7	16.2 ✓	Normal	13-17
Method: SLS Hb - colorimetric					
<b>WBC, 10<sup>3</sup>/μL</b>	13.93	13.40	11.47 ✓	High	4-10
Method: Fluorescence flow cytometry					
<b>Neutrophil, Percentage</b>	62.8	57.9	66.0	Normal	40-80
Method: Fluorescence flow cytometry					
<b>Lymphocyte, Percentage</b>	28.0	33.1	24.9	Normal	20-40
Method: Fluorescence flow cytometry					
<b>Eosinophil, Percentage</b>	1.3	1.1	1.0	Normal	1-6
Method: Fluorescence flow cytometry					
<b>Monocyte, Percentage</b>	7.8	7.8	7.9	Normal	2-10
Method: Fluorescence flow cytometry					
<b>Basophil, Percentage</b>	0.1	0.1	0.2	Normal	0-2
Method: Fluorescence flow cytometry					
<b>Platelet Count, 10<sup>3</sup>/μL</b>	161	160	151 ✓	Normal	150-410
Method: DC Impedance/Hydrodynamic focusing					
<b>RBC Count, Miln/Cumm</b>	4.89	5.49	5.31	Normal	4.5-5.5
Method: DC Impedance/Hydrodynamic focusing					
<b>Hematocrit, Percentage</b>	41.7	49.8	47.5	Normal	40-50
Method: DC Impedance/Hydrodynamic focusing					
<b>MCV, fL</b>	85.3	90.7	89.5	Normal	83-101
Method: Automated Calculation					
<b>MCH, pg</b>	27.8	30.4	30.5	Normal	27-32
Method: Automated Calculation					
<b>MCHC, g/dl</b>	32.6	33.5	34.1	Normal	31.5-34.5
Method: Automated Calculation					
<b>RDW, Percentage</b>	14.70	14.10	13.2	Normal	11.6-14
Method: Derived					
<b>Erythrocyte Sedimentation Rate, mm/hr</b>	17	5	2	Normal	0-14
Method: Optoelectrical Measurement					





Executive Health Check

Name: Mr. Mahendra Singh H.j.s.

Gender: M

Doctor: EHC Doctor

UHID: MM00090427

DOB: 01 May 1950  
(73 years)

Date: 12 Feb 2024



Department of Laboratory Medicine - HEMATOLOGY

Peripheral blood Smear

RBC: Predominantly Normocytic Normochromic blood cells.

WBC: Leucocytosis with neutrophilic predominance. No abnormal cells seen.

PLATELETS: Adequate.





Executive Health Check

Name: Mr. Mahendra Singh H.j.s.

Gender: M

Doctor: EHC Doctor

UHID: MM00090427

DOB: 01 May 1950  
(73 years)

Date: 12 Feb 2024

Department of Laboratory Medicine - HEMATOLOGY

Please Note

1. Test results are to be clinically correlated.
2. Storage and discard of biological specimen/materials shall be as per Medanta's specimen retention policy.
3. The biological specimen/ materials may be used for educational and research purposes.
4. Test results are not valid for medico-legal purposes.
5. In case of any query related to the test results, please contact [ 0124 4141414 ].

Authorized by

Dr Ritu Chadha  
Associate Director

Released by

Dr Ritu Chadha  
Associate Director

Specimen No: 2024063308, Specimen Type: Blood (EDTA)

Authorized: 12 Feb 2024 17:05, Released: 12 Feb 2024 17:05, Ordered: 12 Feb 2024 13:17, Collected: 12 Feb 2024 13:26,

Received: 12 Feb 2024 13:26, Registered: 12 Feb 2024 13:26





Executive Health Check

Name: **Mr. Mahendra Singh H.j.s.**

Gender: **M**

Doctor: **EHC Doctor**

UHID: **MM00090427**

DOB: **01 May 1950**  
**(73 years)**

Date: **12 Feb 2024**



**Department of Laboratory Medicine - HEMATOLOGY**

**PROTHROMBIN TIME & INR**

**Prothrombin Time**

**Result: 10.90, Sec**

Result Date: 12 Feb 2024 13:26

Reference Range : 9.3 - 12.1 seconds

MNPT : 10.7 seconds

Method : Clotting Method (Percentage Detection Method)

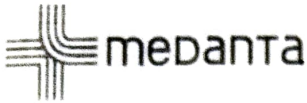
**INR**

**Result: 1.03**

Result Date: 12 Feb 2024 13:26

Method : Clotting Method (Percentage Detection Method)





Executive Health Check

Name: Mr. Mahendra Singh H.j.s.

Gender: M

Doctor: EHC Doctor

UHID: MM00090427

DOB: 01 May 1950  
(73 years)

Date: 12 Feb 2024

Department of Laboratory Medicine - HEMATOLOGY

Please Note

1. Test results are to be clinically correlated.
2. Storage and discard of biological specimen/materials shall be as per Medanta's specimen retention policy.
3. The biological specimen/ materials may be used for educational and research purposes.
4. Test results are not valid for medico-legal purposes.
5. In case of any query related to the test results, please contact [ 0124 4141414 ].

Authorized by

Dr Ritu Chadha  
Associate Director

Released by

Mohd Naushad

Specimen No: 2024063310, Specimen Type: Blood (Sodium Citrate 1:9)

Authorized: 12 Feb 2024 15:22, Released: 12 Feb 2024 15:07, Ordered: 12 Feb 2024 13:17, Collected: 12 Feb 2024 13:26,

Received: 12 Feb 2024 13:26, Registered: 12 Feb 2024 13:26

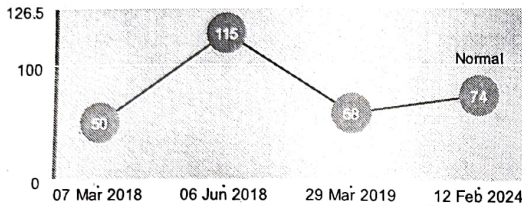
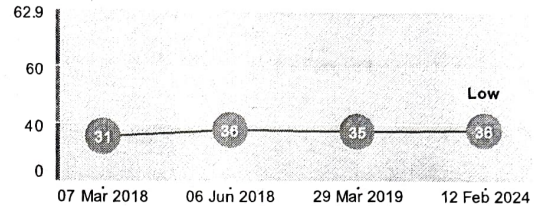




**Department of Laboratory Medicine - BIOCHEMISTRY**
**Lipid Profile**

 Colors Indicate: **Abnormal** **Borderline** **Normal**
**LDL - Cholesterol, mg/dL**

LDL transports cholesterol from liver to body tissues. Excess LDL can cause blockages in arteries & increase the risk of CVDs.


**HDL - Cholesterol, mg/dL**


Result Date: 12 Feb 2024 13:26 Reference Range: 40-60

 Method Used: Phosphotungstic Acid/ MgCl<sub>2</sub> - Enzymatic (CHE/CHO/POD)

Result Date: 12 Feb 2024 13:26 Reference Range: 0-100

Optimal &lt;100

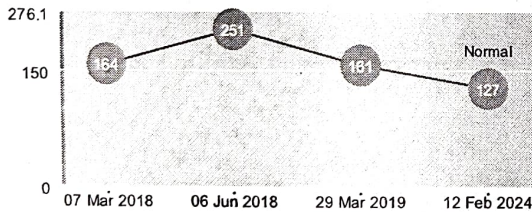
Near to above optimal 100-129

Borderline High 130-159

High 160-189

Very High &gt;190

Method Used: Enzymatic (Two Step CHE/CHO/POD &amp; Catalase)

**Triglycerides, mg/dL**


Result Date: 12 Feb 2024 13:26 Reference Range: 0-150

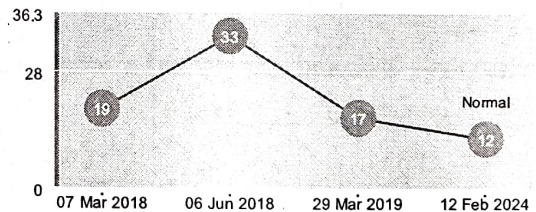
Normal &lt;150

Borderline High 150-199

High 200-499

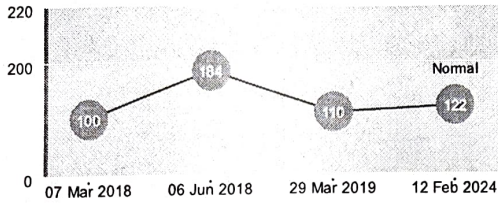
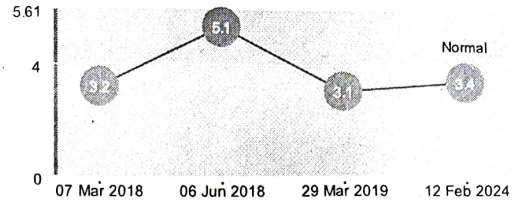
Very High &gt;=500

Method Used: Enzymatic (Lipase/GK/GPO/POD) without correction for free glycerol

**VLDL - Cholesterol, mg/dL**


Result Date: 12 Feb 2024 13:26 Reference Range: 0-28



**Department of Laboratory Medicine - BIOCHEMISTRY**
**Total Cholesterol, mg/dL**

**Cholesterol/HDLC Ratio**


Result Date: 12 Feb 2024 13:26

Reference Range: 0-200

Result Date: 12 Feb 2024 13:26

Reference Range: 0-4

Desirable &lt;200

Borderline High 200-239

High &gt;240

Method Used: Enzymatic (CHE/CHO/POD)

**Non HDL Cholesterol**
**Result: 86, mg/dL**

Result Date: 12 Feb 2024 13:26

Range :

130 Desirable

130-159 Above desirable

160-189 Borderline high

190-219 High

&gt;220 Very high





Executive Health Check

Name: Mr. Mahendra Singh H.j.s.

Gender: M

Doctor: EHC Doctor

UHID: MM00090427

DOB: 01 May 1950  
(73 years)

Date: 12 Feb 2024

Department of Laboratory Medicine - BIOCHEMISTRY

Please Note

1. Test results are to be clinically correlated.
2. Storage and discard of biological specimen/materials shall be as per Medanta's specimen retention policy.
3. The biological specimen/ materials may be used for educational and research purposes.
4. Test results are not valid for medico-legal purposes.
5. In case of any query related to the test results, please contact [ 0124 4141414 ].

Authorized by

Dr. Anuj Parkash/Dr. Meenakshi  
Attending Consultant

Released by

Shailesh Kumar Pandey

Specimen No: 1024087941, Specimen Type: SERUM (Fasting)

Authorized: 12 Feb 2024 16:01, Released: 12 Feb 2024 15:59, Ordered: 12 Feb 2024 13:17, Collected: 12 Feb 2024 13:26,

Received: 12 Feb 2024 13:26, Registered: 12 Feb 2024 13:26





Executive Health Check

Name: Mr. Mahendra Singh H.j.s.

Gender: M

Doctor: EHC Doctor

UHID: MM00090427

DOB: 01 May 1950 (73 years)

Date: 12 Feb 2024



Department of Laboratory Medicine - BIOCHEMISTRY

Multiple Test


Colors Indicate: Abnormal Borderline Normal

Potassium (Serum), mmol/L




Result Date: 12 Feb 2024 13:26 Reference Range: 3.5-5.1  
Method Used: Direct Ion electrode

Creatine phosphokinase, U/L




Result Date: 12 Feb 2024 13:26 Reference Range: 55-170  
Method Used: creatine phosphate/GK/GPO/POD

Serum Creatinine, mg/dL




Result Date: 12 Feb 2024 13:26 Reference Range: 0.8-1.5  
Method Used: Enzymatic (creatinine amidohydrolase)

Blood Urea, mg/dL




Result Date: 12 Feb 2024 13:26 Reference Range: 19-43  
Method Used: Urease with indicator dye

Sodium (Serum), mmol/L



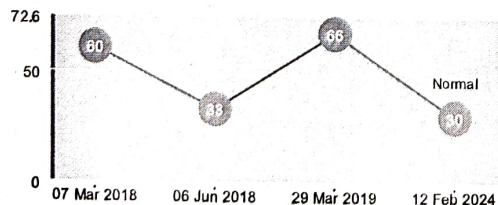
Result Date: 12 Feb 2024 13:26 Reference Range: 137-145  
Method Used: Direct Ion sel electrode

Uric Acid (Serum), mg/dL



Result Date: 12 Feb 2024 13:26 Reference Range: 3.5-8.5  
Method Used: Uricase/ peroxidase (colorimetric)

SGPT (ALT), U/L



Result Date: 12 Feb 2024 13:26 Reference Range: 0-50  
Method Used: Kinetic WITH PYRIDOXAL 5 PHOSPHATE - (Lactate dehydrogenase/NA)





Executive Health Check

Name: Mr. Mahendra Singh H.j.s.

Gender: M

Doctor: EHC Doctor

UHID: MM00090427

DOB: 01 May 1950  
(73 years)

Date: 12 Feb 2024

Department of Laboratory Medicine - BIOCHEMISTRY

Please Note

1. Test results are to be clinically correlated.
2. Storage and discard of biological specimen/materials shall be as per Medanta's specimen retention policy.
3. The biological specimen/ materials may be used for educational and research purposes.
4. Test results are not valid for medico-legal purposes.
5. In case of any query related to the test results, please contact [ 0124 4141414 ].

Authorized by

Dr. Anuj Parkash/Dr. Meenakshi  
Attending Consultant

Released by

Sumit Kumar Sharma

Specimen No: 1024087942, Specimen Type: Serum

Authorized: 12 Feb 2024 16:49, Released: 12 Feb 2024 16:45, Ordered: 12 Feb 2024 13:17, Collected: 12 Feb 2024 13:26,  
Received: 12 Feb 2024 13:26, Registered: 12 Feb 2024 13:26





Executive Health Check

Name: Mr. Mahendra Singh H.j.s.

Gender: M

Doctor: EHC Doctor

UHID: MM00090427

DOB: 01 May 1950  
(73 years)

Date: 12 Feb 2024




Department of Laboratory Medicine - BIOCHEMISTRY

Glucose (Fasting)

Colors Indicate: Abnormal Borderline Normal

Glucose (Fasting), mg/dL



Result Date: 12 Feb 2024 13:26 Reference Range: 70-100

<100 mg/dl Normal

100-125 mg/dl as PREDIABETES

> 126 DIABETES

\*In a person with diabetes, optimal  
Glucose value is as advised by your

Doctor

Method used : GOD/POD, colorimetric





Executive Health Check

Name: Mr. Mahendra Singh H.j.s.

Gender: M

Doctor: EHC Doctor

UHID: MM00090427

DOB: 01 May 1950  
(73 years)

Date: 12 Feb 2024

Department of Laboratory Medicine - BIOCHEMISTRY

Please Note

1. Test results are to be clinically correlated.
2. Storage and discard of biological specimen/materials shall be as per Medanta's specimen retention policy.
3. The biological specimen/ materials may be used for educational and research purposes.
4. Test results are not valid for medico-legal purposes.
5. In case of any query related to the test results, please contact [ 0124 4141414 ].

Authorized by

Dr. Anuj Parkash/Dr. Meenakshi  
Attending Consultant

Released by

Saurabh

Specimen No: 1024087940, Specimen Type: Sodium Fluoride(F)

Authorized: 12 Feb 2024 15:36, Released: 12 Feb 2024 15:33, Ordered: 12 Feb 2024 13:17, Collected: 12 Feb 2024 13:26,

Received: 12 Feb 2024 13:26, Registered: 12 Feb 2024 13:26





Executive Health Check

Name: Mr. Mahendra Singh H.j.s.

Gender: M

Doctor: EHC Doctor

UHID: MM00090427

DOB: 01 May 1950 (73 years)

Date: 12 Feb 2024



Department of Laboratory Medicine - HEMATOLOGY

Urine Analysis

Colors Indicate: Abnormal Borderline Normal

Physical Examination

Test Name	Result	Test Name	Result	Test Name	Result
Colour	PALE YELLOW	Volume	30	Appearance	Clear
PH	6.0	Specific Gravity	1.005		

Chemical Examination

Test Name	Result	Reference	Test Name	Result	Reference
Protein	Absent	Absent: <15 mg/dl Trace: 15-29 mg/dl 1+: 30-99 mg/dl 2+: 100-299 mg/dl 3+: 300-999 mg/dl 4+: > 999mg/dl Method: Dual wavelength reflectance	Glucose	Absent	Absent: <50 mg/dl Trace: 50-99 mg/dl 1+: 100-249 mg/dl 2+: 250-499 mg/dl 3+: 500-1999 mg/dl 4+: > 1999 mg/dl Method: Dual wavelength reflectance
Nitrite	Negative	Method: Dual wavelength reflectance	Ketone bodies	Negative	Negative : <10 mg/dl 1+: 10-29 mg/dl 2+: 30-79 mg/dl 3+: > 79 mg/dl Method: Dual wavelength reflectance
Bilirubin	Negative	Negative: <0.5 mg/dl 1+: 0.5-0.9 mg/dl 2+: 1.0-1.9 mg/dl 3+: > 1.9 mg/dl Method: Dual wavelength reflectance	Erythrocytes	Negative	Negative: <0.03 mg/dl Trace: 0.03-0.05mg/dl 1+: 0.06-0.14 mg/dl 2+: 0.15-0.74 mg/dl 3+: > 0.74 mg/dl Method: Dual wavelength reflectance
Leukocyte Esterase	Negative	Negative: < 25 Leu/ul 1+: 25-74 Leu/ul 2+: 75-499 Leu/ul 3+: > 499 Leu/ul Method: Dual wavelength reflectance	Urobilinogen	normal	Normal : < 2.0 mg/dl 1+: 2.0-3.9 mg/dl 2+: 4.0-7.9 mg/dl 3+: 8.0-11.9 mg/dl 4+: > 11.9 mg/dl Method: Dual wavelength reflectance





**Department of Laboratory Medicine - HEMATOLOGY**

Test Name	06 Jun 2018 10:01	29 Mar 2019 10:08	12 Feb 2024 13:26	Your Value	Reference Range
<b>Pus Cells, /HPF</b>	0-1/hpf	0-1/hpf	0.0	Normal	0-8
06 Jun 2018 10:01 AM: 0-1/hpf 29 Mar 2019 10:08 AM: 0-1/hpf Method: Fluorescence flow cytometry					
<b>Epithelial Cells, /HPF</b>	0-1/hpf	0-1/hpf	0.1	Normal	0-4
06 Jun 2018 10:01 AM: 0-1/hpf 29 Mar 2019 10:08 AM: 0-1/hpf Method: Fluorescence flow cytometry					
<b>Red Blood Cells, /HPF</b>	0-1/hpf	0-1/hpf	0.3	Normal	0-4
06 Jun 2018 10:01 AM: 0-1/hpf 29 Mar 2019 10:08 AM: 0-1/hpf Method: Fluorescence flow cytometry					
<b>Casts</b>	Not seen	Not seen	0.00	Normal	0-2
06 Jun 2018 10:01 AM: Not seen 29 Mar 2019 10:08 AM: Not seen Method: Fluorescence flow cytometry					
<b>Crystals, /HPF</b>	Not seen	Not seen	0.0	Normal	0-1
Method: Fluorescence flow cytometry					





Executive Health Check

Name: Mr. Mahendra Singh H.j.s.

Gender: M

Doctor: EHC Doctor

UHID: MM00090427

DOB: 01 May 1950  
(73 years)

Date: 12 Feb 2024

Department of Laboratory Medicine - HEMATOLOGY

Please Note

1. Test results are to be clinically correlated.
2. Storage and discard of biological specimen/materials shall be as per Medanta's specimen retention policy.
3. The biological specimen/ materials may be used for educational and research purposes.
4. Test results are not valid for medico-legal purposes.
5. In case of any query related to the test results, please contact [ 0124 4141414 ].

Authorized by

Dr Ritu Chadha  
Associate Director

Released by

Sumit Kumar

Specimen No: 2024063309, Specimen Type: Urine

Authorized: 12 Feb 2024 15:24, Released: 12 Feb 2024 15:11, Ordered: 12 Feb 2024 13:17, Collected: 12 Feb 2024 13:26.

Received: 12 Feb 2024 13:26, Registered: 12 Feb 2024 13:26

