

333

104

Dr. Sudeep Kumar
Professor
(Monday)

Cardiology

Reg



2022541856

Priority

Jyoti Rai / 40 Years, FEMALE

Printed on: 11-7-2022 9:25:38

Abhishek Awasthi@
172.25.250.163

SANJAY GANDHI POST GRADUATE INSTITUTE OF MEDICAL SCIENCES LKO



O. P. D. CASE FILE

20

Patient's Name

Address

REQUISITION FORM FOR CONSULTATION

214

Jyoti Rao
2022 54 1856
2022 54 1856

Ward No.

Bed No.

Department

Cardiology

Consultation required from :

Pub Med.

Urgent

Routine

Diagnosis/Specific problem :

Ch OSA = PAH

Request for Pub Med consultation

Consultation/Opinion required in respect of :

Request

Opinion only

Opinion + Follow up

Transfer

Date... 11/2/20...

Time

Signature... [Signature] ...

Designation... Sr...

Name... Dr. S. Kumar Sir...

Report/Opinion of the consultant *

Date.....

Time

Signature.....

Designation

Name

* Use reverse side if required.

Jyoti Kaur
 11/7/2022
 54/856

Department	Unit/Consultant
Cardiology	Dr. Dr. S. Kumar

Referring Doctor/Hospital:
 Name:
 Address:

11/7/2022

History

Chest pain Dec date, squeezing,
 radiating to Lt UL. Lasted
 for about 20-30 min. on E
 glycerol, no relief
 Prob - MI
 DAB - 2 (over then)

- DM
- HTN
- CAH
- CHO
- Parity of 4
- TE
- Smoker

History

Post evaluation

Treatment History

27 Feb (7/1/19)
 (1/6/20)

1st TE, RUST = 12AP + 20
 Dilat 12AP, RUST to see TE
 PAK = 40 (1000 = 42 + 12AP)
 TH 20 2000

Personal/Social/Family History

Referral here for further management.

CAH (8/2022) : man 64 y old
 My energy test : no OSA
 Pul. dxn : 2 study

compressive discomfort
over central chest.

O/E B/L harsh rale.

ECG → RVH.

ECHO → Dilated RA, RV
TR +
RVSP = 52.

NO
H/S/O
OSA
(12 mo
daytime
sleepiness)
snoring

Advice:

suggested

- ① PFT + BDR
- ② HRT THORAX
- ③ Tab. MONTelukast +
BILASTINE 1 tab BD HS
x 3 wks
- ④ MDI FORMOTEROL +
BUDESONIDE (200) 2 PUFFS
BID 8am via $\left. \begin{matrix} \text{AEROSTAT} \\ \text{VT} \end{matrix} \right\}$

3/9/22

TLC = 15000

CRP = 27

CT → B/L pleural effusion
LLL patchy opacity
Recent COVID LRTI.

C/O: - cough
sore
fever] x 2 wks.

SpO₂ -
pulse -

H/S/O asthma. (has not done PFT)

Advice ① Sputum pyogenic
culture

- ② Tab. COAMOXCLAV (625)
- ③ Cap. ROXYCYCLINE

(4) DYTOR ↑ to 10 mg

(5) MDI (ICS + LABA)

(6) LTRA

(7) DERIPHYLLINE-R.

(8) PCM (650) SOS.

[poor
MDI
compliance
till
now].

Department of Cardiology, SGP GIMS, Lucknow

ECHOCARDIOGRAPHY REPORT

Name: Tyoti Rai Age/Sex: _____
 CR No.: 2022541857 HT/Wt: _____ Date: _____
 LV- ED: 40 ES: 28 IVS: 10 PW: 10 EDV: _____ ESV: _____ EF: _____

RWMA: ② LV size nearly normal
② LV contractility
 Right Ventricle: midly dilated TAPSE: _____

Right Atrium: _____

Left Atrium: 30

Inter Atrial Septum: TAPSE → 24

Pericardium: _____

Inter Ventricular Septum: _____

Aorta: 33 Annulus: _____

Mitral Valve: _____

Tricuspid Valve: _____

Aortic Valve: _____

Pulmonary Valve: _____

Colour Doppler		Doppler Study					TDI			
MR:	AR:	VP	PG	MG	EDG	PHT/AREA	e'	A'	S'	E/e'
<u>Mild</u>										
		MV					MV			
		AOV					Sep			
PR:	PAEDP:	TV					Lat			
TR: <u>Mild-sev</u>	Vel: <u>24</u>	RVSP: <u>30</u>	PV							

Seq. Cham. Analysis: _____
② LV size nearly normal
② LV contractility

Final Diagnosis: Mild-sev TR / Mild MR

Done by Dr. _____
 It's Copy _____

नोट:-कम्प्यूटराइज्ड रिपोर्ट मिलने तक इसे सुरक्षित रखें।



SANJAY GANDHI POSTGRADUATE INSTITUTE OF MEDICAL SCIENCES

Rae Bareli Road, Lucknow- 226 014

Name... Jyoti Rai CR. No. 2022541856

Diagnosis.....

Investigations Ordered

- Hematology
- Coagulation
- Cl. Chemistry
- Urinalysis & Fluids
- Cytology
- Bacteriology
- Serology
- Plain X-ray
- Ultrasound
- CT
- MRI
- Nuclear Medicine
- Immunology
- Medical Genetics
- Endocrinology
- GI Endoscopy

Others

-
-
-
-

R ① COAMOXICLAV
(625) 1-1-1
for 5 days

② DOXYCYCLINE (100)
1-X-1 for 5 days

③ DYTOR (10) OD
x 3 wks

④ DERIPHYLLINE
-R (300) OD HS
x 3 wks

⑤ MONTAIR - LC
OD HS x 3 wks

⑥ MSI FORACORT
Next Appointment on.....at.....m
(200) 2 puff

Signature
355 - 8pm VIA

* ZEROSTAT VT



SANJAY GANDHI POSTGRADUATE INSTITUTE OF MEDICAL SCIENCES

Rae Bareli Road, Lucknow- 226 014

Name JYOTI RAI CR. No.

Diagnosis.....

Investigations Ordered

- Hematology
- Coagulation
- Cl. Chemistry
- Urinalysis & Fluids
- Cytology
- Bacteriology
- Serology
- Plain X-ray
- Ultrasound
- CT
- MRI
- Nuclear Medicine
- Immunology
- Medical Genetics
- Endocrinology
- GI Endoscopy

R ① Tab.
 MONTELUKAST
 + BILASTINE
 (10 + 20) 1 tab
 OD HS for
 3 wks

② ② Tab.
 TORSEMIDE (10)
 1 tab OD HS
 x 3 wks

Others

No come

after

3 wks

Next Appointment on.....at.....in

(Signature)



DR. VINEET BANSAL

M.D. D.M. (Cardiology) FESC
Fellow of European Society of Cardiology
Senior Interventional & Consultant Cardiologist
Regd. No. 42395

हृदय रोग विशेषज्ञ

At Present - Anand Hospital, A-1, Connaught Colony,
Gurgaon, Haryana

Formerly at INDRAPRASTHA APOLLO HOSPITAL, DELHI
METRO HEART HOSPITAL

एम्बेडमेंट के लिए सम्पर्क करें - टेलीफोन 0121-4052244, मो. 9760293865



DR. SWATI BANSAL

MBBS, DCH
Necrotic & Child Specialist

शिशु एवं बाल रोग विशेषज्ञ

Formerly at RED CROSS HOSPITAL, DELHI
SHANTI NIKUNJA HOSPITAL, DELHI

सुपेया फोन पर नाम लिखवा कर आए

Specialist in:
ECHO, TMT, HOLTER, ABP MONITORING
ANGIOGRAPHY, ANGIOPLASTY
PACEMAKER IMPLANTATION

Name Ms. Jyoti Talsada Age 39y Sex F Mobile _____ Date 31/7/20

Address _____

Diagnosis

Obesity
Mild Anemia
Edema - Mild PAH (R/LA dilated)
Mod (42+RFP)

Chief Complaint _____

Clinical Examination

B.P. - 122/84
HR 7. 81k.

Advice:

Advice:
- USG abdomen whole
- CBC

1. Tab	Pulmonex	5	100
2. Tab	Tadovas	25	100
3. Tab	Doxiflo	5	100
4. Tab	Dyha plm	5	100
5. Tab	Corbana	5	100

x 3 day

x 3 months

31/7/20

Dr. A.S. Dubé

M.B.B.S., M.S. (Orth.), D.N.B. (Orth.), D.N.B. (Phy. Med. & Rehab.), M.N.A.M.S. (Orth.)
Director Professor & Consultant, Post Graduate Department of Orthopaedic Surgery
Subharti Medical College, Swami Vivekanand Subharti University, Meerut- 250002
e-mail : abhaysdube@gmail.com

Mr. Jyoti Ravi 38 Y/f

Recent investigated for cardiopulmonary status.
diagnosed to have chronic COPD: had mild pleural eff.
& dilatation of (R) atrium & (R) ventricle.

varicose veins
mild TR - possibly in left foot (not)
↑ heavy pulse gained
Trying to reduce weight: hipocae powder

- Anti-depressant for 13-14 ts
- On for bronch. inhaler
- Desipyllin R (150) (17P/D)

- 2-3 back pain
- had hypotension D - treated
- has relief by pain, &

MRI L.S. apr- 17/18 / 19 age (no compression)

- Presently on
- Anti-depressants
 - Tel Desipyllin R (150) (17P/D)
 - hipocae 170 powder.

Serum 2-Hydroxy Vit D (symptomatic)
(19.7 ng/ml - uncombined)

Exercises :-

- Heenan's Quad up drill
exes 15 cycles -
3-4 times daily
- Isometric trapezius
+ flexibly across to gl
extension
exercises...

2/3/2018 - Tel ETUCESIC - T
17P/D
o — u/

Tel Acwin 37.54/1131
Tel Telmar (150) (17P/D)

Catheter wage mill
MOYMENT / MYOSTAAL liniment
+ tea

A.S. Dubee

M.S. (Orth.), D.N.B. (Orth.), D.N.B. (Phy. Med. & Rehab.), M.N.A.M.S. (Orth.)
Professor & Consultant, Post Graduate Department of Orthopaedic Surgery
Bharati Medical College, Swami Vivekanand Subharti University, Meerut- 250002
: abhaysdube@gmail.com

Min. Jy. Ravi 387/P

- On Antidepressant
- @ Bilateral enthal.
- Colon ~~dist~~ I.I.B (Sigmoid)
- Lophylo R.
- Use investig. test. for carbon status
at AIIMS New Delhi : for ? Pulmonary Hypertension
- No mental difficulty

Sem 2 > Hydroxylation (empty stomach)
Sem 100 acid (empty stomach)

COPD ruled out by cardiologist - ?

Tl Sigmoid pro + 1/01
101

FTL Osteomalacia is
low back ach is
by ? Pulmonary
Hypertension
Insomnia = Anxiety ~~delirium~~

- Exercises x 3 6 early
- @ Home's -
Q. long dist 15 hrs
- ~~Isometric~~ Isometric
trapezius strengthening exercises
1st = spl extensors
- Putze manage all
Mometalil/
MPOSTADOL

Tl ETORNA (400) 1/128
 0 ——— 0
 + 5 day
 ↓
 7.54 Tl ETORNA 200
 0 ——— 0
 + 5 day

slasr - Tl Telma = (500) 1/128

1
12/11/19
6/11/19

SHASHI DENTAL & CHEST CENTRE



Dr. Jitendra Tyagi
 M.D. (Lucknow)
 CHEST SPECIALIST
 BRONCHOSCOPIST

77 PATI



Wgmtg
 No Difficulty in breathing

M.D. (Lucknow)
 CHEST SPECIALIST
 BRONCHOSCOPIST

H/o PATI - 2015

even in rest - 5/4
 no cough, no exp. not related to exertion
 H/o pedal edema

ECHO - RA, ASD

10/11/15

96/52 102/min 97/66

No edema JVP N

HVB - No wheeze - 150 c/sph

1. Transderm Budonate 400 - 2 puff 2/3 or 2
 Tiotate - 2 puff

1. Transderm Budonate - 2 puff 2/3 or 2
 400

Tiotate - 2 puff = 150 c/sph

2. Albuterol - 1 puff

2. Albuterol - 1 puff

3. Berpiflank 150

3. Berpiflank 150

432 0 2/19

4. Nebulization - as required

JIL
 27/6/19

2/2/19

Spirometric exercise

Clinic:

26, Bhupal Singh Market,
 Begum Bridge Road, Meerut.

Ph.: (0121) 2665844

Time: 11:00 AM - 5:00 PM

Repeat PFT

JIL

Saturday Closed

Residence :

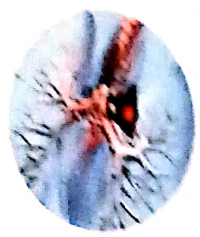
Panch Sheel Colony, Lane No. 3
 Opp. Radha Govind Mandap,
 Garh Road, Meerut.

Ph.: (0121) 2760990 M.: 9412206550

Time: 9 AM - 11 AM, 6 PM - 8 PM

SHASHI DENTAL & CHEST CENTRE

Dr. Jitendra Tyagi



M.D. (Lucknow)
CHEST SPECIALIST
BRONCHOSCOPIST

1 PPH
Ectopic Adipose tissue
PFT - Kavitika + DLCO
CR - BL min: 8/1/19
Pulmonary embolism - Venous thrombosis

Mrs Jyoti Tiwari
H/o Kavitika in 2015
ATT - 100
Delhi
Chennai
Culicoides for PPH
Rheumatoid

Wt 100 kg
HF 10000
BAM 36.76
Date.....

JIC
13/10/19

PFT - Kavitika + DLCO
RUSP - 30 + ATT - 100

1. Acetaminophen
+
Inhaler (Budesonide - 200
TiOMATE - 50)

Tb Desiphrin 100
JIC
13/10/19

Clinic:
Bhupal Singh Market,
Gum Bridge Road, Meerut.
Ph: (0121) 2665844
Time: 11:00 AM - 5:00 PM

**Saturday
Closed**

Residence :
Panch Sheel Colony, Lane No. 3
Opp. Radha Govind Mandap,
Garh Road, Meerut.
Ph.: (0121) 2760990 M.: 9412206550
Time: 9 AM - 11 AM, 6 PM - 8 PM

HASHI DENTAL & CHEST CENTRE



Dr. Jitendra Tyagi



PAH

M.D. (Lucknow)
CHEST SPECIALIST
BRONCHOSCOPIST

MRS. JYOTI RAI

Pl. Not seen physically
Not attended clinic

Date.....

1. RLC BUDAMATE 2010
400
TIOMATE - 2010

2. Deniphyllin-R
300
|
HSE = 2110

3. Lupibase 125mg 1BD
or
625mg - 2 BD

|
JLO

30/6/2020

Clinic:

26, Bhupal Singh Market,
Begum Bridge Road, Meerut.
Ph.: (0121) 2665844
Time: 11:00 AM - 5:00 PM

Residence :

Panch Sheel Colony, Lane No. 3
Opp. Radha Govind Mandap,
Garh Road, Meerut.
Ph.: (0121) 2760990 M.: 9412206550
Time: 9 AM - 11 AM, 6 PM - 8 PM

**Saturday
Closed**

SHASHI DENTAL & CHEST CENTRE

11/10/2015 V.A.T.T in 2015

Dr. Jitendra Tyagi M.D. (Lucknow)

Wt 100kg

CHEST SPECIALIST
BRONCHOSCOPIST

BMI - 36.7



90% Bronchodilation - 24R

Progressively 19. - yr B. Mrs. Jyoti Rai

Chest pain - problem started 4 yr ago

Date.....

Auto immune profile - Negative

Thyroid - Normal

EFT & LFT - Normal

PFT - Restraintive pattern

DLCO ↓↓

ECHO - PA v. Rv dilated LVED 60%
[↑BNP.] NO QSA



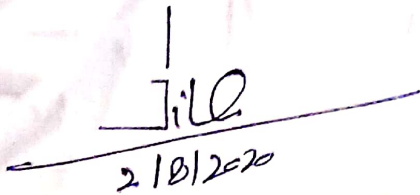
Δ PAM ? (diagnostic??) Obesity

↓↓ B.P. & Sildenafil wt. reduction

1. Lupiboss 125 1BD

2. UNISTAR (10/75) 2BD

3. Desipyllin-R 300



Transdermal Budonate - 2puff - ses
TIOMATE - 2puff - doib

1. OBISERT / ORLIMATE 1BD

Clinic: 120kg

Residence :

Panch Sheel Colony, Lane No. 3
Opp. Radha Govind Mandap,
Garh Road, Meerut.

Ph.: (0121) 2760990 M.: 9412206550
Time: 9 AM - 11 AM, 6 PM - 8 PM

Saturday Closed

26, Bhupal Singh Market,
Begum Bridge Road, Meerut.

Ph.: (0121) 2665844
Time: 11:00 AM - 5:00 PM

Post M.D. (L.U.) in 2015 for Lucknow

SHASHI DENTAL & CHEST CENTRE

Chesty & Pulmonary Hypertension

Dr. Jitendra Tyagi

M.D. (Lucknow)
CHEST SPECIALIST
BRONCHOSCOPIST



90 SOB

PFT - Restrictive Lung disease

Exam - PA & RV dilated
EIPH

Adv - Weight management

1. R/c Formaveo 2/3 time/day

2. Lupiboss 1 BD
625

1 —————

3. Desipyllin-2 1 BD
300

1 —————

4. Neumbin forte 1 BD

1
JTD

18/8/23

Mrs. Jyoti Rai
42421

Date 18/8/23

Fsp clo - PAH & obesity
clo & SOB & edema

1. R/c Formaveo forte - 3 time

Nebulisation & Pulmonary
HTN

2. Dytel plus 10

1/2 —————

3. Desipyllin-2 300

1 —————

4. Lupiboss 1 BD
125

1 —————

Neumbin forte 1 BD

1
JTD

25/10/23

Clinic:

26, Bhupal Singh Market,
Begum Bridge Road, Meerut.
Ph.: (0121) 2665844 95209 64521
Time: 11:00 AM - 5:00 PM

**Saturday
Closed**

Residence :

Panch Sheel Colony, Lane No. 3
Opp. Radha Govind Mandap,
Garh Road, Meerut.
Ph.: (0121) 2760990 M.: 9412206550
Time: 9 AM - 11 AM, 6 PM - 8 PM

SHASHI DENTAL & CHEST CENTRE

For all PAM & Obesity

Dr. Jitendra Tyagi

M.D. (Lucknow)
CHEST SPECIALIST
BRONCHOSCOPIST

Mrs. Jyoti Rani

Symptomatic status etc.



Nasal upri
C/o proximal cough
↑ SOB

Date... 20/11/23.....

1. PIC - { FORMICO-G
TIOMATE

1. PIC - { FORMICO-G
TIOMATE

Nebulization = BUONATE Respir

2. Dytar-plus 10
1/2

2. Dytar-plus 10
1/2

3. Lupiboss 125 IBD
1

3. Lupiboss 125
1
1000 mg

4. Desphyllin-R 1BD
300
1

4. Desphyllin-R 150
1

X 1 month

X 1 month

710

24/11/24

A. Augmentin-Duo 1gm IBD
1 X 5 days

B. Albigra-M
1 X 10 days

Steam inhalation

710

20/11/23

Clinic:

Residence :

26, Bhupal Singh Market,
Begum Bridge Road, Meerut.
Ph.: (0121) 2665844 9528964521
Time: 11:00 AM - 5:00 PM

**Saturday
Closed**

Panch Sheel Colony, Lane No. 3
Opp. Radha Govind Mandap,
Garh Road, Meerut.
Ph.: (0121) 2760990 M.: 9412206550
Time: 9 AM - 11 AM, 6 PM - 8 PM

SHASHI DENTAL & CHEST CENTRE

1410 PATI obesity

Dr. Jitendra Tyagi



Ca mild fever - 3 days

M.D. (Lucknow)
CHEST SPECIALIST
BRONCHOSCOPIST

Mrs. Jyoti Rai



Date: 25/9/24

1. PC FORMOPRO-G (BI)

TiOMATE

Nebulization - SOS

2. Dytor-plus 10
1/2

3. Lupibors 125
1

4. Dersphylin 300
1

A. Gb PACIMEL 1705
650

fever

B. AZIMOK 600mg

x 3 days

JTD

25/9/24

Clinic:

26, Bhupal Singh Market,
Begum Bridge Road, Meerut.
Ph.: (0121) 2665844 9528964521
Time: 11:00 AM - 5:00 PM

**Saturday
Closed**

Residence :

Panch Sheel Colony, Lane No. 3
Opp. Radha Govind Mandap,
Garh Road, Meerut.
Ph.: (0121) 2760990 M.: 9412206550
Time: 9 AM - 11 AM, 6 PM - 8 PM





अ० भा० आ० सं० अस्पताल / A.I.I.M.S. HOSPITAL
 बहिरंग रोगी विभाग / Out Patient Department

अस्पताल के अन्दर धूम्रपान मना है। / SMOKING IS PROHIBITED IN HOSPITAL PREMISES

Anshu

हरीरनाथ चौ

एकक/Ui
विभाग/D

New Patient
 Dept Reg. 2019/012/0003743 General/र 10
 Pulmonary Medicine and Sleep Disorder/Pulmonary Medicine/Unit-I
 कमरा/Room: 38
 Days : Mon, Thurs
 Name: Mrs JYOTI RAI
 नाम: ज्योती राय
 W/O SURENDER KR RAI 38Y महिला/F
 पति: सुरेन्देर कृ राय
 Ph.
 UHID : 104841167 Date: 21/10/2019

OPR-6

पंजीकृत सं/O.P.D. Regn. No.

आयु
Age

पता/Address

निदान/Diagnosis

Morbid obesity / PAH / ? OSA / OHS
 1 Drug Induced

दिनांक/Date	उपचार/Treatment
wt - 103 HT - 165 ME - 37.83	37 yrs old female In 2015 TB Ascites used ART for (Details N/A) 1 year.
10/10 Depressive disorder ON antidepressants	H/O SOB - 3 yrs. SOB insidious onset, progressive, MMR - II Now for the past 6 months IV → No H/O C/D.
	→ NO Cough / Expectoration / Nasal discharge → H/O on/off swelling of foot. → NO H/O wheezes / H/O Left sided Chest pain (continuous felt as tightning,

CLEAN AND GREEN AIIMS / एम्स का यही संकल्प, स्वच्छता से काया कल्प

अंगदान-जीवन का बहुमूल्य उपहार / ORGAN DONATION - A GIFT OF LIFE



→ PFT was

Using Inhalers has NO Symptomatic Relief.

2 DECHO (20/6/19)

R A/RN - dilated / Moderate R / (RVSP (PPG-27+RAD) EF-63%.

PFT (26/6/19)

$\frac{FEV_1}{FVC} = 86.38$ (Post BD)

$FEV_1 = 1.58$ (53%) → 1.84 (62)

$FVC = 1.94$ (57%) → 2.13 (62%) 16% Change

PFT (28/9/19)

$\frac{FEV_1}{FVC} = 87.2$

$FEV_1 = 2.16$ (70%) → 2.29 (74%) 10% Change

$FVC = 2.55$ (72%) → 2.62 (74%)

LCO = 74.9 (55%)

10m touss - Positive (12 x 17m)

Anticcp - v6 ENT profile (16/11/19) dsDNA - POSITIVE

USG - grade 1 fatty liver

loop study (9/9/19)

CECT - Normal Angio of Pulmonary Artery

AHI - 3.7 (SpO2 min - 86%)
Rvoto - 93%

O/E - Paodal Edema ⊕

RR - 108/min

SpO2 - 98%

CVS - S1S2 ⊕

RS - BAF/VBS.

for radiology

C/D/W DR vijay (sir)

DECHO

thyroid profile

OGTT/HBA1C

PFT / DLCO

23/10/19
9.30am
Hormone levels
Walter



अ० भा० आ० सं० अस्पताल / A.I.I.M.S. HOSPITAL
 बहिरंग रोगी विभाग / Out Patient Department



Depo Reg. 2019/022/0018743

General/R 0

HOSPITAL PREMISES

Pulmonary Medicine and
 Sleep Disorder/Pulmonary
 Medicine/Unit-2

खाना/Room: 2B

OPR-6

Name: Mrs. DURGEE RAO

Day: 1

एकक/Unit

पता: बंगी रोड

Work/Tours

विभाग/Dept.

M/O DURENDER KR RAO

38x मोबाइल/ए

No/O.P.D. Regn. No. _____

पति: सुरेंद्र कृष्ण

Ph.

पता/Address



UIDD : 104841157

Date: 07/11/2019

रिपोर्ट/Diagnosis

MORBID Obesity / mild PAH.

दिनांक/Date

उपचार/Treatment

07/11/2019

2-D Echo. -

① LV function, EF 60%.

No RWMA.

WLL TR ; RSP = RAP + 30.

No MS/MR/AS/AR.

No Clot/Veg/RE.

Plan:-

1) f.u. after 6 months with

शरीरमाहं खल धर्मसाधनम्
 2-D Echo

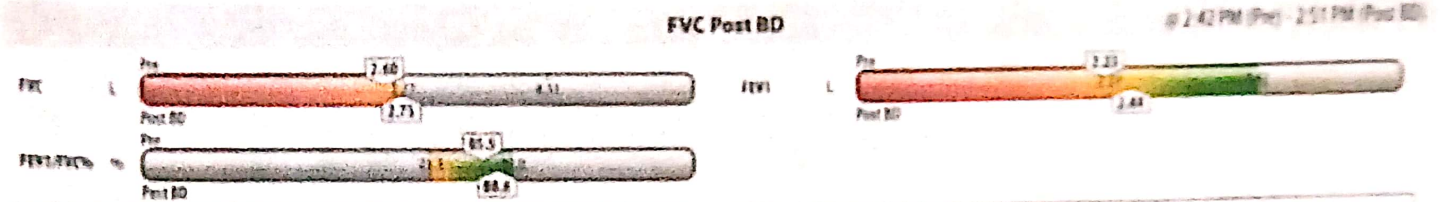
2) To meet Prof Naval Kishore
 in Obesity clinic



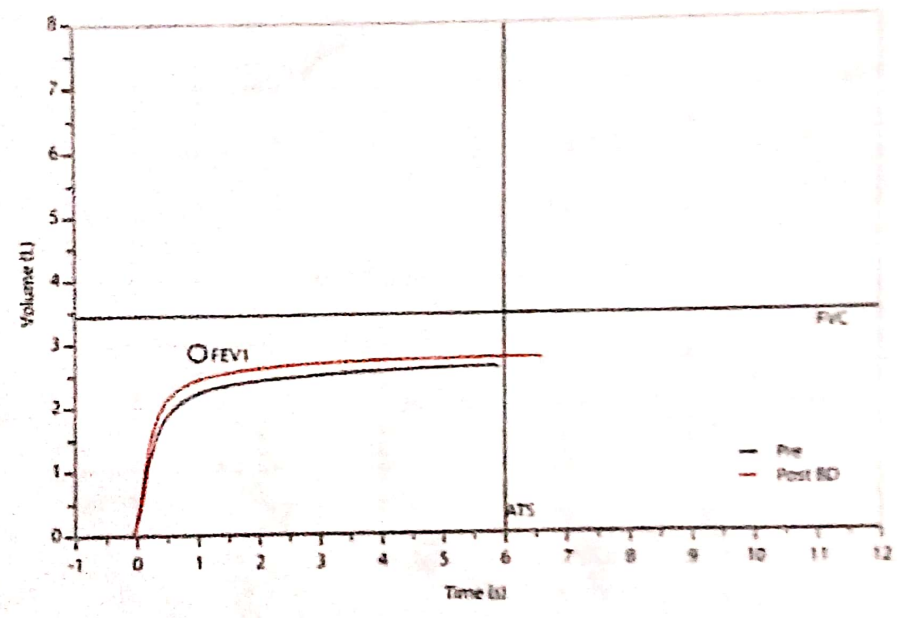
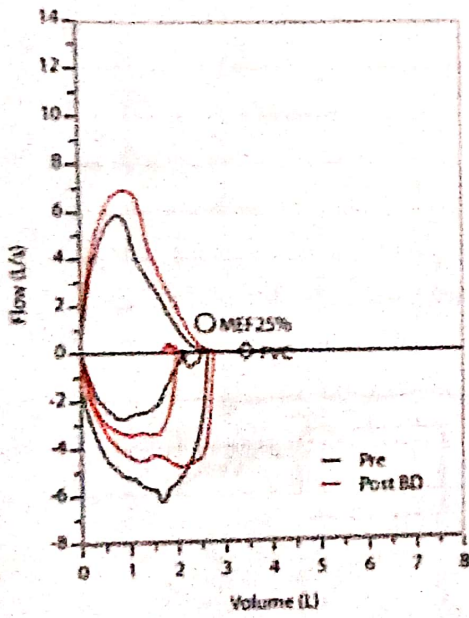
CLEAN AND GREEN AIMS / एम्स का यही संकल्प, स्वच्छता से काया कल्प
 अंगदान-जीवन का बहुमूल्य उपहार / ORGAN DONATION - A GIFT OF LIFE
 O.R.B.O., AIIMS, 26588380, 26593444, www.orbo.org Helpline - 1060 (24 hrs service)



Patient Name: JYOTI RAI		ID: B119	Gender: Female	Age: 38	Weight (kg): 102.00	Height (cm): 163.0
DOB: 1/1/1981		UHID: 104841167	BMI (kg/m ²): 38.4	Smoker: ---	Smoking Pack: ---	Cap/Sig: ---
Referral: North Indian & Paki...		Specialist: RAVI SHANKAR (MLT)	Physician: ---			
Site: ---	Room: ---	Test: GL (Spirometry)	Time: 2:42 PM (Pre) - 2:51 PM (Post BD)			



Amb. Temp. Pre (°C):	26.0	BTPS Ins Pre (l):	1.0875	Flowm. Temp. Post BD (°C):	34.0
RH Amb Pre (%):	53	BTPS Exp Pre (l):	1.0202	RH Flow Post BD (%):	100
PB Pre (mmHg):	735	Flowmeter Pre:	X9	STPD Post BD (l):	0.7972
Flowm. Temp. Pre (°C):	34.0	Amb. Temp. Post BD (°C):	26.0	BTPS Ins Post BD (l):	1.0882
RH Flow Pre (%):	100	RH Amb Post BD (%):	51	BTPS Exp Post BD (l):	1.0202
STPD Pre (l):	0.7972	PB Post BD (mmHg):	735	Flowmeter Post BD:	X9



Interpretation:

Confirm Report

Signature: _____

JYOTI RAI		8119	Female	38	102.00	163
1/1/1981		G1 (Spirometry)				

PRE POST BD (Salbutamol: 400 mcg)

		Meas.	Normal Range	Pred	% Pred	z score		Meas.	Change	% Change	% Pred	z score	
FVC	L	2.60	2.77 - 4.11	3.43	76	-2.07		2.75	0.14	4	80	-1.70	
FEV1	L	2.23	2.27 - 3.47	2.85	78	-1.77		2.44	0.21	7	85	-1.19	
FEV1/FVC%	%	85.5	73.3 - 92.0	83.5	102	0.35		88.6	3.1	4	106	0.95	
PEF	L/s	5.84	-	-	-	-	-	6.92	1.07	-	-	-	-
FEF25-75%	L/s	2.73	1.88 - 4.51	3.07	89	-0.45		3.65	0.92	30	119	0.60	
MEF25%	L/s	1.03	0.62 - 2.26	1.23	83	-0.46		1.47	0.45	36	119	0.46	
MEF50%	L/s	3.25	-	-	-	-	-	4.32	1.07	-	-	-	-
MEF75%	L/s	5.84	-	-	-	-	-	6.83	0.99	-	-	-	-
FEV0	L	0.00	-	-	-	-	-	2.75	2.75	-	-	-	-
FEV1/FEV0%	%	0.0	-	-	-	-	-	88.5	88.5	-	-	-	-
FEV1/VC,max%	%	85.5	73.3 - 92.0	83.5	102	0.35		88.6	3.1	4	106	0.95	

Patient Name: JYOTI RAI		ID: B119	Gender: Female	Age: 38	Height (cm): 163.0	Weight (kg): 102.00
DOB: 1/1/1981	UHID: 104841167	BMI (kg/m ²): 38.4	Smoker: —	Smoking Year: —	Exp (pack): —	—
Operator: RAVI SHANKAR (MLT)	Physician: —	—				
Site: North Indian & Paki...	Room: —	Set: ICCS extended (DLCO)	—			

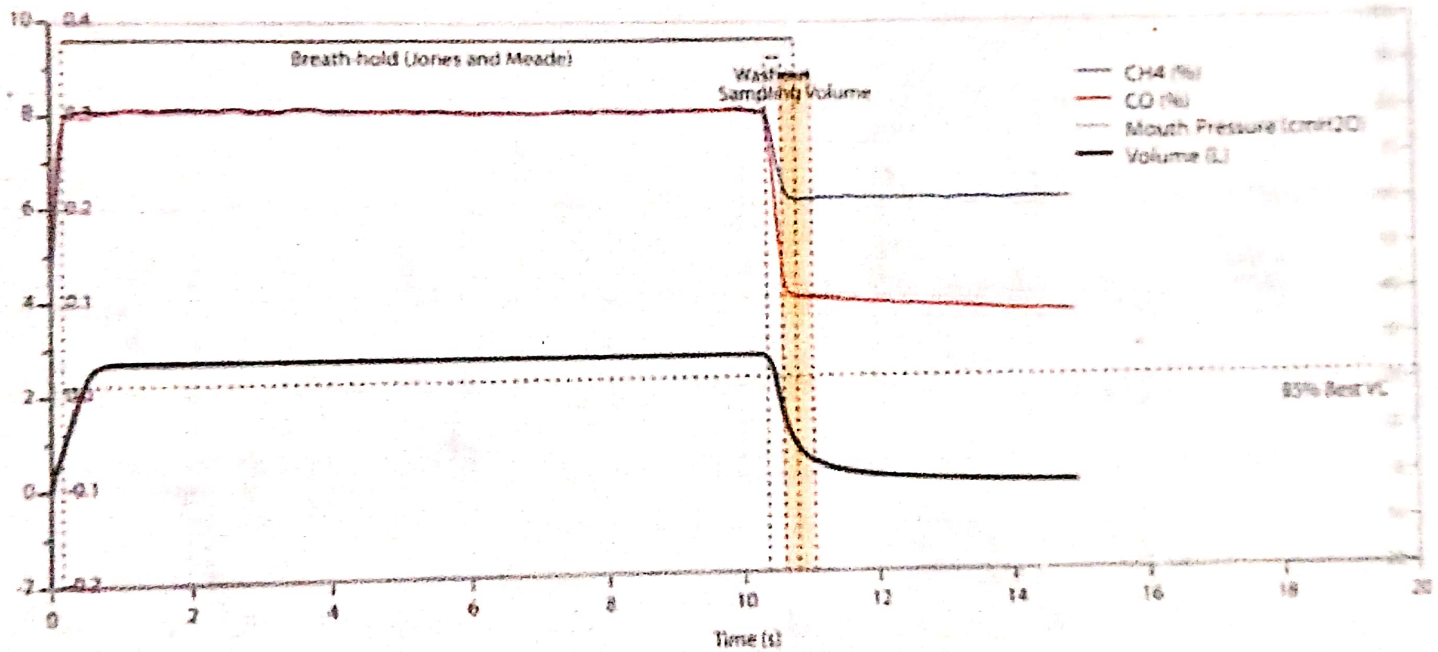
DLCO Single Breath

8/23/19



Test Information

Amb. Temp (°C): 26.0	Flowm. Temp (°C): 34.0	BTPS Ins (—): 1.0882
RH Amb (%): 51	RH Flow (%): 100	BTPS Exp (—): 1.0202
PB (mmHg): 735	STPD (—): 0.7972	Flowmeter: X9



DLCO Results

	Units	Meas.	Normal Range	Pred	% Pred	z score	Visual
DLCO	mL/min/mmHg	14.47	20.33 - 31.91	26.07	55	-3.32	█
DLCO corr	mL/min/mmHg	14.80	20.33 - 31.81	26.07	57	-3.23	█
DLCO/VA	mL/min/mmHg/L	4.53	4.33 - 6.50	5.41	84	-1.33	█
VA	L	3.27	3.83 - 5.81	4.82	68	-2.59	█
TLC(DLCO)	L	3.49	3.98 - 5.96	4.97	70	-2.46	█
Hb	g/dL	12.7	—	—	—	—	█
Hb	L	0.88	0.98 - 2.13	1.56	57	-1.92	█
RV(DLCO)	L	0.88	0.98 - 2.13	1.56	57	-1.92	█
RV/TLC(DLCO)	%	25.4	22.3 - 41.5	31.9	80	-1.12	█

9899444278 k.p. sh

R.NO43

फुफ्फुसी चिकित्सा एवं निद्रा विकार विभाग

DEPARTMENT OF PULMONARY MEDICINE & SLEEP DISORDERS,

अखिल भारतीय आयुर्विज्ञान संस्थान

ALL INDIA INSTITUTE OF MEDICAL SCIENCES

नई दिल्ली-110029 / NEW DELHI-110029

श्वसन प्रयोगशाला, कमरा नम्बर 3102, तीसरी मंजिल, शैक्षिक खण्ड

Respiratory Laboratory, Room No. 3102, 3rd Floor, Teaching Block

फुफ्फुसी क्रिया जाँच (पी एफ टी) हेतु अनुरोध

Request for Pulmonary Function Test (PFT)

8119

005/0

नाम/Name Jyothi Rai आयु/Age 38 लिंग/Gender F (M=1, F=2)

पता/Address: Jyoti Rai

Pre-operative spirometry (Yes/No) NO

Registration UHID No. _____ Chest Clinic : _____

Dyspnoea
Cyanosis
Clubbing
H/o suggestive of connective tissue disorder

Bronchospasm
Cough
Expectoration
(Yes=1, No=0)

104841167

Chest X-ray No. with reports

Smoker

Ex-Smoker

Non-Smoker

Sputum Yes=1, No=0 0
(If tested for Mycobacterium tuberculosis)

Sputum Positive=1, Negative=0 0

Clinical Diagnosis

Please tick the test

Routine spirometry
 Pre-operative spirometry
 Diffusion
 Body Plethysmography
 MIP/MEP

Reversibility Evaluation
 Oximetry
 MVV
 6-min walk test

MB-12-7

Room 47

Dr. Jitendra Shrivastava

43


P.T.O.



Patient Name: JYOTI RAI		ID1: 8119	Gender: Female	Age: 38	Weight (kg): 102.00	Height (cm): 163.0
DOB: 1/1/1981		ID2: UHID/104841167	BMI (kg/m ²): 38.4	Smoke: --	Smoking Years: --	Cig/Day: --
Operator: RAVI SHANKAR (MLT)			Physician: --			
Room: Indian & Paki...	Set: GLI (Spirometry)					

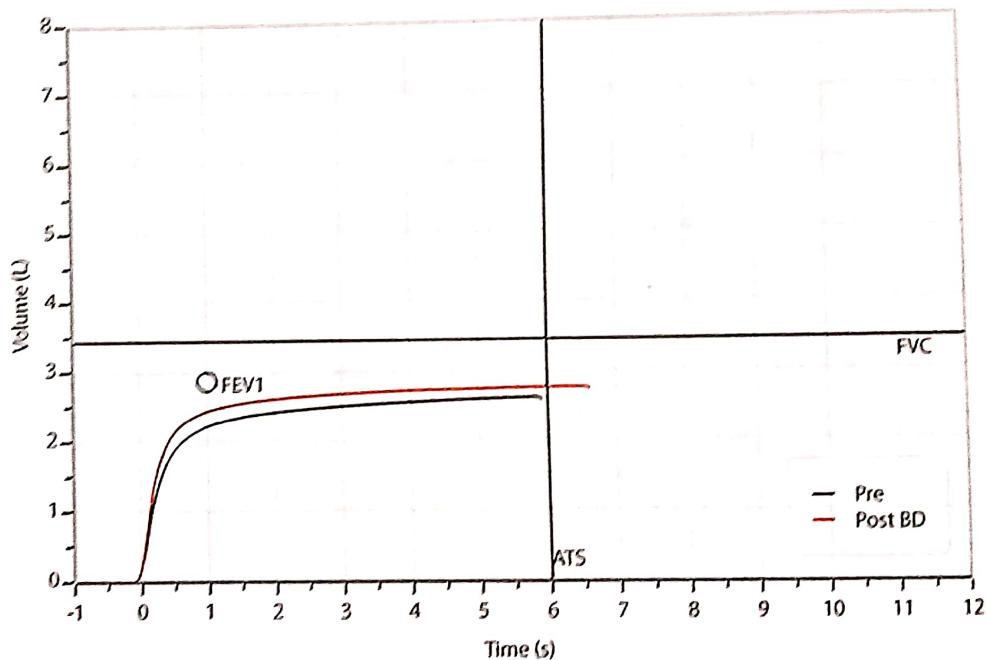
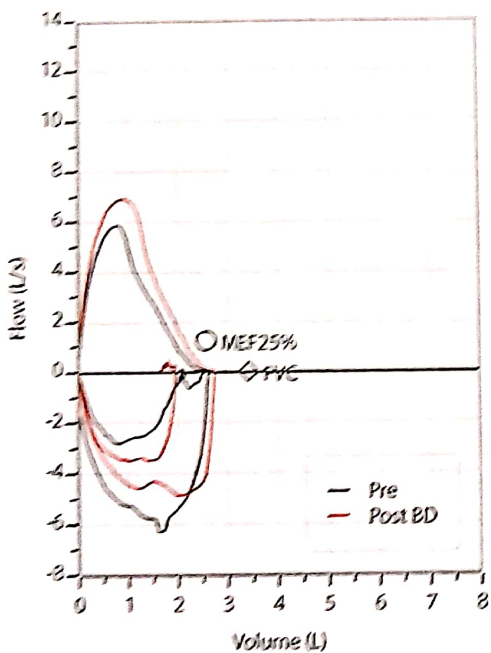
FVC Post BD

@ 2:42 PM (Pre) - 2:51 PM (Post BD)



Test Information

Amb. Temp. Pre (°C):	26.0	BTPS Ins Pre (---):	1.0875	Flowm. Temp. Post BD (°C):	34.0
RH Amb Pre (%):	53	BTPS Exp Pre (---):	1.0202	RH Flow Post BD (%):	100
PB Pre (mmHg):	735	Flowmeter Pre:	X9	STPD Post BD (---):	0.7972
Flowm. Temp. Pre (°C):	34.0	Amb. Temp. Post BD (°C):	26.0	BTPS Ins Post BD (---):	1.0882
RH Flow Pre (%):	100	RH Amb Post BD (%):	51	BTPS Exp Post BD (---):	1.0202
STPD Pre (---):	0.7972	PB Post BD (mmHg):	735	Flowmeter Post BD:	X9



Interpretation:

Confirm Report

Signature: _____

1/1/1981

Set
GLI (Spirometry)

PRE

POST BD (Salbutamol: 400 mcg)

		Meas.	Normal Range	Pred	% Pred	z score		Meas.	Change	% Change	% Pred	z score	
FVC	L	2.60	2.77 - 4.11	3.43	76	-2.07		2.75	0.14	4	80	-1.70	
FEV1	L	2.23	2.27 - 3.42	2.85	78	-1.77		2.44	0.21	7	85	-1.19	
FEV1/FVC%	%	85.5	73.3 - 92.0	83.5	102	0.35		88.6	3.1	4	106	0.95	
PEF	L/s	5.84	---	-	-	-		6.92	1.07	-	-	-	
FEF25-75%	L/s	2.73	1.88 - 4.51	3.07	89	-0.45		3.65	0.92	30	119	0.69	
MEF25%	L/s	1.03	0.62 - 2.26	1.23	83	-0.46		1.47	0.45	36	119	0.46	
MEF50%	L/s	3.25	---	-	-	-		4.32	1.07	-	-	-	
MEF75%	L/s	5.84	---	-	-	-		6.83	0.99	-	-	-	
FEV6	L	0.00	---	-	-	-		2.75	2.75	-	-	-	
FEV1/FEV6%	%	0.0	---	-	-	-		88.5	88.5	-	-	-	
FEV1/VCmax%	%	85.5	73.3 - 92.0	83.5	102	0.35		88.6	3.1	4	106	0.95	

Operator	JYOTI RAI		ID1	8119		Gender	Female	Age	38	Weight (kg)	102.00	Height (cm)	163.0		
Room	ECCS extended (DLCO)		D.O.B.	1/1/1981	ID2	UHID/104841167		BMI (kg/m ²)	38.4	Smoke	--	Smoking Years	--	Cig/Day	--
Physician	RAVI SHANKAR (MLT)														

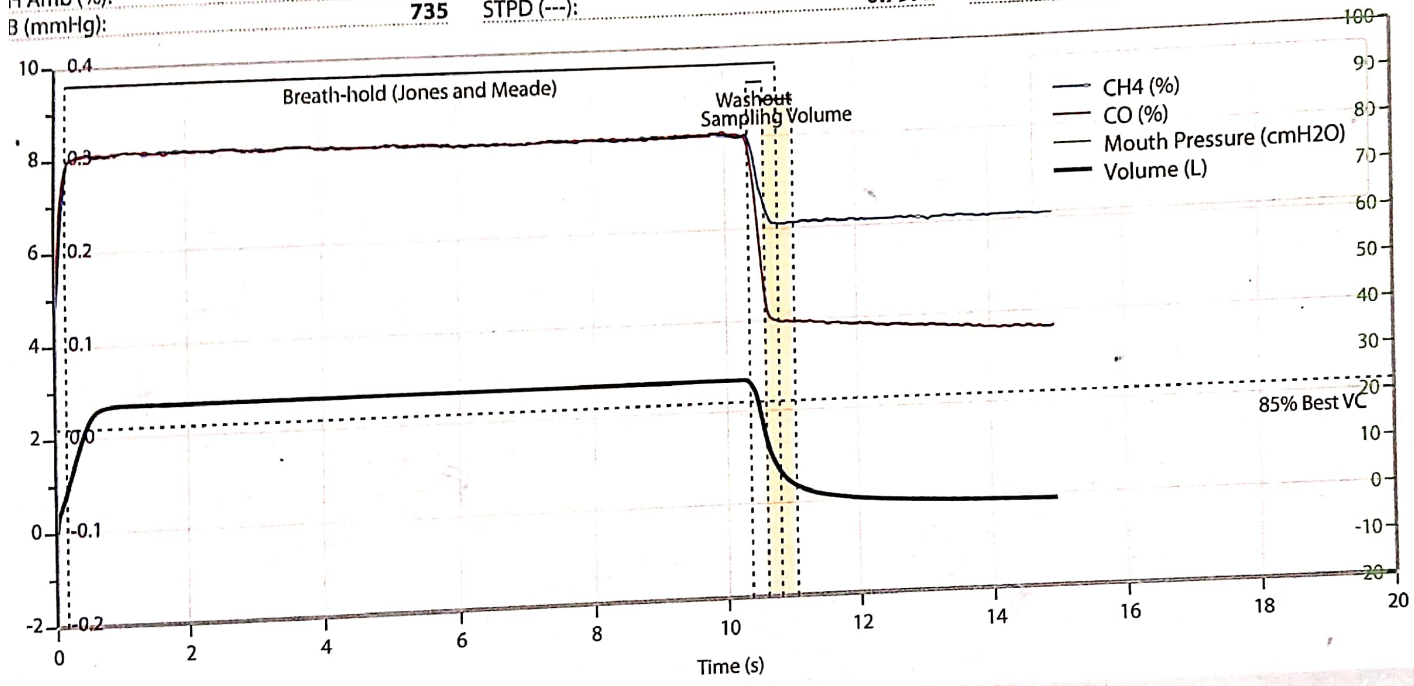
DLCO Single Breath

@ 2:55 PM



Test Information

amb. Temp. (°C):	26.0	Flowm. Temp. (°C):	34.0	BTPS Ins (---):	1.0882
H Amb (%):	51	RH Flow (%):	100	BTPS Exp (---):	1.0202
B (mmHg):	735	STPD (---):	0.7972	Flowmeter:	X9



DLCO Results

Meas.	Normal Range	Pred	% Pred	z score		
CO	mL/min/mmHg	14.47	20.33 - 31.81	26.07	55	-3.32
CO corr	mL/min/mmHg	14.80	20.33 - 31.81	26.07	57	-3.23
CO/VA	mL/min/mmHg/L	4.53	4.33 - 6.50	5.41	84	-1.33
	L	3.27	3.83 - 5.81	4.82	68	-2.59
C(DLCO)	L	3.49	3.98 - 5.96	4.97	70	-2.46
	g/dL	12.7	---	---	---	---
V(DLCO)	L	0.88	0.98 - 2.13	1.56	57	-1.92
V/TLC(DLCO)	%	25.4	22.3 - 41.5	31.9	80	-1.12