

Dr. Nakul Sinha

MD, DM, FACC, FSCAI, FAPSC, FICC
 Director - Interventional Cardiology
 Medanta Heart Institute, Lucknow
 (Former) Prof. & Head Cardiology, SGPGIMS
 Reg. No.: UPMC-22010
 Mobile.: 9919002763, 9919002765, 9919002704
 nakul.sinha@medanta.org

Mr. Arun Kumar Rai

ML10203363 Sex: M Age: 54Y
 Location: Cardiology Clinic
 Practitioner: Dr Nakul S

(Boharach).

First Visit.



Medanta Heart Institute

c/o Dr. Anel
 Agarwal
 Bahraich.

Present t/t.

- ① ARNEY 50mg — BD. (STOPED).
- ② DAPAVEL 10mg — OD. reduced to half.
- ③ CARDIVAS 8.125 — BD.
- ④ DYTOR 10mg — OD. reduced to half.
- ⑤ PANTOCID 40mg — SOS.

BP became 100

Temp.	35.6°
Pulse/min	94b/m
SPO2	99.1
BP	130/90
Ht (cm)	169 cm
Wt (kg)	68.6 kg

BMI - 24 kg/m²
 K/C/O.

ECG: LBBB,
 sinus 100/mt.

↑ BB.
 ophorse 7h.

o T₂ DM ⊖
 o HTN x 3 weeks
 (Recent). LBBB.

c/o On walking
 Early fatigue.
 On L/OFF
 Breathing difficulty.

EF 25%. global hypok.

11/6/23
 Urea - 32
 Creat - 1.30
 U. Acid - 6.8
 Na⁺ - 144
 K⁺ - 4.4, Calm - 9.6

RFT

NT Pro BNP: = 6360 pg/mL = ↑

Common Cold
 also April 2023.
 Cough
 ↓
 Dyspepsia.

* F/H⁺ Father - CAD at 75 yrs.

* Covid-19 → 3 Dose.

BP charting

= CARDIVAS 6.25 mg BD. → 30/5/23

= DAPAVEL 10mg OD. Thyroid fn normal.

= PANTOCID 80 mg morning empty stomach.

= EPTUS 25 mg morning

7. Chole → 206.6
 T.G → 175
 HDL → 50.72
 LDL → 121
 VLDL → 35
 U. Acid → 7.04
 Na⁺ → 146
 K⁺ → 5.81

SGPGE (16/5/23)
 Accredited by 2D-ECHO



→ DCMP
 → Dilated LV (57/50/9/8)
 → Global hypokinesia
 → LVEF = 25%
 → Mild - MR / Mod. TR

For Emergency & Ambulance: Dial @ 1068

Medanta - Lucknow

+ Sector - A, Pocket - 1, Shushant Golf City, Amar Shaheed Path, Lucknow

Medanta - Gurugram

+ Sector - 38, Gurugram, Haryana, India

Regd. Office: Medanta Holdings Private Limited, E-18, Defence Colony, New Delhi - 110024, India T: 011 4411 4411

info@medanta.org

2 wks - RFT.

www.medanta.org

Medanta Network: Gurugram | Delhi | Lucknow | Patna | Indore | Ranchi | Noida

ARNEY 50mg 1/2 tab twice daily

Hb → 13
 TLC → 6900
 Diff. Count → 1.7
 HbA1c → 5.6%

N. Singh

Corporate Identity Number: U74300DL2013PTC250579

Arun kumar
ID: ML0203363

01.06.2023 11:02:02 AM

98 bpm
- / - mmHg

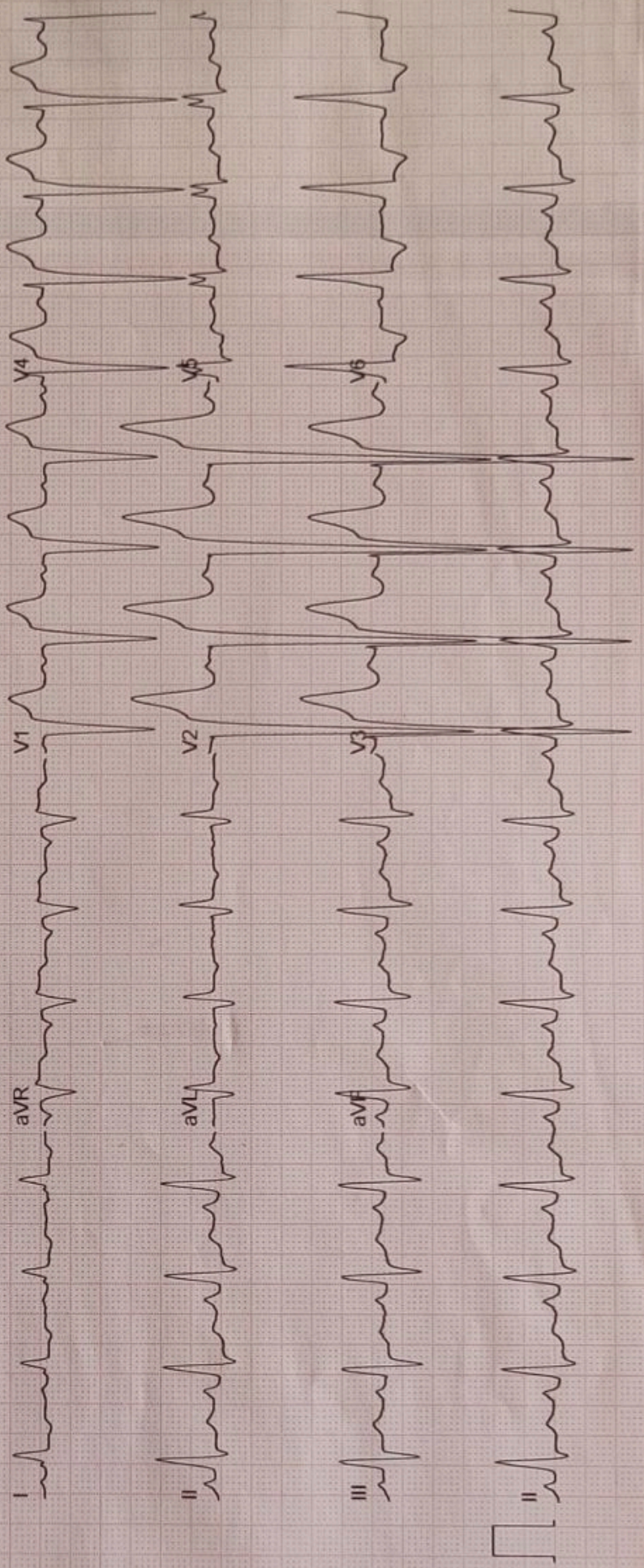
54 Years
Male

QRS : 126 ms
QT / QTcBaz : 378 / 482 ms
PR : 172 ms
P : 120 ms
RR / PP : 608 / 612 ms
P / QRS / T : 65 / 49 / 100 degrees

Normal sinus rhythm
Left ventricular hypertrophy with QRS widening and repolarization abnormality
Abnormal ECG

Technician:
Ordering Ph:
Referring Ph:
Attending Ph:

Location:
Room:
Order Number:
Indication:
Medication 1:
Medication 2:
Medication 3:



ADS 0.56-20 Hz 50 Hz

25 mm/s 10 mm/mV

12SL™ v241


1.1

GE MAC2000

Unconfirmed

4x2.5x3_25_R1

1/1



Cardiology

Name: Mr. Arun Kumar Rai

Gender: M

Doctor: Dr Nakul Sinha

UHID: ML10203363

DOB: 14 Nov 1968
(54 years)

Date: 01 Jun 2023

Department of Laboratory Medicine - BIOCHEMISTRY


Colors Indicate: Abnormal Borderline Normal

Renal Function Test

Test Name	01 Jun 2023 12:48	Your Value	Reference Range
Blood Urea, mg/dL	32	Normal	19-43
Method Used: Urease with indicator dye			
Serum Creatinine, mg/dL	1.30	Normal	0.8-1.5
Method Used: Enzymatic (creatinine amidohydrolase)			
Uric Acid (Serum), mg/dL	6.8	Normal	3.5-8.5
Method Used: Uricase/ peroxidase (colorimetric)			
Sodium (Serum), mmol/L	144	Normal	137-145
Method Used: Direct Ion sel electrode			
Potassium (Serum), mmol/L	4.4	Normal	3.5-5.1
Method Used: Direct Ion electrode			
Calcium (Serum), mg/dL	9.6	Normal	8.4-10.2
Method Used: Arsenazo dye			
Chloride, mmol/L	102	Normal	98-107

NT pro-BNP

NT pro-BNP, pg/mL



Result Date: 01 Jun 2023 12:48 Reference Range: 0-125

Method Used: Immunometric assay

