

31939

Instructions after Intravitreal injection

PT NAME Mr. L. Anya AGE 75 / MEYER DATE 22.11.23

✓ Injection : Intravitreal Em' Accntuly

✓ Open the bandage after 4 hours and start putting

✓ ~~VIGAMOX/MOXISURGE/ MOXIGRAM~~ eye drops 6 times a day for 5 days

✓ ~~NEPAFLAM/NEVANAC/MICRONAC~~ eye drops 2 times a day for 7 days

✓ TAB. ULTRACET 1 TAB SOS for pain upto 3 times a day

✓ CAP. VESORET/MACUGOLD PLUS 1TAB daily after break fast

✓ Donot rub the eye

✓ Donot bend below the waist

✓ Donot wash face for two days

✓ Control your blood sugar if you are diabetic

✓ Inform in case of any problem

Review after 7 days

For any problem or quarry contact : 8586030104, 9818851925



Instructions after Intravitreal injection

PT NAME Mr K. L Arya AGE 72/M EYE RE DATE 29-7-23

✓ Injection : Intravitreal Imj Accentix

✓ Open the bandage after 4 hours and start putting

✓ VIGAMOX/MOXISURGE/ MOXIGRAM eye drops 6 times a day for 5 days

✓ NEPAFLAM/NEVANAC/MICRONAC eye drops 2 times a day for 7 days

✓ TAB. ULTRACET 1 TAB SOS for pain upto 3 times a day

✓ CAP. VESORET/MACUGOLD PLUS 1TAB daily after break fast

✓ Donot rub the eye

✓ Donot bend below the waist

✓ Donot wash face for two days

✓ Control your blood sugar if you are diabetic

✓ Inform in case of any problem

Review after 7 days

For any problem or quarry contact : 8586030104, 9818851925



Instructions after Intravitreal injection

PT NAME MY K L Anja AGE 75 | M EYE RE DATE 9.10.22

Injection : Intravitreal Eq. Accutris

✓ Open the bandage after 4 hours and start putting

✓ VIGAMOX/MOXISURGE/ MOXIGRAM eye drops 6 times a day for 5 days

✓ NEPAFLAM/NEVANAC/MICRONAC eye drops 2 times a day for 7 days

✓ TAB. ULTRACET 1 TAB SOS for pain upto 3 times a day

✓ CAP. VESORET/MACUGOLD PLUS 1TAB daily after break fast

Donot rub the eye

Donot bend below the waist

Donot wash face for two days

Control your blood sugar if you are diabetic

Inform in case of any problem

Review after 7 days

For any problem or quarry contact : 8586030104, 9818851925



Instructions after Intravitreal injection

PT NAME Mr. K. L. Anya AGE 78/M EYE RE DATE 12-6-26

Injection : Intravitreal Tan' Accentiv

✓ Open the bandage after 4 hours and start putting

✓ VIGAMOX/MOXISURGE/ MOXIGRAM eye drops 6 times a day for 5 days

✓ NEPAFLAM/NEVANAC/MICRONAC eye drops 2 times a day for 7 days

✓ TAB. ULTRACET 1 TAB SOS for pain upto 3 times a day

✓ CAP. VESORET/MACUGOLD PLUS 1TAB daily after break fast

✓ Donot rub the eye

✓ Donot bend below the waist

✓ Donot wash face for two days

✓ Control your blood sugar if you are diabetic

✓ Inform in case of any problem

Review after 7 days

For any problem or quarry contact : 8586030104, 9818851925



Dr. Puneet Gupta

EYE-VITREO RETINAL SURGEON

M.S. Ophthalmology (Lucknow)

Fellow : Institute of Clinical Ophthalmology (Japan)

Fellow : Medical Research Foundation

(Sankara Nethralaya, Chennai)



SHARNAM EYE CENTRE AND LASER SERVICES



R-13/24, Raj Nagar, Opposite ALT Centre, Ghaziabad - 201 002
Timing : Monday - Friday 10.00 am - 1.00 pm & 5.30 pm - 7.30 pm
Sunday 10.00 am - 3.00 pm • Saturday Closed
Website : www.sharnameyecentre.com
Email : sharnameye@gmail.com
Telephone : 0120-2823361
For appointments call : 9818851925
For Surgical appointments : 8586030104

Patient Id 31939
Name MR. K L ARYA
Age / Sex 77 Y / M Date 13 / Feb / 2022

	RIGHT EYE				LEFT EYE			
	SPH	CYL	AXIS	VISION	SPH	CYL	AXIS	VISION
D. V.	+0.50	-00.75	90	6/18	-03.00	-00.50	50	6/12
N. V.	+3.25	-00.75	90	N18	-0.25	-00.50	50	N12

- Single Vision
- Biofocal
- Separate
- Progressive
- Antifatigue
- Antiglare
- Photochromatic
- U.V Protected
- Preventia
- Polycarb
- High Index

Tips to maintain your glasses

1. When not wearing your glasses, keep them in their case.
2. Never rest them face down on their lenses.
3. Never use paper towels, facial tissues or old rags that may have embedded dirt, which may scratch the lenses.
4. Use only Micro fibre cloth to wipe the spectacle lenses, available at our Optical services 'Lenses & Frames'.
5. Avoid using scratched lenses.
6. Get your eyes examined every year.
7. It is common to experience a feeling of disorientation while you adjust to your new glasses.
8. Never leave your spectacles on the dash board of car or near heat, as it may cause damage to your spectacles.
9. Get your spectacles adjusted according to your face periodically.
10. You can come to our Optical service 'Lenses & Frames' for free adjustments and minor repairs of your frames.

The prescribing and dispensing of spectacles are closely linked and it would be in your best interest to have your spectacles made where you have your eyes examined. It is often little easier to resolve any problem if spectacles are dispensed from our Optical services.

18-04-2022

Tentative date for next injection

22-05-2022

8 am - 8 pm on working days



Scan QR Code
for Website



Scan QR Code
for Appointment

A CENTRE FOR RETINA & VITREOUS EYE SURGERY

- ◆ Endoscopic Vitreous Surgery, Endoscopic Laser-cyclophotocoagulation
- ◆ Vitreous Surgery or Vitrectomy
- ◆ Sutureless 23 g. Vitrectomy
- ◆ Macular Surgeries
- ◆ Retinal Reattachment Surgery
- ◆ Pneumoretinopexy
- ◆ Retinal Laser Photocoagulation
- ◆ Photo Dynamic Therapy (PDT)
- ◆ Anti-VEGF Therapy
- ◆ Transpupillary Thermal Therapy (TTT)
- ◆ Trans Scleral Laser Cyclophotocoagulation
- ◆ Yag Laser Treatment
- ◆ Retinal Cryopexy
- ◆ Spectral 3D Optical Coherence Tomography (OCT)
- ◆ Spectralis Heidelberg Dyeless OCT Angiography, Glaucoma Analysis
- ◆ Digital Fluorescein Angiography(FFA)
- ◆ Humphrey : Automated Perimetry
- ◆ A+B Scan
- ◆ Pachymetry

Sharnam Eye Surgery Centre : Sarvodaya Superspeciality Hospital, D3, Kavi Nagar Industrial Area, Ghaziabad



Scanned with OKEN Scanner

Dr. Puneet Gupta

EYE-VITREO RETINAL SURGEON

M.S. Ophthalmology (Lucknow)

Fellow : Institute of Clinical Ophthalmology (Japan)

Fellow : Medical Research Foundation

(Sankara Nethralaya, Chennai)



SHARNAM EYE CENTRE
AND LASER SERVICES



R-13/24, Raj Nagar, Opposite ALT Centre, Ghaziabad - 201 002
Timing : Monday - Friday 10.00 am - 1.00 pm & 5.30 pm - 7.30 pm
Sunday 10.00 am - 3.00 pm • Saturday Closed
Website : www.sharnameyecentre.com
Email : sharnameye@gmail.com
Telephone : 0120-2823361
For appointments call : 9818851925
For Surgical appointments : 8586030104

Patient ID	31939	Visit Date	18/Apr/2022
Patient Name	Mr. K L ARYA	Age/Sex	77 Yrs / M
Patient Address	PATEL NAGAR	Contact No.	9911742787
Category	Eye Exam	Old MR No.	

Diagnosis

Macular Degeneration

Inner Lamellar Macular Hole

Diagnosis Comments/Clinical Impression :

OCT ; WET MACULAR DEGENERATION , CNVM , SRF RE , POST 3 INJ ACCENTRIX RE GIVEN

Rx

1. OPTIGOLD

दिन में एक बार 1 गोली अगले विजिट तक जारी ()

one tablet one time in a day continue till next visit

2. MOXIGRAM EYE DROPS

दिन में चार बार 1 ड्रॉप दायी आँख में अगले विजिट तक जारी () /

one drop four times in a day in right eye continue till next visit

Advised Investigations

OCT(SC)

Advised Procedures

Intravitreal Inj. Accentrix , in Right Eye

→ Treated colour (R)

NEXT REVIEW : AS AND WHEN REQUIRED

tentative date for next injection Puneet Gupta
22-05-2022

Dr. Puneet Gupta

Reg. No. UP32208

8 am - 8 pm on working days



Scan QR Code
for Website



Scan QR Code
for Appointment

A CENTRE FOR RETINA & VITREOUS EYE SURGERY

- ◆ Endoscopic Vitreous Surgery, Endoscopic Laser-cyclophotocoagulation
- ◆ Vitreous Surgery or Vitrectomy
- ◆ Sutureless 23 g. Vitrectomy
- ◆ Macular Surgeries
- ◆ Retinal Reattachment Surgery
- ◆ Pneumoretinopexy
- ◆ Retinal Laser Photocoagulation
- ◆ Photo Dynamic Therapy (PDT)
- ◆ Anti-VEGF Therapy
- ◆ Transpupillary Thermal Therapy (TTT)
- ◆ Trans Scleral Laser Cyclophotocoagulation
- ◆ Yag Laser Treatment
- ◆ Retinal Cryopexy
- ◆ Spectral 3D Optical Coherence Tomography (OCT)
- ◆ Spectralis Heidelberg Dyeless OCT Angiography, Glaucoma Analysis
- ◆ Digital Fluorescein Angiography(FFA)
- ◆ Humphrey : Automated Perimetry
- ◆ A+B Scan
- ◆ Pachymetry

Sharnam Eye Surgery Centre : Sarvodaya Superspeciality Hospital, D3, Kavi Nagar Industrial Area, Ghaziabad



Scanned with OKEN Scanner

Instructions after Intravitreal injection

PT NAME Mr. K. L. Arjun AGE 75/m EYE LE DATE 27-3-22

Injection : Intravitreal inj Accambi

Open the bandage after 4 hours and start putting

VIGAMOX/MOXISURGE/ MOXIGRAM eye drops 6 times a day for 5 days

NEPAFLAM/NEVANAC/MICRONAC eye drops 2 times a day for 7 days

TAB. ULTRACET 1 TAB SOS for pain upto 3 times a day

✓ CAP. VESORET/MACUGOLD PLUS 1TAB daily after break fast

✓ Donot rub the eye

✓ Donot bend below the waist

✓ Donot wash face for two days

Control your blood sugar if you are diabetic

✓ Inform in case of any problem

Review after 7 days

For any problem or quarry contact : 8586030104, 9818851925



1000 Fawad,
1/2/22

Instructions after Intravitreal injection

PT NAME Mr. K. L. Ayya AGE 75 / M EYE RE DATE 1-2-22

✓ Injection : Intravitreal 1mg Accentris

✓ Open the bandage after 4 hours and start putting

✓ VIGAMOX/MOXISURGE/MOXIGRAM eye drops 6 times a day for 5 days

✓ NEPAFLAM/NEVANAC/MICRONAC eye drops 2 times a day for 7 days

✓ TAB. ULTRACET 1 TAB SOS for pain upto 3 times a day

✓ CAP. VESORET/MACUGOLD PLUS 1TAB daily after break fast

✓ Donot rub the eye

✓ Donot bend below the waist

✓ Donot wash face for two days

✓ Control your blood sugar if you are diabetic

✓ Inform in case of any problem

Review after 7 days

For any problem or quarry contact : 8586030104, 9818851925



Dr. Puneet Gupta

EYE-VITREO RETINAL SURGEON

M.S. Ophthalmology (Lucknow)

Fellow : Institute of Clinical Ophthalmology (Japan)

Fellow : Medical Research Foundation

(Sankara Nethralaya, Chennai)



SHARNAM EYE CENTRE AND LASER SERVICES



R-13/24, Raj Nagar, Opposite ALT Centre, Ghaziabad - 201 002

Timing : Monday - Friday 10.00 am - 1.00 pm & 5.30 pm - 7.30 pm

Sunday 10.00 am - 3.00 pm • Saturday Closed

Website : www.sharnameyecentre.com

Email : sharnameye@gmail.com

Telephone : 0120-2823361

For appointments call : 9818851925

For Surgical appointments : 8586030104

Patient Id 31939
Name MR. K LARYA
Age / Sex 77 Y / M Date 30 / Jan / 2022

	RIGHT EYE				LEFT EYE			
	SPH	CYL	AXIS	VISION	SPH	CYL	AXIS	VISION
D. V.	+0.50	-00.75	90	6/18	-03.00	-00.50	50	6/12
N. V.	+3.25	-00.75	90	N12	-0.25	-00.50	50	N12

- Single Vision
- Biofocal
- Separate
- Progressive
- Antifatigue
- Antiglare
- Photochromatic
- U.V Protected
- Preventia
- Polycarb
- High Index

Tips to maintain your glasses

1. When not wearing your glasses, keep them in their case.
2. Never rest them face down on their lenses.
3. Never use paper towels, facial tissues or old rags that may have embedded dirt, which may scratch the lenses.
4. Use only Micro fibre cloth to wipe the spectacle lenses, available at our Optical services 'Lenses & Frames'.
5. Avoid using scratched lenses.
6. Get your eyes examined every year.
7. It is common to experience a feeling of disorientation while you adjust to your new glasses.
8. Never leave your spectacles on the dash board of car or near heat, as it may cause damage to your spectacles.
9. Get your spectacles adjusted according to your face periodically.
10. You can come to our Optical service 'Lenses & Frames' for free adjustments and minor repairs of your frames.

The prescribing and dispensing of spectacles are closely linked and it would be in your best interest to have your spectacles made where you have your eyes examined. It is often little easier to resolve any problem if spectacles are dispensed from our Optical services.

8 am - 8 pm on working days



Scan QR Code
for Website



Scan QR Code
for Appointment

A CENTRE FOR RETINA & VITREOUS EYE SURGERY

◆ Endoscopic Vitreous Surgery, Endoscopic Laser-cyclophotocoagulation ◆ Vitreous Surgery or Vitrectomy ◆ Sutureless 23 g. Vitrectomy
◆ Macular Surgeries ◆ Retinal Reattachment Surgery ◆ Pneumoretinopexy ◆ Retinal Laser Photocoagulation ◆ Photo Dynamic Therapy (PDT)
◆ Anti-VEGF Therapy ◆ Transpupillary Thermal Therapy (TTT) ◆ Trans Scleral Laser Cyclophotocoagulation ◆ Yag Laser Treatment
◆ Retinal Cryopexy ◆ Spectral 3D Optical Coherence Tomography (OCT) ◆ Spectralis Heidelberg Dyeless OCT Angiography, Glaucoma Analysis
◆ Digital Fluorescein Angiography (FFA) ◆ Humphrey : Automated Perimetry ◆ A+B Scan ◆ Pachymetry

Sharnam Eye Surgery Centre : Sarvodaya Superspeciality Hospital, D3, Kavi Nagar Industrial Area, Ghaziabad



Scanned with OKEN Scanner

SHARNAM EYE CENTRE & LASER SERVICES.
R-13/24, RAJ NAGAR, OPP-ALT CENTRE,
GHAZIABAD-201002.
MOBILE-9818851925/8586030104
WEB-www.sharnameyecentre.com

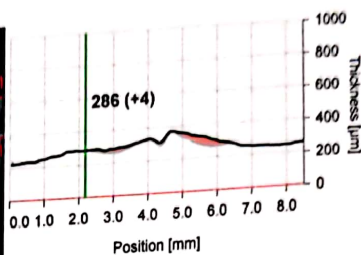
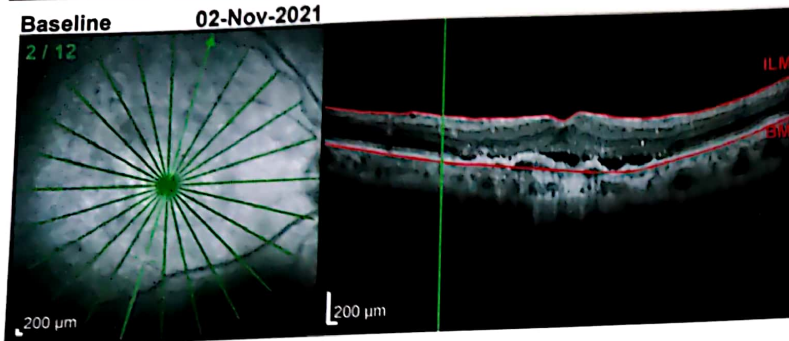
Patient: ARYA, K L
Patient ID: 31939

DOB: 05-Mar-1944

Sex: M

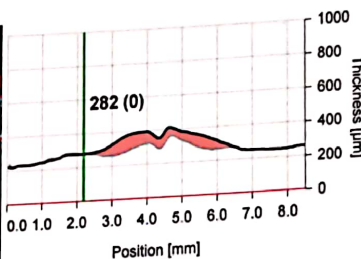
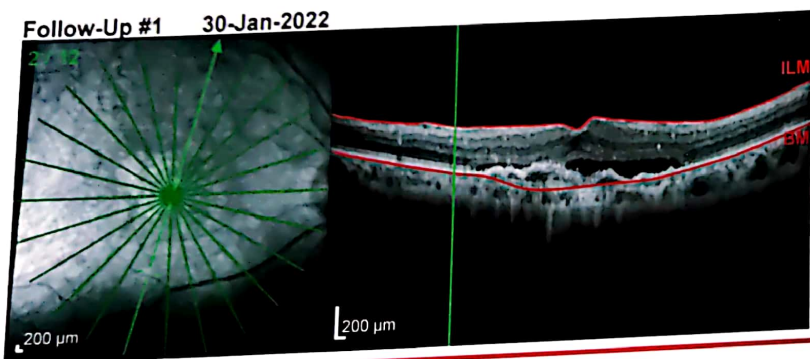
OD

Baseline 02-Nov-2021



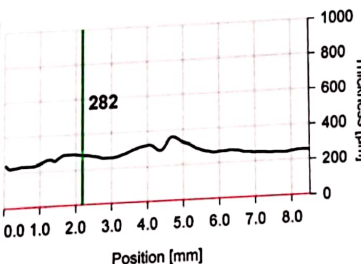
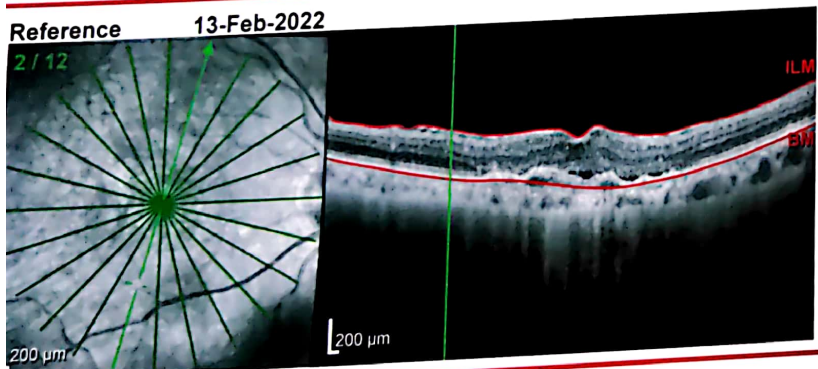
IR 30° ART + OCT 30.0° (8.5 mm) ART (19) Q: 31 [HS]

Follow-Up #1 30-Jan-2022



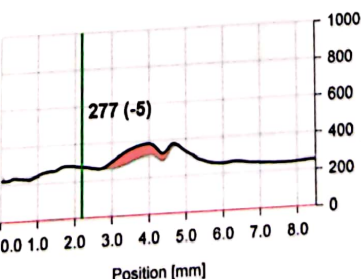
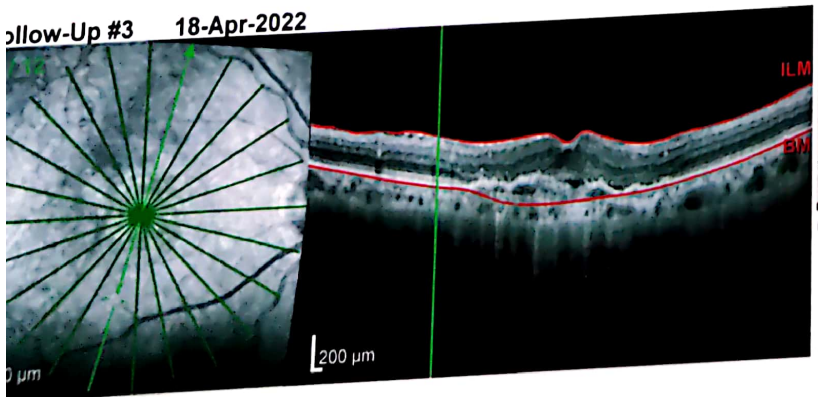
IR 30° ART + OCT 30° (8.5 mm) ART (16) Q: 32 [HS]

Reference 13-Feb-2022



IR 30° ART + OCT 30.0° (8.5 mm) ART (16) Q: 28 [HS]

Follow-Up #3 18-Apr-2022



IR 30° ART + OCT 30° (8.5 mm) ART (17) Q: 36 [HS]

SHARNAM EYE CENTRE & LASER SERVICES.
R-13/24, RAJ NAGAR, OPP-ALT CENTRE,
GHAZIABAD-201002.
MOBILE-9818851925/8586030104
WEB-www.sharnameyecentre.com

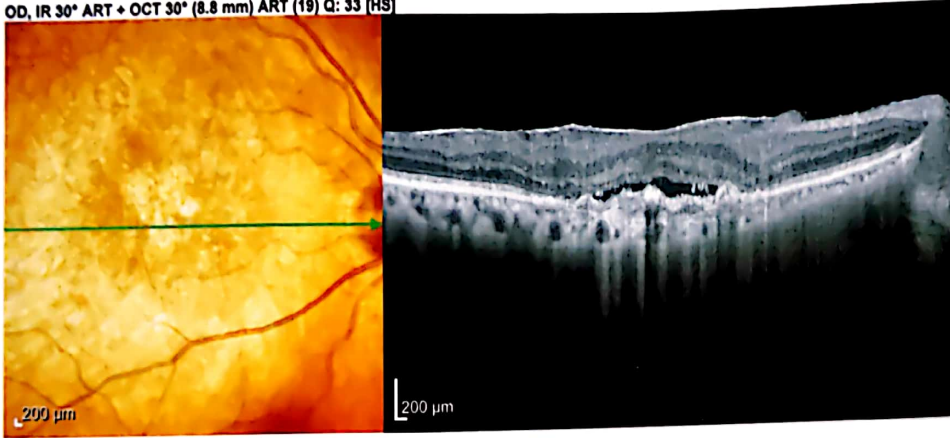
HEIDELBERG
ENGINEERING

Patient: ARYA, K L
Patient ID: 31939

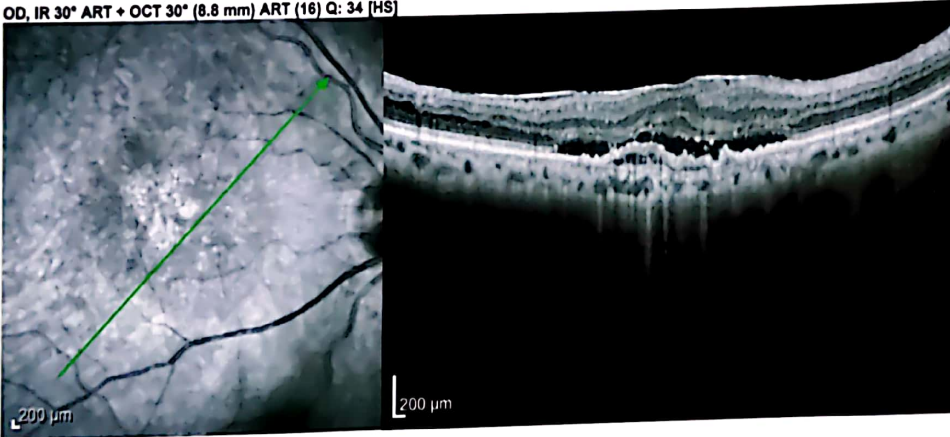
DOB: 05-Mar-1944
Exam.: 20-Oct-2021

Sex: M

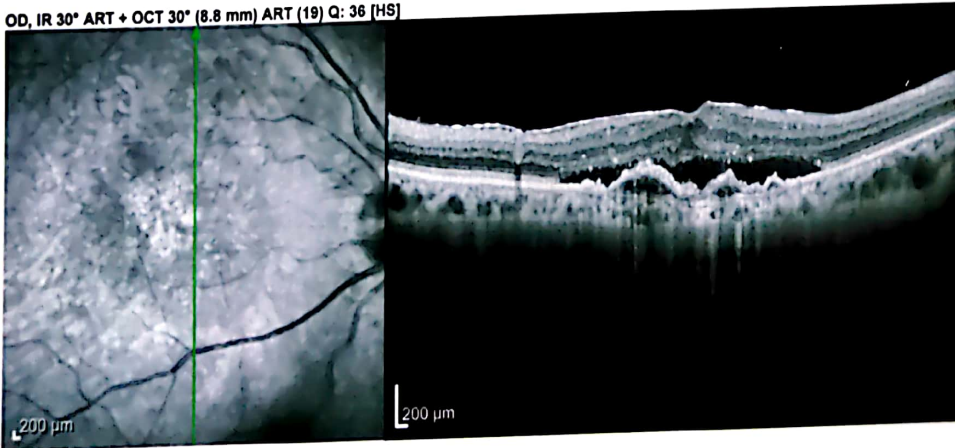
OD, IR 30° ART + OCT 30° (8.8 mm) ART (19) Q: 33 [HS]



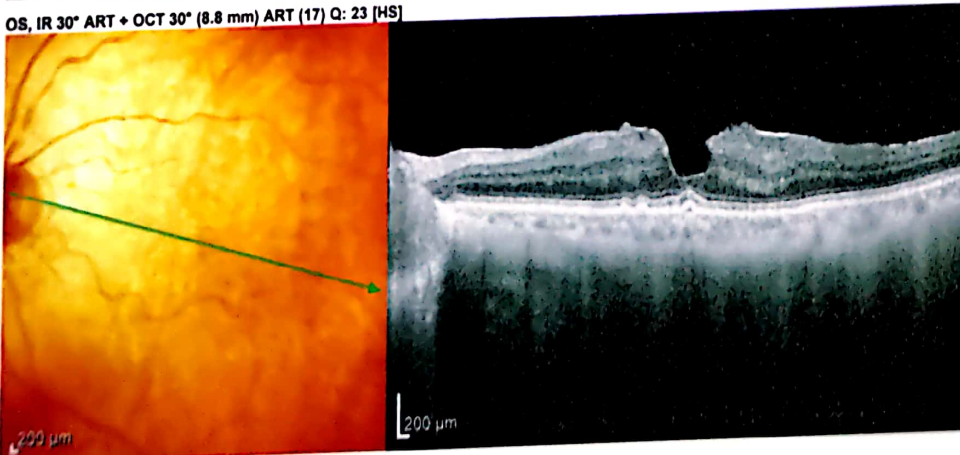
OD, IR 30° ART + OCT 30° (8.8 mm) ART (16) Q: 34 [HS]



OD, IR 30° ART + OCT 30° (8.8 mm) ART (19) Q: 36 [HS]



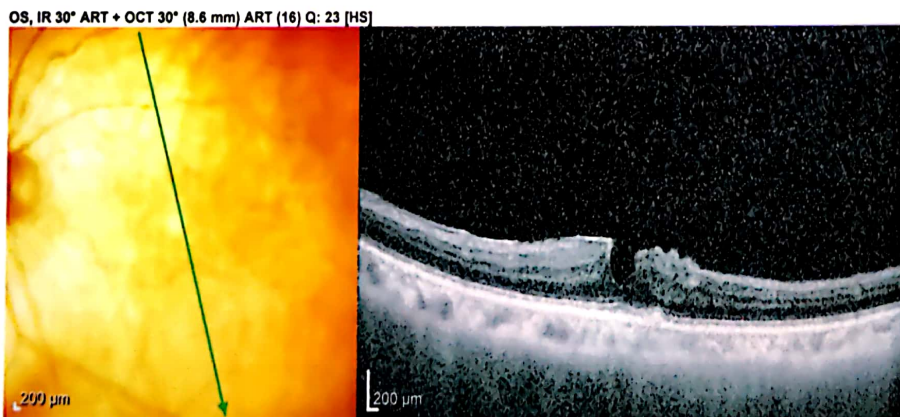
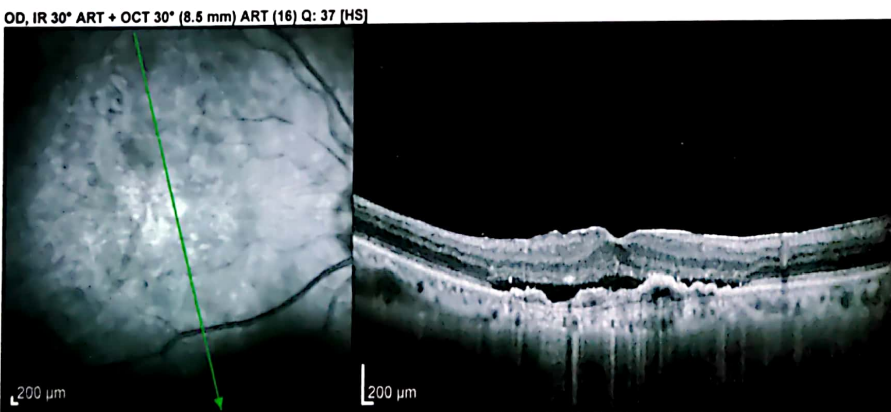
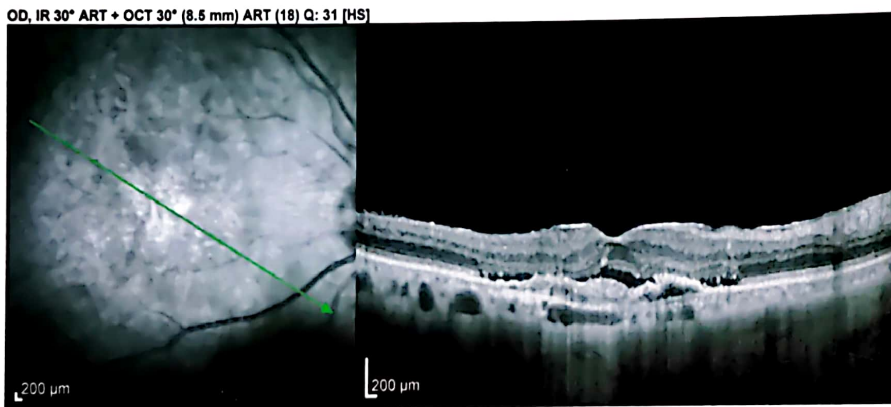
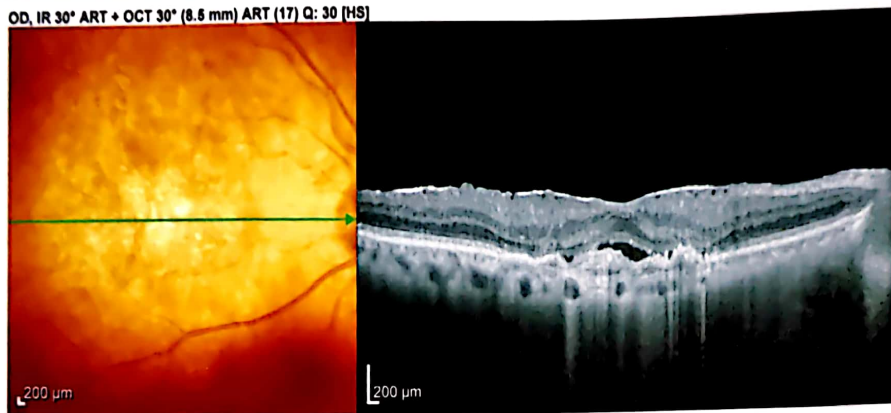
OS, IR 30° ART + OCT 30° (8.8 mm) ART (17) Q: 23 [HS]



SHARNAM EYE CENTRE & LASER SERVICES.
R-13/24, RAJ NAGAR, OPP-ALT CENTRE,
GHAZIABAD-201002.
MOBILE-9818851925/8586030104
WEB-www.sharnameyecentre.com



Patient:	ARYA, K L	DOB:	05-Mar-1944	Sex:	M
Patient ID:	31939	Exam.:	02-Nov-2021		



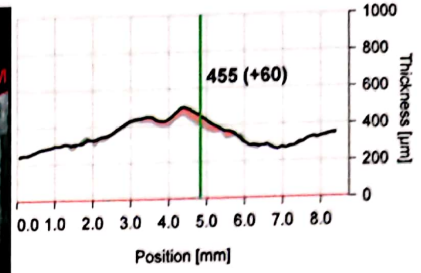
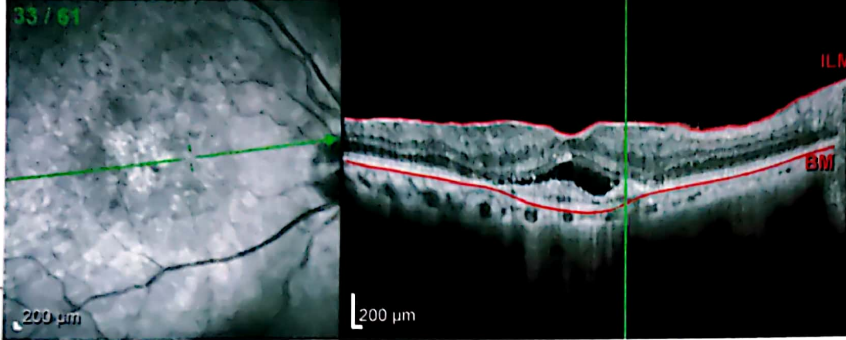
Patient: ARYA, K L
 Patient ID: 31939

DOB: 05-Mar-1944

Sex: M

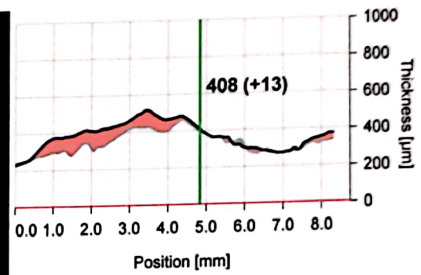
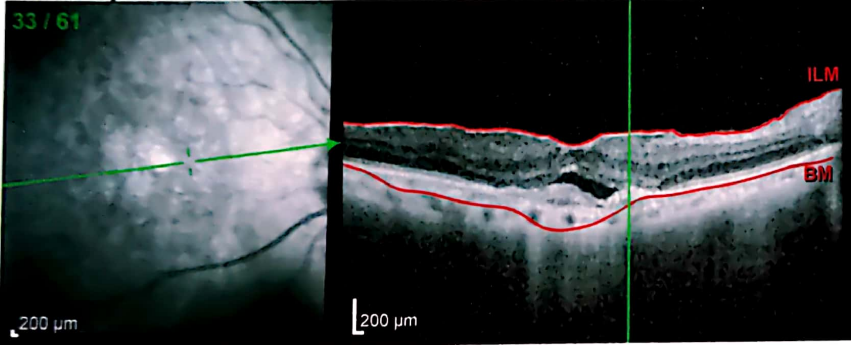
OD

Baseline 20-Oct-2021



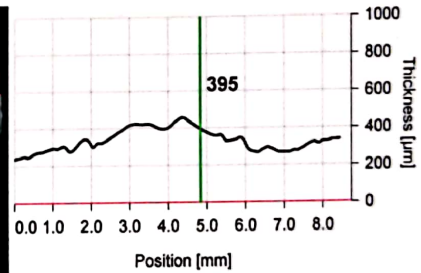
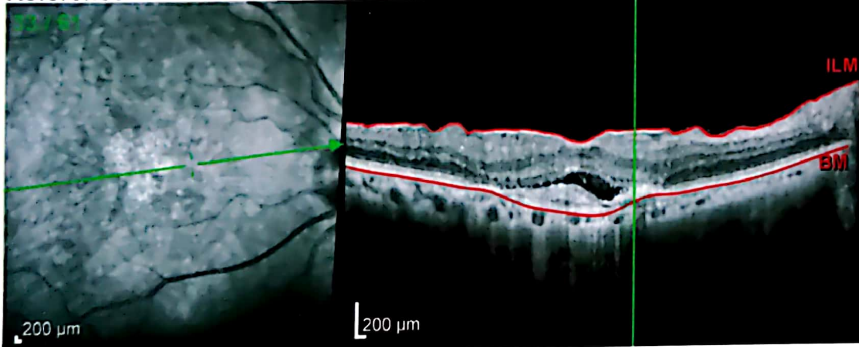
IR 30° ART + OCT 30° (8.8 mm) ART (11) Q: 34 [HS]

Follow-Up #1 02-Nov-2021



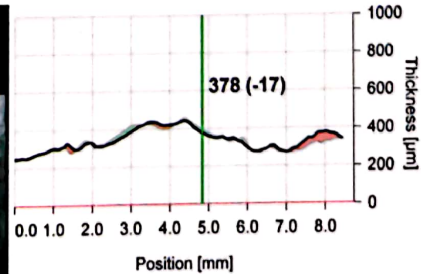
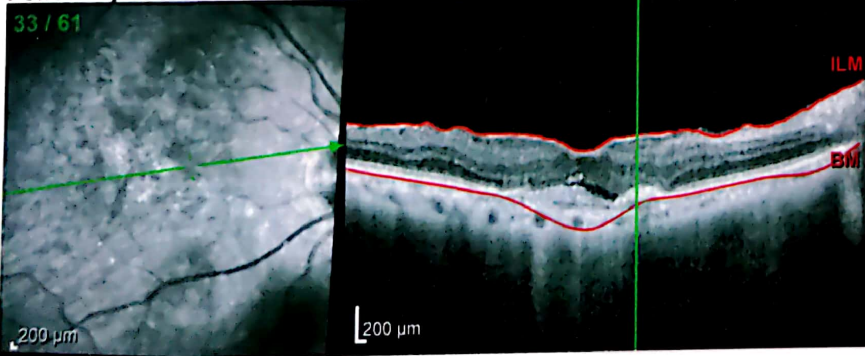
IR 30° ART + OCT 30° (8.8 mm) ART (10) Q: 22 [HS]

Reference 30-Jan-2022



IR 30° ART + OCT 30° (8.8 mm) ART (11) Q: 30 [HS]

Follow-Up #3 13-Feb-2022



IR 30° ART + OCT 30° (8.8 mm) ART (11) Q: 26 [HS]

Dr. Puneet Gupta

EYE-VITREO RETINAL SURGEON

M.S. Ophthalmology (Lucknow)

Fellow : Institute of Clinical Ophthalmology (Japan)

Fellow : Medical Research Foundation

(Sankara Nethralaya, Chennai)



SHARNAM EYE CENTRE AND LASER SERVICES



R-13/24, Raj Nagar, Opposite ALT Centre, Ghaziabad - 201 002
Timing : Monday - Friday 10.00 am - 1.00 pm & 5.30 pm - 7.30 pm
Sunday 10.00 am - 3.00 pm • Saturday Closed
Website : www.sharnameyecentre.com
Email : sharnameye@gmail.com
Telephone : 0120-2823361
For appointments call : 9818851925
For Surgical appointments : 8586030104

Patient ID	31939	Visit Date	30/Jan/2022
Patient Name	Mr. K L ARYA	Age/Sex	77 Yrs / M
Patient Address	PATEL NAGAR	Contact No.	9911742787
Category	Eye Exam	Old MR No.	

Present Complaints

For Refraction.

Diagnosis

Macular Degeneration

Inner Lamellar Macular Hole

Diagnosis Comments/Clinical Impression :

OCT ; WET MACULAR DEGENERATION , CNVM , SRF RE , POST INJ ACCENTRIX RE 22.10.21

Rx

1. OPTIGOLD

दिन में एक बार 1 गोली अगले विजिट तक जारी ()

one tablet one time in a day continue till next visit

2. MOXIGRAM EYE DROPS

दिन में चार बार 1 ड्रॉप दायीं आँख में अगले विजिट तक जारी ()

one drop four times in a day in right eye continue till next visit

Advised Investigations

OCT(SC)

NEXT REVIEW : AS AND WHEN REQUIRED

gpi next w/ Accentrix (R)

01.02.2022

Puneet Gupta

Dr. Puneet Gupta

Reg. No. UP32208



Scan QR Code
for Website

8 am - 8 pm on working days



Scan QR Code
for Appointment

A CENTRE FOR RETINA & VITREOUS EYE SURGERY

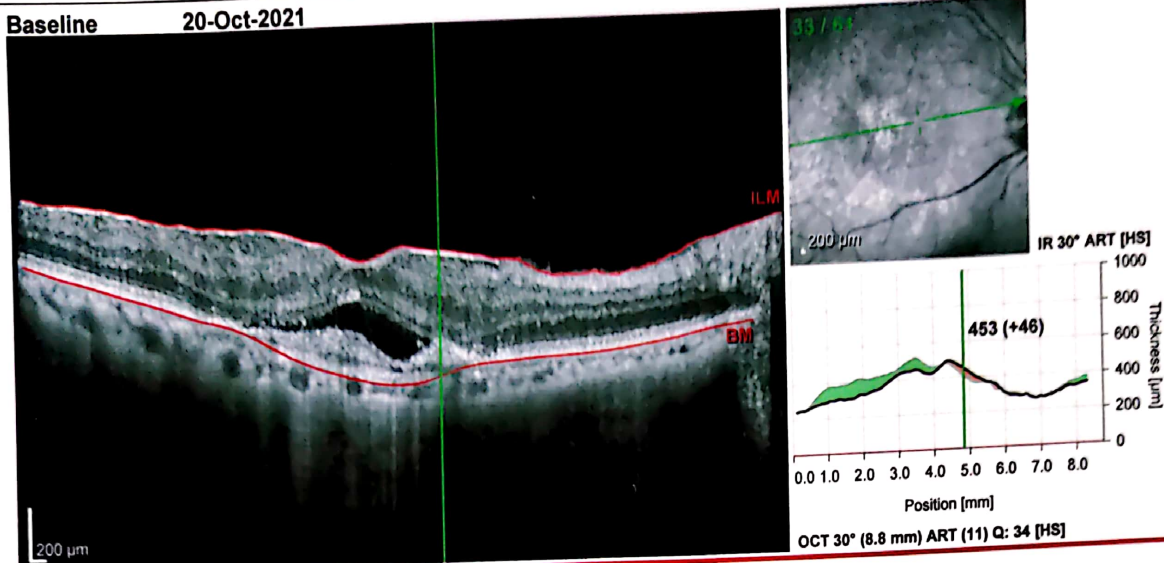
- ◆ Endoscopic Vitreous Surgery, Endoscopic Laser-cyclophotocoagulation
- ◆ Vitreous Surgery or Vitrectomy
- ◆ Sutureless 23 g. Vitrectomy
- ◆ Macular Surgeries
- ◆ Retinal Reattachment Surgery
- ◆ Pneumoretinopexy
- ◆ Retinal Laser Photocoagulation
- ◆ Photo Dynamic Therapy (PDT)
- ◆ Anti-VEGF Therapy
- ◆ Transpupillary Thermal Therapy (TTT)
- ◆ Trans Scleral Laser Cyclophotocoagulation
- ◆ Yag Laser Treatment
- ◆ Retinal Cryopexy
- ◆ Spectral 3D Optical Coherence Tomography (OCT)
- ◆ Spectralis Heidelberg Dyeless OCT Angiography, Glaucoma Analysis
- ◆ Digital Fluorescein Angiography (FFA)



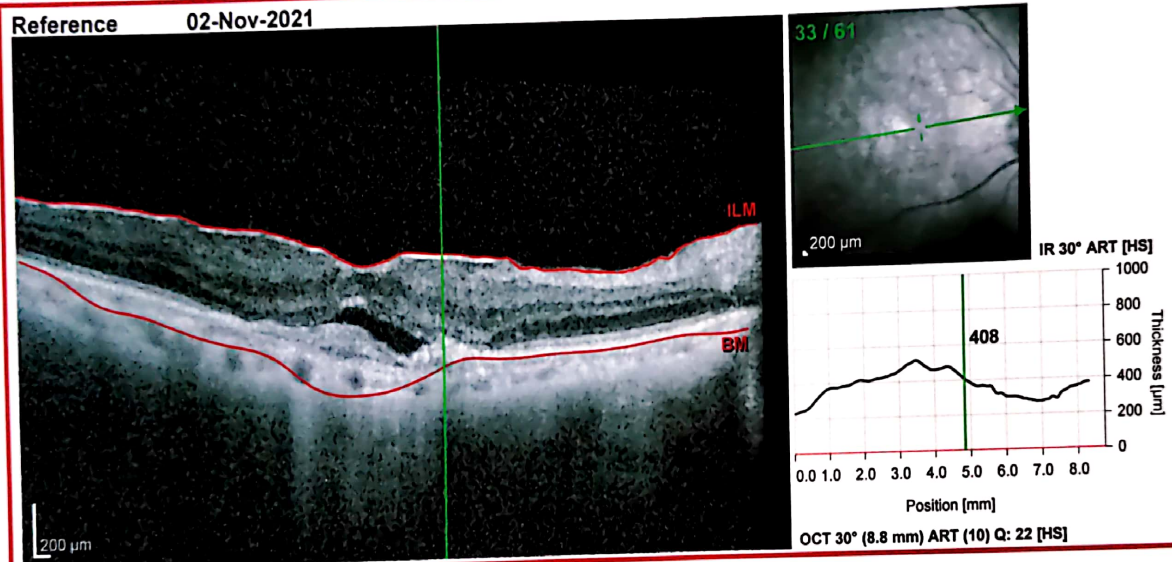
Scanned with OKEN Scanner

Patient: ARYA, K L DOB: 05-Mar-1944 Sex: M **OD**
 Patient ID: 31939

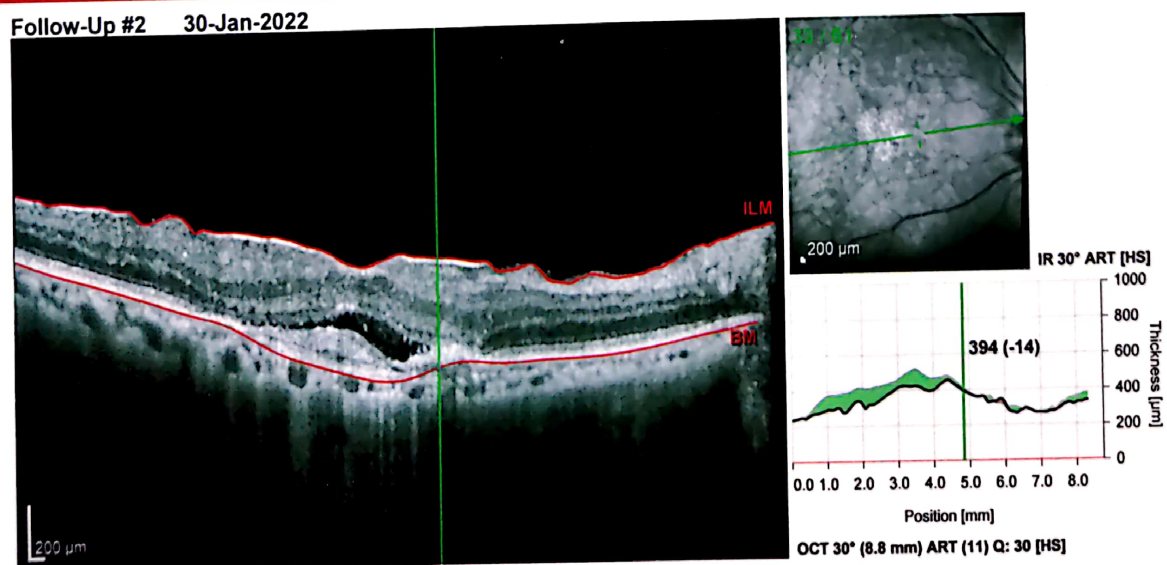
Baseline 20-Oct-2021




Reference 02-Nov-2021



Follow-Up #2 30-Jan-2022

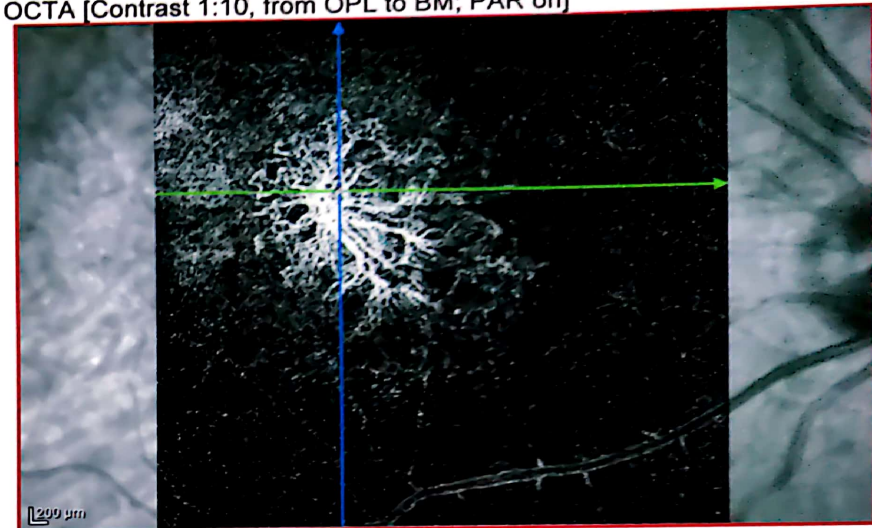


Structural OCT [Mean from OPL to BM]

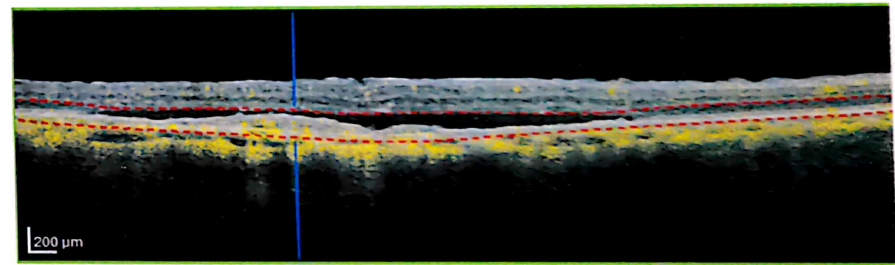
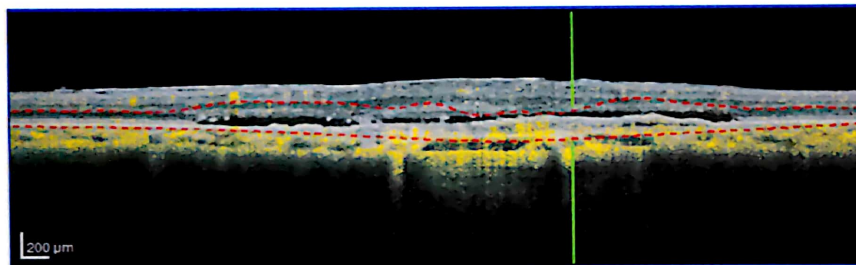


75% Struct. + 100% OCTA (Orthogonal)

OCTA [Contrast 1:10, from OPL to BM; PAR on]



75% Struct. + 100% OCTA



Instructions after Intravitreal injection

PT NAME Mrs. K.L. Arya AGE 75/M EYE RE DATE 25/11/21

Injection : Intravitreal Inj Accombrix

- ✓ Open the bandage after 4 hours and start putting
- ✓ VIGAMOX/MOXISURGE/ MOXIGRAM eye drops 6 times a day for 5 days
- ✓ NEPAFLAM/NEVANAC/MICRONAC eye drops 2 times a day for 7 days
- ✓ TAB. ULTRACET 1 TAB SOS for pain upto 3 times a day
- ✓ CAP. VESORET/MACUGOLD PLUS 1TAB daily after break fast
- ✓ Donot rub the eye
- ✓ Donot bend below the waist
- ✓ Donot wash face for two days
- ✓ Control your blood sugar if you are diabetic
- ✓ Inform in case of any problem

Review after 7 days

For any problem or quarry contact : 8586030104, 9818851925



Instructions after Intravitreal injection

PT NAME Mr. S.L. Arya AGE 75/1m EYE ----- DATE 22-10-21

Injection : Intravitreal Jay Accurite x

✓ Open the bandage after 4 hours and start putting

✓ VIGAMOX/MOXISURGE/ MOXIGRAM eye drops 6 times a day for 5 days

✓ NEPAFLAM/NEVANAC/MICRONAC eye drops 2 times a day for 7 days

✓ TAB. ULTRACET 1 TAB SOS for pain upto 3 times a day

CAP. VESORET/MACUGOLD PLUS 1TAB daily after break fast

✓ Donot rub the eye

Donot bend below the waist

✓ Donot wash face for two days

Control your blood sugar if you are diabetic

✓ Inform in case of any problem

Review after 7 days

For any problem or quarry contact : 8586030104, 9818851925



Dr. Puneet Gupta

EYE-VITREO RETINAL SURGEON

M.S. Ophthalmology (Lucknow)

Fellow : Institute of Clinical Ophthalmology (Japan)

Fellow : Medical Research Foundation

(Sankara Nethralaya, Chennai)



SHARNAM EYE CENTRE AND LASER SERVICES



R-13/24, Raj Nagar, Opposite ALT Centre, Ghaziabad - 201 002
Timing : Monday - Friday 10.00 am - 1.00 pm & 5.30 pm - 7.30 pm
Sunday 10.00 am - 3.00 pm • Saturday Closed
Website : www.sharnameyecentre.com
Email : sharnameye@gmail.com
Telephone : 0120-2823361
For appointments call : 9818851925
For Surgical appointments : 8586030104

Patient ID	31939	Visit Date	20/Oct/2021
Patient Name	Mr. K L ARYA	Age/Sex	77 Yrs / M
Patient Address	PATEL NAGAR	Contact No.	9911742787
Category	Eye Exam	Old MR No.	

Present Complaints

For Routine Exam Since 26 in both eyes.

Vision	Distance Vision		Near Vision		Method Name	IOP Time	Right Eye	Left Eye
	Right Eye	Left Eye	Right Eye	Left Eye				
With Glass	6/18	6/12			NCT	11:40	18	15

Diagnosis

Macular Degeneration

Inner Lamellar Macular Hole

Diagnosis Comments/Clinical Impression :

OCT ; WET MACULAR DEGENERATION , CNVM , SRF RE

Plan of Care :

INJ ANTI VEGF RE 3 FOLLOWED BY TREAT AND EXTEND

Rx

1. OPTIGOLD / *Veiorvdr.*

दिन में एक बार 1 गीली अगले विजिट तक जारी ()

one tablet one time in a day continue till next visit

2. MOXIGRAM EYE DROPS

दिन मे चार बार 1 ड्रॉप दाहिनी आँख मे अगले विजिट तक जारी ()

one drop four times in a day in right eye continue till next visit

NEXT REVIEW : AS AND WHEN REQUIRED

Puneet Gupta

Dr. Puneet Gupta

Reg. No. UP32208

8 am - 8 pm on working days



can QR Code
for Website



Scan QR Code
for Appointment

A CENTRE FOR RETINA & VITREOUS EYE SURGERY

◆ Endoscopic Vitreous Surgery, Endoscopic Laser-cyclophotocoagulation ◆ Vitreous Surgery or Vitrectomy ◆ Sutureless 23 g. Vitrectomy
◆ Macular Surgeries ◆ Retinal Reattachment Surgery ◆ Pneumoretinopexy ◆ Retinal Laser Photocoagulation ◆ Photo Dynamic Therapy (PDT)
◆ Anti-VEGF Therapy ◆ Transpupillary Thermal Therapy (TTT) ◆ Trans Scleral Laser Cyclophotocoagulation ◆ Yag Laser Treatment
◆ Retinal Cryopexy ◆ Spectral 3D Optical Coherence Tomography (OCT) ◆ Spectral Heidelberg Dyeless OCT Angiography, Glaucoma Analysis
◆ Digital Fluorescein Angiography (FFA) ◆ Humphrey : Automated Perimetry ◆ A+B Scan ◆ Pachymetry

Sharnam Eye Surgery Centre : Sarvodaya Superspeciality Hospital, D3, Kavi Nagar Industrial Area, Ghaziabad



Scanned with OKEN Scanner