

*Self attested*  
*[Signature]*  
*22/11/19*

**DISCHARGE SUMMARY**

NAME :	MR MAHENDERA PRATAP SINGH	DATE OF ADMISSION :	04/06/2015
SEX :	Male	DATE OF DISCHARGE:	07/06/2015
DOB/AGE :	61 Yrs	REGISTRATION NO	00581632
EPISODE NO	JP00325459		
CONSULTANT	DR. PRAVEER AGGARWAL		

**FINAL DIAGNOSES :**

1. TYPE 2 DIABETES MELLITUS
2. CORONARY ARTERY DISEASE
3. ANTERIOR WALL MYOCARDIAL INFARCTION THROMBOLYSED ON 01.03.2015
4. POST PTCA WITH STENT TO LAD (MARCH 2015)
5. LV DYSFUNCTION- LVEF 35-40%
6. CAG, PATENT STENT IN LAD, SINGLE VESSEL DISEASE (05.06.2015)
7. PTCA WITH STENT TO OM2 (05.06.2015)

**HISTORY OF PRESENT ILLNESS :**

The patient is normotensive, diabetic, non smoker and has positive family history of ischemic heart disease. The patient is a known case of coronary artery disease AAMI (Thrombolysed on 01.03.2015), underwent PTCA with stent to LAD (March 2015). The patient has syncope after thallium test. Test was stopped and patient was further evaluated. He also had shortness of breath during thallium test. He was admitted to FEHI for further evaluation and management.

**CLINICAL EXAMINATION :**

At the time of admission, the patient's pulse was 82/minute and BP was 118/64 mmHg. General: JVP was normal. No jaundice, pallor, clubbing, cyanosis or edema. CVS: S1, S2 normal. No murmur. Respiratory: Normal breath sounds. No added sounds. Abdomen: No hepatosplenomegaly. CNS: The patient is conscious and oriented to time, place and person. No neurological deficits.

**PROCEDURE DONE :**

CHECK ANGIOGRAPHY: PATENT STENT IN LAD, SINGLE VESSEL DISEASE (05.06.2015)

CORONARY STENTING: PTCA WITH STENT (ABBOTT VASCULAR XIENCE XPENDITION 2.5 X 23 mm) TO OM2 (05.06.2015)





**Cardiac Catheterization and Intervention Report**

Patient Name : MR MAHENDERJA PRATAP SINGH  
Reg. No. : 00581632  
Age/Gender : 61 yrs 11 months / M  
Address : 115/682 EAST END APPT DELHI

Proc Date : 05/06/2015  
Procedure No. : 51921  
IPD No. : IP00325450

Performed By : DR PRAVEER AGARWAL

Assisted By : DR DILEEP TIWARI

PROCEDURES DONE : Coronary Intervention

INDICATIONS : Angina Pectoris Positive Stress Test

**DIAGNOSIS**

Intervention : I. Successful Intervention of OM2 - Distal (Drug Eluting stent)

Coronary Anatomy :

APPROACH : R Femoral Artery

COMPLICATIONS : No Complications during the Procedure

*Self assisted*  
*[Signature]*  
22/11/19





PATIENT NAME:	MS MAENDERA PANTAP SINGH		
REGISTRATION NO:	00551632	IPD NO:	IP00325459

**HOSPITAL COURSE:**

The patient was admitted with above mentioned complaints for which he was evaluated and managed conservatively. He underwent coronary angiography on 05.06.2015 which revealed PATENT STENT IN LAD, SINGLE VESSEL DISEASE. Subsequently he underwent PTCA with stent to OM2 on 05.06.2015. The procedures were uncomplicated and well tolerated. His general condition at the time of discharge is satisfactory.

**CONDITION ON DISCHARGE:**

STABLE

*Self referred*  
*[Signature]*  
 22/11/19

**MEDICATION ADVISED ON DISCHARGE:**


SNo.	Formulation	Dose	Route	Directions time	Duration
1	TAB. ECOSPRIN	150 MG	Oral	ONCE DAILY	8 pm
2	TAB. DEPLATT	75 MG	Oral	TWICE DAILY	10 AM 10 PM
3	TAB. PANSEC	40 MG	Oral	ONCE DAILY	7 AM (Empty Stom)
4	TAB. EPTUS	25 MG	Oral	ONCE DAILY	10 AM
5	TAB. AZTOR <i>(Atorvastatin)</i>	20 MG	Oral	ONCE DAILY	7 pm
6	TAB. INAPURE <i>(Nifedipine)</i>	5 MG	Oral	TWICE DAILY	10 AM 10 PM
<b>Diabetes Medications</b>					
7	TAB. ZORYL/M2	1 TAB	Oral	BEFORE BREAKFAST	
8	TAB. GALVUS-MET	50-500 MG	Oral	AFTER DINNER	

Date of Revisit:

REVIEW WITH DR. PRAVEER AGGARWAL IN OPD ON TUESDAY WITH PRIOR APPOINTMENT


**PTCA PROTOCOL:**


1. To report in case of skin rash or bleeding from any site.
2. Not to stop TAB. ECOSPRIN & TAB. DEPLATT without consultation.
3. Activities-Home bound activities in first week. Follow-up in OPD.
4. Check Angio/TMT after 6 months from the date of angioplas






PATIENT NAME :	MR MAHENDERA PRATAP SINGH		
REGISTRATION NO	00581632	IPD NO :	IP00325459

  
RESIDENT DOCTOR

  
DR. PRAVEER AGGARWAL

*Self collected*  
  
22/11/19

