

ब. रो. वि. कार्ड  
O.P.D. Card



अनुभाग व दिन  
Section and Day II  
रविवार व शनिवार  
Wednesday & Saturday

कमरा नंबर  
Cabin No.

डॉ.  
अ.  
Dr. R.  
A.I.L.  
यू.ए.  
UHI

Consultation Time: 9.00 AM-1.00 PM

DeptSeq: 301  
Dept: R. P. Centre (Eye Centre)  
Unit: Unit-II  
Room: 20  
F/7  
Days: Wednesday  
App. Date: 14/10/2020

105226724  
Dept. Regn. 2020/005/0038820  
Name: Mr SUDAMA PRASAD  
S/O LT. BUDDHU PRASAD, 50Y, M  
Ph: 9412777405  
J-26 JIJ COMPND MATHURA, UTTAR PRADESH, INDIA

Appt. ID: 2020101400934

दिनांक  
DATE

निदान  
DIAGNOSIS

पता  
Address

14 OCT 2020

उपचार Treatment

ACE - (2)  
Quintessence  
- 100

Resolving Multifocal  
Nodular chorioretinitis  
likely Idiopathic


Ad  
T. Wysolone 30 400 OD. ABF X 1w  
T. Pantop 40 00 202 X 1w  
Pen + 1mth. 152 X 1w  
T-Sherid 100 OD. X 2w 102 X 1w

कृपया इस कार्ड को सुरक्षित रखें तथा अस्पताल में दिखाने के समय हर वक्त साथ लायें।

Kindly keep this Card safely and bring it on your follow-up visits.

1. धूम्रपान निषेध 2. कूड़ा कर्कट केवल कूड़ेदान में ही डालें 3. थूकिये नहीं
1. No Smoking 2. Use Dustbin 3. No Spitting

Revised on 7/11/20

  
डॉ. रोहन चावला / Dr. ROHAN CHAWLA  
सह-अध्यक्ष, नेत्र विज्ञान  
Associate Professor of Ophthalmology  
डॉ. राजेन्द्र प्रसाद नेत्र विज्ञान केंद्र  
Dr. R.P. Centre for Ophthalmic Sciences  
अ.भा.आ.सं., नई दिल्ली / A.J.J.M.S. New Delhi-110029

नेत्र ईश्वरीय सर्वश्रेष्ठ उपहार है जिनका मनुष्य जीवन में दान करना परमश्रेष्ठ है।

इनकी पूर्ण रक्षा कीजिए ताकि ये आपकी रक्षा कर सकें।

Eyes are God's most precious gift to man kind and eye donation is the most noble deed.

Take full care of them so that they can take care of you.



ब० रो० वि० कार्ड  
O.P.D. Card



अनुभाग व दिन  
Section and Day II  
बुधवार व शनिवार

कमरा नंबर  
bin No.

डा० राजेन्द्र प्रसाद नेत्र चिकित्सक  
अ०भा०आयु०सं०, नई दिल्ली  
Dr. Rajendra Prasad Centre  
A.I.I.M.S., New Delhi - 1100  
यु एच आई डी संख्या  
UHID No.

DR. RAJENDRA PRASAD CENTRE FOR OPHTHALMIC  
SCIENCES

UHID: 105226724  
Dept. No.: 20200050038820  
SUDAMA PRASAD 50Y/M  
S/O: LT. BUDDHU PRASAD

Date: 19/09/2020  
General  
₹10  
RPC OPD-Dr. SR/JR  
UNDER UNIT-II R-5A

Unit-II WED, SAT

Room No.: 20

Address: J-26 JUI COMPND MATHURA, UTTAR PRADESH, INDIA  
Mobile: 9412777405



रोगी का नाम  
Name of the Patient

दिनांक DATE	निदान DIAGNOSIS	उपचार Treatment
Vn < 6/6 6/24 14 6/12+		c/o. Dor in. (LE) :: 2 months. Sudden Dor associated e-pain. No h/o redness No h/o trauma.
NCT < 14 12		<u>ole</u>
no op k/d o HTN.	OD Pupils No cells.	OS Pupils Cells 1 (+)

कृपया इस कार्ड को सुरक्षित रखें तथा अस्पताल में दिखाने के समय हर वक्त साथ लायें।  
Kindly keep this Card safely and bring it on your follow-up visits.

१. धूम्रपान निषेध २. कूड़ा कर्कट केवल कूड़ेदान में ही डालें ३. थूकिये नहीं

fundus

Dilate (BE)  
(116)

n/o Bell's Palsy  
MT+

(151) optos FFA/ICG  
L → R.

SS OCT - (L)

(1) main

Tenon  
Iga (2g)  
ing

(2) Thru sup arcade  
lesion

(through Superior arcade lesion)

S.F.A.C.C.-30

TPHA - My

4/12/84  
PA-154. 19/9/84  
1886.

↓ Dr. J. J.

नेत्र ईश्वरीय सर्वश्रेष्ठ उपहार है जिनका मनुष्य जीवन में दान करना परमश्रेष्ठ है।

इनकी पूर्ण रक्षा कीजिए ताकि ये आपकी रक्षा कर सकें।

Eyes are God's most precious gift to man kind. Take full care of them

So that they can take care of you



ब० रो० वि० कार्ड  
O.P.D. Card



नेत्र अस्पताल उपकरण ही  
जो आप ही से लाते है

अनुभाग व दिन  
Section and Day II  
बुधवार व शनिवार  
Wednesday & Saturday

कमरा नंबर  
Cabin No.

डा० राजेन्द्र प्रसाद नेत्र विज्ञान केन्द्र,  
अ०भा०आयु०सं०, नई दिल्ली - 110029

Dr. Rajendra Prasad Centre for Ophthalmic Sciences  
A.I.I.M.S., New Delhi - 110029

यु एच आई डी संख्या  
UHID No.

प्रो०. अतुल कुमार का एकक  
Prof. Atul Kumar Unit

रोगी का नाम Name of the Patient	पुत्र/पुत्री/पत्नी S/D/W	लिंग Sex	आयु Age	पता Address
------------------------------------	-----------------------------	-------------	------------	----------------

दिनांक DATE	निदान DIAGNOSIS
----------------	--------------------

उपचार Treatment

23/9/20 (L) PST

Adh

fin + low

30/9/20

Moxi-D 1) 87D

(Moxi-D) --- + 10kg

Momide 27. 82D + 5kg

डॉ. रोहन चावला / Dr. ROHAN CHAWLA  
सह-आचार्य नेत्र विज्ञान  
Associate Prof. of Ophthalmology

कृपया इस कार्ड को सुरक्षित रखें तथा अस्पताल में दिखाने के समय हर वक्त साथ लाएं।  
Kindly keep this Card safely and bring it on your follow-up visits.

डॉ. राजेन्द्र प्रसाद नेत्र विज्ञान केन्द्र  
Dr. R.P. Centre for Ophthalmic Sciences  
अ.भा.आयु.सं. (A.I.I.M.S. New Delhi - 110029)

धूमपान निषेध २. कूड़ा कर्कट केवल कूड़ेदान में ही डालें ३. थुक्रिये नहीं



19/10/20

$V_n \left\{ \begin{array}{l} 6/60 \rightarrow 6/9 \\ \text{pu} \end{array} \right.$

$T_n \left\{ \begin{array}{l} 14 \\ 13 \end{array} \right. / \text{week}$

Combun. (151)  
 prev optos CP - (L) → one

refraction - (L)

AR  $\left\{ \begin{array}{l} -0.25 / -0.50 \times 50^\circ \\ -0.75 / -0.25 \times 130^\circ \end{array} \right.$

Accep  $\left\{ \begin{array}{l} -0.75 / -0.50 \times 50^\circ \text{ — } 6/9 \\ -1.00 \text{ DS — } 6/18 \end{array} \right.$

PMT next- week

नेत्र ईश्वरीय सर्वश्रेष्ठ उपहार है जिनका मनुष्य जीवन में दान करना परमश्रेष्ठ है।  
 इनकी पुर्ण रक्षा कीजिए ताकि ये आपकी रक्षा कर सकें।

Eyes are God's most precious gift to man kind. Take full care of them  
 So that they can take care of you



ब० रो० वि० कार्ड  
O.P.D. Card



नेत्र अनुसंधान केंद्र है  
जो आग ही से संचालित है

अनुभाग व दिन Section and Day II बुधवार व शनिवार Wednesday & Saturday
---

कमरा नंबर  
Cabin No.

डा० राजेन्द्र प्रसाद नेत्र विज्ञान केंद्र,  
अ०भा०आयु०सं०, नई दिल्ली - 110029

Dr. Rajendra Prasad Centre for Ophthalmic Sciences  
A.I.I.M.S., New Delhi - 110029

यु एच आई डी संख्या  
UHID No.

प्रो०. अतुल कुमार का एकक  
Prof. Atul Kumar Unit

रोगी का नाम Name of the Patient	पुत्र/पुत्री/पत्नी S/D/W	लिंग Sex	आयु Age	पता Address
------------------------------------	-----------------------------	-------------	------------	----------------

दिनांक DATE	निदान DIAGNOSIS	उपचार Treatment
----------------	--------------------	--------------------

19/9/20	predominant choreoretinitis multifocal nodular	CECT-chest. To r/o TB/sarcoma.
21/9/20	Man	
151 - 10:30 AM		- Dr. Rohan

डॉ. रोहन चावला / Dr. ROHAN CHAWLA  
सह-अध्यक्ष नेत्र विज्ञान  
Associate Professor of Ophthalmology  
Dr. R.P. Centre for Ophthalmic Sciences, A.I.I.M.S., New Delhi-110029

कृपया इस कार्ड को सुरक्षित रखें तथा अस्पताल में दिखाने के समय हर वक्त साथ लायें।  
Kindly keep this Card safely and bring it on your follow-up visits.

१. धूम्रपान निषेध २. कूड़ा कर्कट केवल कूड़ेदान में ही डालें ३. थूकिये नहीं



दिनांक - Date

उपचार- Treatment

23/9/20


Pulmonary consultation -

for EBUS TBNA

as CECT - LN +

to r/o sarcoid/TB.

Case of Granulomatous  
posterior uveitis

  
\_\_\_\_\_  
D. J. W.  
\_\_\_\_\_

नेत्र ईश्वरीय सर्वश्रेष्ठ उपहार है जिनका मनुष्य जीवन में दान करना परमश्रेष्ठ है।  
इनकी पूर्ण रक्षा कीजिए ताकि ये आपकी रक्षा कर सकें।

Eyes are God's most precious gift to man kind. Take full care of them  
So that they can take care of you





# FOCUS IMAGING & RESEARCH CENTRE PVT. LTD.<sup>®</sup>

• NUCLEAR MEDICINE • DIAGNOSTIC RADIOLOGY • NON-INVASIVE CARDIOLOGY • NEURO-ELECTROPHYSIOLOGY • LABORATORY MEDICINE • PREVENTIVE HEALTHCARE



NABH & NABL ACCREDITED FACILITY AS PER SCOPE




• CLINICAL HEMATOLOGY • CLINICAL PATHOLOGY • CLINICAL BIO-CHEMISTRY • CLINICAL MICRO-BIOLOGY

## INTRODUCTION OF THE ALL NEW STATE OF ART PET-CT SUITE & SPECT GAMMA CAMERA

PET-CT SUITE / SPECT GAMMA CAMERA / MRI 3T / CARDIAC CT / 4D ULTRASOUND / COLOR DOPPLER / ECHO / TMT / DIGITAL X-RAY / MAMMOGRAPHY / BMD / FFG / FMC / NCV / VFP / FCG / LABORATORY MEDICINE

Permanent ID : P10113424



Registration No.: 102018002

Mobile No. 9412777405

Patient Name: Mr. SUDAMA PRASAD

Registration Dt./Tm.: 19/09/2020 13:25:31

Age/Sex: 50 Yrs Male

Report Dt./Tm.: 21/09/2020 13:22:04

ID Card No.:

Validation Dt./Tm.: 21/09/2020 13:22:04

Referred By: AIIMS HOSPITAL

Printed Dt./Tm.: 23/09/2020 08:56:12

Referring Hosp.: AIIMS HOSPITAL

### CECT CHEST

#### STUDY PROTOCOL:

SECTIONS OF APPROPRIATE THICKNESS WERE TAKEN AT ADEQUATE INTERVALS IN STATE OF ART MULTI DETECTOR CT SCANNER (500SLICES/SEC) SO AS TO COVER THE REGION FROM ROOT OF NECK TO THE DIAPHRAGMS AFTER THE ADMINISTRATION OF I.V. (NON-IONIC) CONTRAST. FEW PLAIN SECTIONS WERE ALSO OBTAINED PRIOR TO CONTRAST ADMINISTRATION. POST PROCESSING WAS DONE ON ADVANCE WORK STATION TO OBTAIN CORONAL AND SAGITTAL SECTIONS.

QUANTITY OF I.V. (NON-IONIC) CONTRAST INJECTED: 50 ml.

COMPLICATIONS TO CONTRAST MEDIA: NONE

Clinical information: Pain in left eye and blurring of vision.

#### FINDINGS:

Ground glass opacities seen in posterior segments of bilateral lower lobes which resolves in prone study suggestive of dependent lung densities.

A small non-calcified solid nodule measuring ~ 6 mm seen in the anterior segment of left upper lobe. Few other tiny non-calcified nodules measuring around 2-4 mm also seen in both lungs mainly in lingula of left lung, right middle lobe and bilateral lower lobes.

Rest of the bilateral lungs reveal normal parenchyma with normal bronchovascular pattern.

No nodules with tree in bud configuration, consolidation, cavitation, honeycombing or any bronchiectatic changes seen in the lungs to suggest active lung disease. No nodules seen along the peribronchial, vascular or fissural distribution.

Mediastinal fat planes are well maintained.

Mediastinal great vessels are normal in course and calibre.

Trachea is in midline with normal divisions at the carina.

An oval lymphnode short axis diameter measuring ~ 6 mm with central focus of calcification seen in precarinal location. Oval non-calcified non-necrotic lymphnodes seen in aortopulmonary and subcarinal location short axis diameter measuring around 6 mm.

No other significant lymphnodes in mediastinum, axilla nor supraclavicular fossa on either side.

Cardiac size is normal with no pericardial thickening, calcification nor any effusion. **Eccentric mixed**

### "FOCUS... HEALTHCARE BEYOND IMAGINATION"<sup>™</sup>

Corporate Office &

Diagnostic Facilities:

Laboratory Medicine Hub:

Focus Helpline Numbers :

C-10, Green Park Extension, New Delhi-16 (MRI @ 3 Tesla, General Radiology Division)

H-10, Green Park Extension, New Delhi-16 (PET-CT, MRI @ 3 Tesla, General Radiology Division, Cardiac CT Scan)

7/1-4, Yusuf Sarai Market, Aurobindo Marg, New Delhi-16 (SPECT Gamma Camera & Laboratory Medicine Division)

+91 11 42199991 | +91 11 42199992 | +91 11 42199993 | +91 11 49490909

Website: [www.focusimaging.co.in](http://www.focusimaging.co.in) | E-mail: [info@focusimaging.co.in](mailto:info@focusimaging.co.in)

Focus Helpline Numbers For Laboratory Medicine Reports / Sample Collection queries : +91 11 42199999 +91 9310683525 +91 9310055365

ACCREDITED BY A.E.R.B. FOR RADIOLOGY SAFE PRACTICES



Including the Tag Line 'FOCUS... HEALTHCARE BEYOND IMAGINATION' are Registered Trademarks of FOCUS IMAGING AND RESEARCH CENTRE PVT. LTD. Any Unauthorised Copying/ Duplication is liable for Legal Action

• Clinical Correlation is essential for final diagnosis. • If test results are unsatisfactory, please contact personally. • This report is for personal use of doctors only. • Not for medico-legal cases. • All congenital anomalies in a fetus may not be diagnosed in routine obstetric ultrasound.

ON PANEL : CGHS, ESI, MCD, ECHS, DGEHS



AN ISO 9001 : 2015 CERTIFIED HEALTHCARE FACILITY



ACCREDITED BY NABH FOR MEDICAL IMAGING SERVICES AS PER SCOPE

Tests Marked With \* Are Not Covered in NABL Scope.

DOWNLOAD OUR MOBILE APP FROM GOOGLE PLAY STORE



Focus Helpline Numbers For PET-CT & SPECT Gamma Camera Appointments / Queries : +91 11 49490901 +91 11 49490902 +91 11 49490903

+91 9873494949 +91 9999816726 +91 9310159916 +91 9310683507/39/20 +91 9810157570





Permanent ID :	P10113424	
<b>Registration No.:</b>	<b>102018002</b>	Mobile No.
Patient Name:	Mr. SUDAMA PRASAD	Registration Dt./Tm.:
Age/Sex:	50 Yrs Male	Report Dt./Tm.:
ID Card No.:		Validation Dt./Tm.:
Referred By:	AIIMS HOSPITAL	Printed Dt./Tm.:
Referring Hosp.:	AIIMS HOSPITAL	

**plaque in arch of aorta. Thoracic aorta and arch vessels are otherwise patent with no significant luminal narrowing.**

No pleural thickening or any effusion in either hemithorax.

Visualized bones and muscles are normal.

**Scanned sections of the upper abdomen reveal small nonenhancing hypodense lesion measuring ~ 10 mm TR x 9 mm AP x 8 mm CC in segment IVA of the liver. Advised: Ultrasound correlation to evaluate for solid vs cystic nature of lesion.**

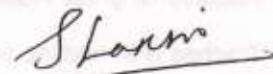
**IMPRESSION: CECT CHEST REVEALS:**

**Few non-calcified random nodules in both lungs; size of largest nodule in anterior segment of left upper lobe measuring around 6 mm.**

**No active lung lesions.**

**Subcentimetric calcified and non-calcified mediastinal lymphnodes short axis diameter measuring around 6 mm. No other significant lymphnodes in mediastinum, axilla nor supraclavicular fossa on either side. No pleural effusion.**

**ADVISE: CLINICAL CORRELATION AND FOLLOW UP STUDY TO EVALUATE FOR INTERVAL INCREASE IN NUMBER AND SIZE OF LUNG NODULES.**



**Dr. Shakti Pratap Singh**  
 MD (Radiodiagnosis)  
 Senior Consultant Radiologist  
 DMC Reg. No.: 02941



*(Faint, mostly illegible text from the reverse side of the page is visible through the paper.)*





शरीरनाथं खलु धर्मसाधनम्

# अ० भा० आ० सं० अस्पताल / A.I.I.M.S. HOSPITAL बहिरंग रोगी विभाग / Out Patient Department

अस्पताल को अन्नदाता समझना है / EMISES



एक कदम स्वच्छता की ओर

New Patient

Dept Reg. 2020/012/0013602 General/क 0

Pulmonary Medicine and Sleep Disorder/Pulmonary Medicine/Unit-I कक्ष/Room: A-519

नाम: सुदामा प्रसाद Days :

Name: Mr. SUDAMA PRASAD 50Y पुलक/M

पिता : लाल बुद्धु प्रसाद Ph. 9412777405

S/O LT. BUDDHU PRASAD

  
 UHID : 105226724 Date. 12/10/2020

OPR-6

एकक/Unit \_\_\_\_\_

विभाग/Dept. \_\_\_\_\_

Regn. No. \_\_\_\_\_

नाम/Name \_\_\_\_\_

पता/Address \_\_\_\_\_

## निदान/Diagnosis

दिनांक/Date	उपचार/Treatment
	<p>58M</p> <p>bn ⊖</p> <p>nm ⊕</p> <p>ms ⊖</p> <p>Sx ⊖</p> <p>Ans ⊖</p> <p>no redness; no itching; oc-pain</p> <p>no respiratory complaints.</p> <p>Evaluated earlier + AIIMS</p> <p>2019/20 Age:- 38.</p> <p>24hr urine Cr:- 36 ⊕.</p> <p>ECG - Negative.</p> <p>Tox Eg Mt - Negative</p>
<p>2018 Dec 20</p> <p>face</p> <p>no bills laby affecting ⊖ 6th 6</p> <p>2019/20</p> <p>MTI 20/11/20</p>	<p>Judge in Essians Court at kherkhate</p> <p>non-sustained</p> <p>3 months</p> <p>3 months</p> <p>MRE Abt - ⊕</p>



CLEAN AND GREEN AIIMS / एम्स का यही संकल्प, स्वच्छता से काया कल्प  
 अंगदान-जीवन का बहुमूल्य उपहार / ORGAN DONATION - A GIFT OF LIFE  
 O.R.B.O., AIIMS, 26588360, 26593444, www.orbo.org Helpline - 1060 (24 hrs service)



CT (2/19/2020) :- GGO in post op BLU U resolved in prone study.

Small non-calcified nodules ~6mm in ant. seg of @UL.  
few other tiny non-calcified nodules 2-4mm in both lungs  
mainly in lingula: AML; BLU.

oval low 6mm c-centred focus of calcification in pre-carinal location.  
oval non-calcified non-nodular nodules; in Anteroposterior / subcarinal  
location ~6mm

Recently ill with pain in leg.

Diagnosed as oval sarcoma :: 3/1/2020 hydro (Chylochylic duct).

pain (↓).

Older Dr. Sameesh Kulkarni

Refer back to optician as no significant  
W in fundus to be amenable for sampling.



Senior Resident  
Dept. of Pulmonary, Critical Care & Sleep Medicine  
All India Institute of Medical Sciences  
Ansari Nagar, New Delhi-110029





# KULSHRESHTHA EYE CENTRE AND LASER SERVICES

**Late Dr. R.C. Kulshreshtha**  
स्व. डॉ० रमेश चन्द्र कुलश्रेष्ठ  
Founder-DIRECTOR  
KULSHRESHTHA EYE CENTRE  
AND LASER SERVICES

**Dr. Pankaj Yadav**  
डॉ० पंकज यादव  
M.B.B.S., D.O.M.S. (OPHTH), FICO (U.K.)  
FNERF (Ahmedabad) Vitreo Retina Surgeon  
Ex. Fellow Vitreo-Retina : AIIMS, New Delhi  
: NERF, Ahmedabad  
Ex. Consultant : RKMS Hospital, VBN.  
Reg. No. R-02486

**Dr. Jhumi Kulshreshtha Yadav**  
डॉ० झूमी कुलश्रेष्ठ यादव  
M.B.B.S., D.O.M.S., D.N.B. (OPHTH), FICO (U.K.)  
Consultant & Phaco & Refractive Surgeon  
Ex. Consultant : RKMS Hospital, VBN.  
Reg. No. 00286

**Dr. S.K. Bhatnagar**  
डॉ० एस. के भटनागर  
M.B.B.S., M.S. (OPHTH)  
Consultant Eye & Phaco Surgeon  
Ex. Consultant :  
Lions Eye Hospital, Ghaziabad  
Reg. No. 28970

❖ फेको-

बिना टॉके का मोतियाबिन्द का ऑपरेशन और लेंस प्रत्यारोपण

❖ फोल्डेबल मल्टीफोकल लेंस प्रत्यारोपण

❖ लेसिक लेज़र- चश्मा हटाने का ऑपरेशन

❖ रेटिना विट्रियस सर्विसिज-

ऑप्टिकल कोहेरेंस टोमोग्राफी (OCT)

डबल फीक्वेसी डायोड ग्रीन लेजर

(Diode Green Laser)

फ्लोरोसिन एन्जीयोग्राफी (FFA)

रेटिना (पर्दे) का ऑपरेशन, डायबिटिज सर्जरी

❖ ग्लोकोमा सर्विसिस-

Humphrey फील्ड एनेलाइजर

काला पानी ऑपरेशन

❖ याग लेज़र

❖ Paediatric IOLS

❖ भेंगापन (Squint) / नासूर / पलकबंदी

❖ कम्प्यूटराइज्ड आई चेकअप

Mr. Sridamma Prasad ..

20.8.20

improved.

OK 6/9. eye..

Rs.

- Michael long. 00 x 5d.

1/2 00 x 5d..

1/4 00 x 10d..

fls (all day) x 2ed.

- Normal vision

- Cap. Retinoscopy

**Dr. Pankaj Yadav**  
M.B.B.S., D.O.M.S., FICO, F.N.E.R.F.  
Regn. No. 02486  
KULSHRESHTHA EYE CENTRE  
& LASER SERVICES, MATHURA

एपीइन्टमेंट हेतु : फोन नं. (0565) 2403862

विवार समय : प्रातः 10 बजे से 1 बजे तक

विवार सायंकालीन अवकाश

unday evening Closed

Sphere	Cylinder	Axis	Prism/Vision
marks:			ADD

पुनः दिखाने की तारीख.....

Living Home :

30, Dampier Park, Mathura - 281 001

10, डैम्पीयर पार्क, मथुरा-281001

न : (0565) 2502312, 9837213801, 9412777899

Timings : 10:00 AM - 02:00 PM • 07:00 PM - 9:00 PM

Clinic :

Bharatpur Gate (Kotwali Road), Mathura - 281001

भरतपुर गेट (कोतवाली रोड), मथुरा-281001

फोन : (0565) 2403862

Timings : 10:00 AM - 02:00 PM • 06:30 PM - 8:30 PM





# KULSHRESHTHA EYE CENTRE AND LASER SERVICES

**Late Dr. R.C. Kulshreshtha**  
स्व. डॉ० रमेश चन्द्र कुलश्रेष्ठ  
Founder-DIRECTOR  
KULSHRESHTHA EYE CENTRE  
AND LASER SERVICES

**Dr. Pankaj Yadav**  
डॉ० पंकज यादव  
M.B.B.S., D.O.M.S. (OPHTH), FICO (U.K.)  
FNERF (Ahmedabad) Vitreo Retina Surgeon  
Ex. Fellow Vitreo-Retina : AIIMS, New Delhi  
: NERF, Ahmedabad  
Ex. Consultant : RKMS Hospital, VBN.  
Reg. No. R-02486

**Dr. Jhumi Kulshreshtha Yadav**  
डॉ० झुमी कुलश्रेष्ठ यादव  
M.B.B.S., D.O.M.S., D.N.B. (OPHTH), FICO (U.K.)  
Consultant & Phaco & Refractive Surgeon  
Ex. Consultant : RKMS Hospital, VBN.  
Reg. No. 00286

**Dr. S.K. Bhatnagar**  
डॉ० एस. के भटनागर  
M.B.B.S., M.S. (OPHTH)  
Consultant Eye & Phaco Surgeon  
Ex. Consultant :  
Lions Eye Hospital, Ghaziabad  
Reg. No. 28970

❖ फेको-

बिना टॉके का मोतियाबिन्द का ऑपरेशन और लेंस प्रत्यारोपण

❖ फोल्डेबल मल्टीफोकल लेंस प्रत्यारोपण

❖ लेसिक लेजर- चश्मा हटाने का ऑपरेशन

❖ रेटिना विट्रियस सर्विसिज-

ऑप्टिकल कोहेरेंस टोमोग्राफी (OCT)

डबल फीक्वेन्सी डायोड ग्रीन लेजर  
(Diode Green Leser)

फ्लोरोसिन एन्जीयोग्राफी (FFA)

रेटिना (पर्दे) का ऑपरेशन, डायबिटिज सर्जरी

❖ ग्लोकोमा सर्विसिस-

Humphrey फील्ड एनेलाइजर

काला पानी ऑपरेशन

❖ याग लेजर

❖ Paediatric IOLS

❖ भेंगापन (Squint) / नासूर / पलकबंदी

❖ कम्प्यूटराइज्ड आई चेकअप

*Dr. Sudama Prasad*

*24.7.20.*

*40 Yr Bin (amb)*

*Mag 6/6 P unaided ..  
6/9.*

*HTM*

*RAT*

*Synquest ..*

*- Refract less ed. 34 hrs 3/4*

*- Corneum OD. x 1mm.*

*- Wt B3 secret weekly.*

एपॉइन्टमेंट हेतु : फोन नं. (0565) 2403862

रविवार समय : प्रातः 10 बजे से 1 बजे तक

रविवार सायंकालीन अवकाश

Sunday evening Closed

**Dr. Pankaj Yadav**  
M.B.B.S., D.O.M.S., F.I.C.O., F.N.E.R.F  
Regn. No. 02486  
KULSHRESHTHA EYE CENTRE  
& LASER SERVICES, MATHURA

*Advise*  
*- Physiotherapist Consultation*  
*- Neurologist Consult*

पुनः दिखाने की तारीख.....

	Sphere	Cylinder	Axis	Prism/Vision
RE	-	-0.75	20	6/6
LE	-	-0.50	160	6/6
Remarks :	Progressive .. ADD +2.00			

*IOP 12.2.  
10.2...*

*BP 132/92 mmHg*

**Nursing Home :**

1980, Dampier Park, Mathura - 281 001

1980, डैम्पीयर पार्क, मथुरा-281001

फोन : (0565) 2502312, 9837213801, 9412777899

Timings : 10:00 AM - 02:00 PM • 07:00 PM - 9:00 PM

**Clinic :**

Bharatpur Gate (Kotwali Road), Mathura - 281001

भरतपुर गेट (कोतवाली रोड), मथुरा-281001

फोन : (0565) 2403862

Timings : 10:00 AM - 02:00 PM • 06:30 PM - 8:30 PM

Timings : 10:00 AM - 02:00 PM • 06:30 PM - 8:30 PM



68.20. 90% Blood vessel :

VAC. 6/12.

Rij.   
 - Rij. oxydipred (1g) in stat

Multifocal choroiditis (P)

→ OCT 4e multifocal choroiditis  
4e mm.

✓ - T. Ceftriaxone 300mg bid =

- Newborn Id. 30mg

4/12

✓ - Cap. Phlox 200mg bid -  
(Retnox)

BR → M. 8/12/2020

- CXR - Parv

- ~~HL, TLC, DEC, ESR.~~

- Mantoux test

Bld hem - 100  
PP

TLC, DEC - (N)

Ab.

✓ - T. Medrol (16mg) bid  
200mg bid  
one x bid.

Dr. Pankaj Yadav  
M.B.B.S., D.O.M.S., F.I.C.O., F.N.E.R.F.  
Regn. No. 02486  
KULSHRESHTHA EYE CENTRE  
& LASER SERVICES, MATHURA





# KULSHRESHTHA EYE CENTRE AND LASER SERVICES

**Late Dr. R. C. Kulshreshtha**  
**स्व. डॉ० रमेश चन्द्र कुलश्रेष्ठ**  
Founder-DIRECTOR  
KULSHRESHTHA EYE CENTRE  
AND LASER SERVICES

**Dr. Pankaj Yadav**  
**डॉ० पंकज यादव**  
M.B.B.S., D.O.M.S. (OPHTH), FICO (U.K.)  
FNERF (Ahmedabad) Vitreo Retina Surgeon  
Ex. Fellow Vitreo-Retina : AIIMS, New Delhi  
: NERF, Ahmedabad  
Ex. Consultant : RKMS Hospital, VBN  
Reg. No. R-02486

**Dr. Jhumi Kulshreshtha Yadav**  
**डॉ० झूमी कुलश्रेष्ठ यादव**  
M.B.B.S., D.O.M.S., D.N.B. (OPHTH), FICO(U.K.)  
Consultant & Phaco & Refractive Surgeon  
Ex. Consultant : RKMS Hospital, VBN,  
Reg. No. 00286

**Dr. S. K. Bhatnagar**  
**डॉ० एस. के भटनागर**  
M.B.B.S., M.S. (OPHTH)  
Consultant Eye & Phaco Surgeon  
Ex. Consultant :  
Lions Eye Hospital, Ghaziabad  
Reg. No. 28970

फेको-

बेना टॉके का मोतियाबिन्द का ऑपरेशन और लेंस प्रत्यारोपण

*Mr. Sudama Prasad.*

*28.10.19*

फोल्डेबल मल्टीफोकल लेंस प्रत्यारोपण

लेसिक लेजर- चश्मा हटाने का ऑपरेशन

*RE pain / redness ..*

रेटिना विट्रियस सर्विसिज-

ऑप्टिकल कोहेरेंस टोमोग्राफी (OCT)

डबल फ्रीक्वेंसी डायोड ग्रीन लेजर

(Diode Green Laser)

*MA 6/18  
6/18 normal :*

फ्लोरोसिन एन्जियोग्राफी (FFA)

रेटिना (पर्दे) का ऑपरेशन, डायबिटिज सर्जरी

गलोकोमा सर्विसिस-

Humphrey फील्ड एनेलाइजर

काला पानी ऑपरेशन

*Cells @*

याग लेजर

*Pyrimts over Endoth @*

Paediatric IOLS

भैगापन (Squint) / नासूर / पलकबंदी

कम्प्यूटराइज्ड आई चेकअप

*Rx:*

- Dexammed. 4 drops
  - Cycloart ed. 45. -
  - Mydrone 40mg 00x3d.  
20mg 00x3d.  
10mg 00x3d.
  - Notal Prax 505
- Phg*

इन्ट्रिन्ट हेतु : फोन नं. (0565) 2403862

कार समय : प्रातः 10 बजे से 1 बजे तक

कार सायंकालीन अवकाश

Monday evening Closed

*TOP 146 myg.  
122 myg*

Sphere	Cylinder	Axis	Prism/Vision
Remarks :			ADD

*Prism / Vision ...*

पुनः दिखाने की तारीख .....

Residing Home :

980, Dampier Park, Mathura - 281 001

180, डैम्पीयर पार्क, मथुरा-281001

न : (0565) 2502312, 9837213801, 9412777899

Timings : 10:00 AM - 02:00 PM • 07:00 PM - 9:00 PM

Clinic :

Bharatpur Gate (Kotwali Road), Mathura - 281001

भरतपुर गेट (कोतवाली रोड), मथुरा-281001

फोन : (0565) 2403862

Timings : 10:00 AM - 02:00 PM • 06:30 PM - 8:30 PM



prasad, sudama

DOB 03/02/1969

Gender Male

Kulshreshtha Eye centre & Laser Services

Patient ID 2018906153

1980, Dampier Nagar, Mathura

Referring Doctor  
Doctor Yadav, Pankaj

Operator kulshrestha

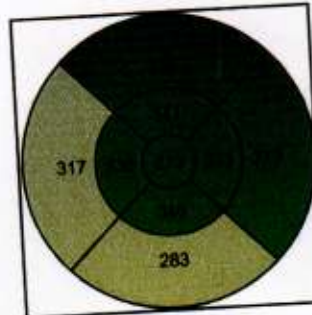
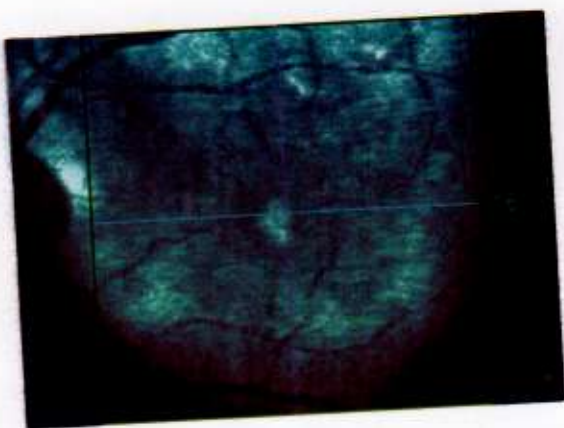
Tel: 9837213801  
Email:

# OS Macular Thickness Analysis

Scan Date & Time: 06/08/2020, 19:44

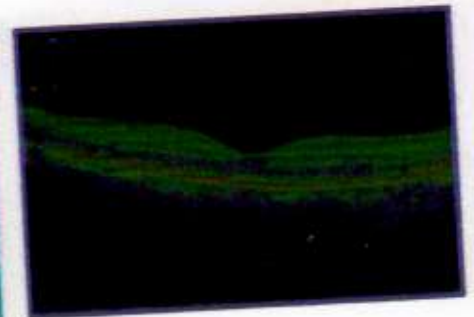
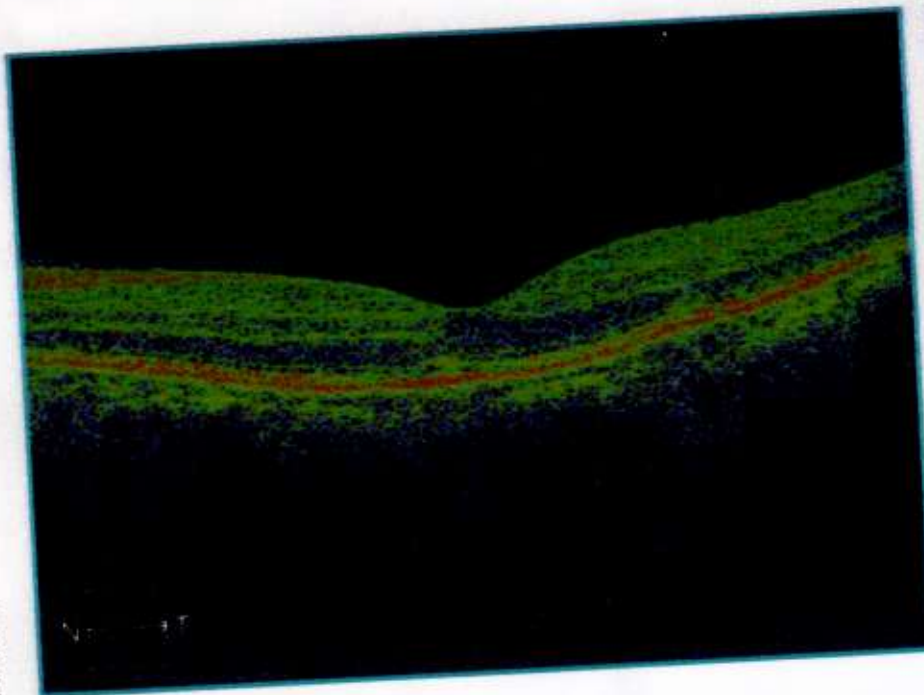
Signal Strength : 9/10

Fovea: 259, 16



Global Distribution of Normals (%)  
99%  
95%  
5%  
1%

	Central subfield thickness (µm)	Cube volume (mm³)	Cube avg thickness (µm)
ILM-RPE	273	10.7	296



Carl Zeiss Meditec | - Copyright | 2014 | All rights reserved

Comments *Subfoveal Elevation* ~~ALSD~~  
*? Choroid neovascular - multifocal*

Signature *[Handwritten Signature]*



[PRIMUS 200] 3.0

*RP LNL*

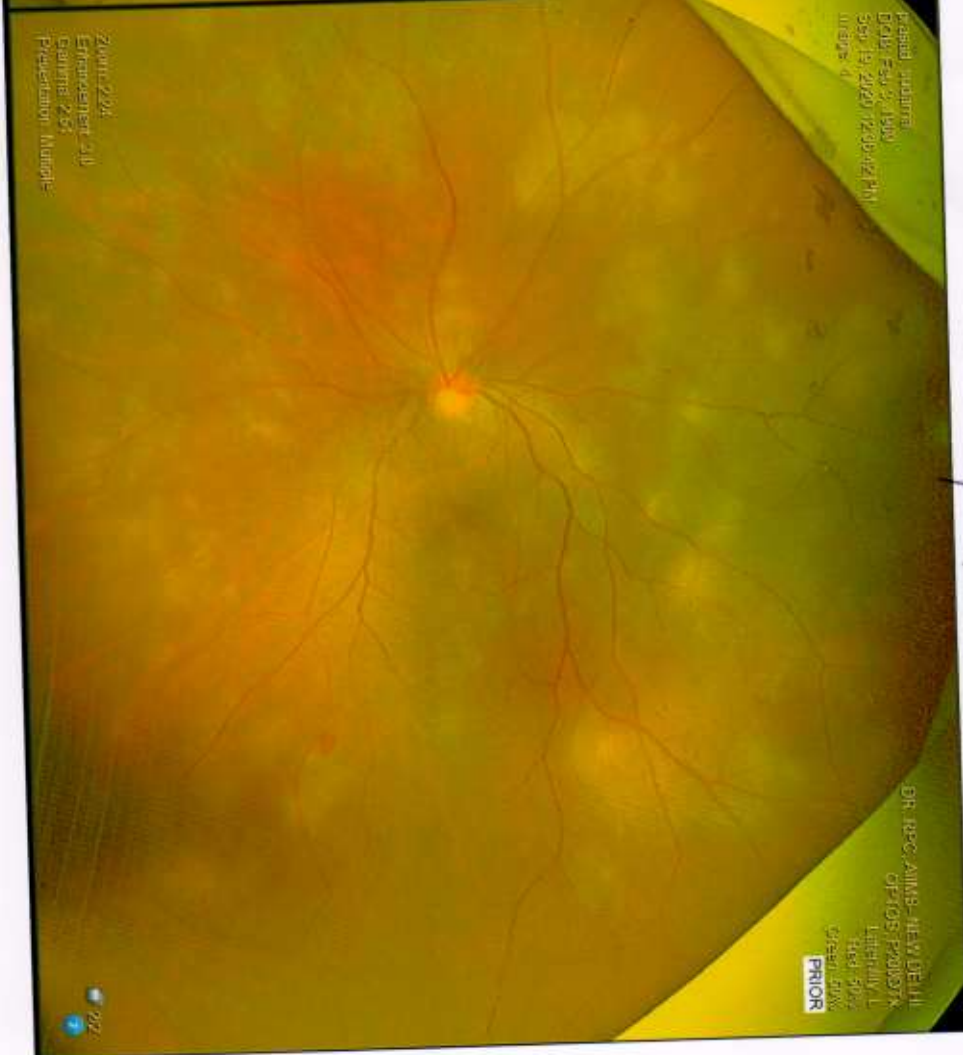
Created: [06/08/2020 19:47] by [kulshrestha]

LE

14/10/2020



19/09/2020





**Patient Details**

UHID No.	AFB000155675	Date	05/10/2020 11:53:20
Patient Name	MR. SUDAMA PRASAD	O.P.D. No.	AFBOP200158395
Age	51 Yrs 8 Mth	Gender	MALE
Department	RESPIRATORY MEDICINE	CPG	CASH / AIMS1516
Address	J-26, JUDGE COMPAUND, MATHURA, Mathura, UTTAR PRADESH, INDIA		
Doctor Name / Unit	DR. PRITHA NAYYAR BABBAR /		
Inst. Name		Father / Husband	BUDHHU PRSAD

**Allergy**

Sr.	Allergy
1	NO KNOWN ALLERGY

**History of Present Illness**

BLURRING OF VISION IN LT EYE

NO OTHER COMPLAINTS

CT CHEST - B/L GGO ... DISSAPERING ON PRONE POSETION  
FEW NODULES IN CT LT ANTERIOR SEG UL AND FEW SMALL MEDIASTINAL LN

ESR - 25  
MT -VE  
ACE - 30

**Investigating Orders**

Sr.	Service Name	Date
→ 1	CT-HRCT CHEST - CONTRAST	05/10-2020

**Doctor Notes**

TEMP CHARTING - 8 AM 2 PM 6 PM 10 PM

*Plan for FOB E BAL I EBUS TANA if persistence of Nodules + CAP if new CT chest*

*Pritha*  
Consultant's Signature  
05/10/2020 13:55:29

DR. PRITHA NAYYAR BABBAR, MBBS, MD, DNB (Pulmonary Medicine), Associate Consultant-RESPIRATORY MEDICINE, Reg. No: DMC 76081

1st Floor 3rd OPD (Room No:116), OPD Timings: Mon to Sat 11:00 a.m to 3:00 p.m and Fri 3:00 p.m to 5:00 p.m.  
Palwal clinic: Every Friday 11:00 a.m to 2:00 p.m (Contact: 0127-5240336).

**Note** : Nature of illness, prognosis, potential side effects of medication used, risk of allergic reaction, need for follow-up & monitoring has been explained to the Patient/attendants in their own language.  
**WHEN TO OBTAIN URGENT CARE** : In case high grade fever, recurrent vomiting, profuse diarrhea, severe oral ulcers, skin rash breathlessness, dizziness, loss of consciousness, bleeding from any site or new relevant/ alarming symptom