

Ophthalmology



2019262936

Priority

Neetu Pathak / 38 Years, FEMALE

Printed on 25-3-2019 16:57:17 Ms. Ramesh Gaurav  
172164155

ॐ

पेज No ①

ॐ

23/9/19

5

SANJAY GANDHI POST GRADUATE INSTITUTE OF MEDICAL SCIENCES LKO.



आत्मना सर्वा जितः

O.P.D. CASE FILE

20.....

NEETU PATHAK

Patient's Name.....

B-24 BUTTLER PALACE COLONEY

Address..... LUCKNOW

Self attested

13.7.2019 Plan

Fields → 20-2

76 point screens

Follow up Notes

load


fundus

status quo - as mentioned in March 2019.

Pupil NSNR BE  
PSC diffuse  
CE

Refracton  
in

dd sh

  
D. Vikas  
Professor  
Department of Ophthalmology  
S.P.S. Institute, Lucknow

4/9/19

Ry P<sub>1</sub> - 21.50 / - 2.75 x 180°

Refract (new sh) - 19.75 / - 1.75 x 180°

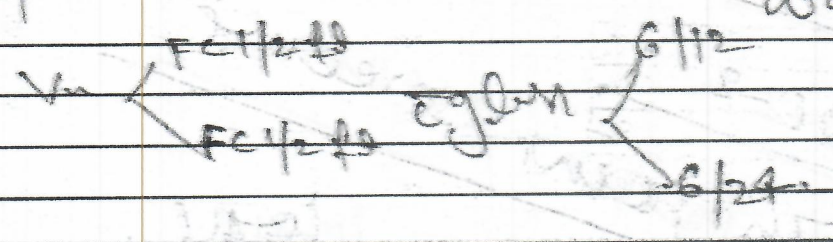
(R) - 21.50 D<sub>s</sub> / - 2.75 D<sub>c</sub> x 180° 6/72

(L) - 20.50 D<sub>s</sub> / - 2.00 D<sub>c</sub> x 180° 6/112

Self attested

(4)

4/9/19 Patient is having difficulty in reading & daily routine work with her left eye x 2-3 months



Posterior Subcapsular Cataract LE

Diffuse

History of retinal detachment surgery LE in Sep 2017 and oil removal in March 2018.

Advising considering the previous retinal detachment surgery and now difficulty in daily routine chores, immediate ~~retinal~~ surgery is required and a regular follow up is advisable for detailed retinal examination post surgery.

*[Signature]*  
4/9/19

SANJAY GANDHI POSTGRADUATE INSTITUTE OF MEDICAL SCIENCES, LUCKNOW

28.3.2019.

V.K.

Department	Unit/Consultant

Referring Doctor/Hospital:

Name: \_\_\_\_\_

Address: \_\_\_\_\_

Date \_\_\_\_\_ History

1/0 decrease vision LE  
 X ~~years~~ 4-5 mths.

operated for RD LE on 13<sup>th</sup> Sep 2017.  
 Post surgery she regained  
 vision - but for now 4-5 mths  
 vision is hazy & it is gradually  
 increasing.

Past History \_\_\_\_\_ Treatment History

No other / Significant Systemic  
 history of medication / ailment.  
 Using glasses  
 since her graduation  
 (2000).

Personal/Social/Family History

O/E Pupil NSNR.  
 AC (N) depth PSC ~~developing~~ LE.  
 Cornea. (N) Diffuse haze.

G-1 history (N)

Self attested

②

### Physical Examination

Nutrition Status: Good/Adequate/Reduced

Anaemia No  Yes

Dyspnea No  Yes

Cyanosis No  Yes

Jaundice No  Yes

Edema No  Yes

Exanthem No  Yes

W	Kg
H	Cm
BP	mmHg
Pulse	/min

Extremities

Skin

Thyroid

Lymph Nodes

Fundus

Head & Neck

Myopic fundus

Chest

BE

CVS

LE Laser marks

Abdomen

Adv.

Cataract surgery LE E. IOL  
when daily routine activity becomes hampered.

Provisional Diagnosis

Dr. Vinay Kataria  
 Department of Ophthalmology  
 S.G.P.G.I. M.S. (C) 19

4/9/19

Adv

(4.5 to 6)

(5)

10L power  
Left eye

Specular  
microscopy.

(R)

(L)

$P_{axL} = 32.63$

$K_1 = 43.99 \times 177^\circ$

$K_2 = 46.85 \times 87^\circ$

$P_{TD} = 3.15$

$L_T = 3.93$

$WTW = 12.1$

$I_{OL} = -7.50$

$CLT \begin{cases} 535 \\ 528 \end{cases}$

$P_{axL} = 31.71$

$K_1 = 44.28 \times 21^\circ$

$K_2 = 46.58 \times 91^\circ$

$P_{TD} = 3.17$

$L_T = 3.82$

$WTW = 12.2$

$I_{OL} = -5.50$

*[Signature]*

4/9/19  
Dr. Vilas Kankaria  
MS (Ophthalmology)  
Professor  
Department of Ophthalmology  
S.S. Laxmi

27/9/19

$V_n \begin{cases} \text{OD } 6/18 \\ \text{OS } 6/18 \end{cases} \begin{cases} \text{R/R } 6/19 \\ \text{L/R } 6/19 \end{cases} \begin{cases} \text{R/R } 6/19 \\ \text{OS } 6/19 \end{cases}$

$T_n < \begin{cases} 13.4 \\ 14.4 \end{cases} \text{ mmHg}$

P-T-O

Self assisted

6

27/9/19.

<del>Patient Under</del>	Conj	] NAD
<del>Cornea</del>	Cornea	
<del>Pupil</del>	Pupil	

O/E Anterior Segment - Pseudophakic LE

Fundus status quo as mentioned on 28-3-2019.

Rp - Continue medication as advised elsewhere

- Considering previous retinal detachment and the surgeries, periodical regular short follow up required early post-op

(Signature)

27-9-19.

Dr. Anil K. Mishra  
MS (Ophthalmology)  
Professor  
Department of Ophthalmology  
S.G.P. S. S. Lucknow

4/2/2020  
8

SANJAY GANDHI POSTGRADUATE INSTITUTE OF MEDICAL SCIENCES, LUCKNOW

DEPARTMENT OF

Reg. No.

Name

Age/Sex

For OPD Patient :

Referring Doctor :

Department :

Hospital :

For SGPGI Ward Patient :

Referring Consultant :

Referring Dept. :

Ward No.....Bed No.....

INVESTIGATION CHART

Date of Admission.....Date of Operation.....Blood Group.....HbsAg.....

Diagnosis.....

Operative Procedure.....

Date	22/2/2020						
Body Wt.							

Haematology

22.9 0090

Hb							
TLC							
DLC							
Platelet							
ESR							

Chemistry

Glucose F/R							
PP							
BUN/Urea							
Creatinine							
Na							
K							

R/E: Anterior segment VAD

LE: Pseudophakia

Fundus Myopic degeneration BE

Bilirubin Total							
Direct							
Proteins Total							
Albumin							
SGOT/SGPT							
Alk Phosph							
Amylase							
P. T. Patient/Control							

Ad: Considering previous vitreal detachment and the surgeries done Periodical regular short follow up required every 2 months

Dr. Vikas K. Chauhan  
MS (Ophthalmology)  
Professor  
Department of Ophthalmology  
S.G.P.G.I.M.S., Lucknow  
22/2/2020

See attached



URINE		Date	Report
Sugar	27/10/20		Both eyes
Albumin			e/o
M/E			frequent

ENDOSCOPY

Investigation	Date	Report
O/E	27/10/20	Slit lamp flashes of light seen in front of LE

RADIOLOGY

Investigation	Date	No.	Report
R/E	27/10/20		Anterior Segment (NAD)
LE			Anterior Segment Pseudophakic with Ad IPCO slightly inferior to Centre


PATHOLOGY

Specimen	Date	No.	Report
BE	27/10/20		Peripapillary atrophy BE Myopic degeneration BE

MICROBIOLOGY

Specimen	Date	No.	Organism	Sensitive	Resistant
Adv	27/10/20		None		
E.K.G			Considering previous retinal detachment and the Surgeries done in left eye and the present complaint of flashes of light, periodic regular follow up <del>is</del> is required and to report if flashes continues or any decrease in vision is there		

G-9 on  
Avoid forward bending  
& any heavy weight  
lifting

  
Dr. Vikas Kataria  
27/10/20  
Department of Ophthalmology  
S.G.P.G.I.M.S., Lucknow



पृष्ठ नं० 011

Single Field Analysis

Eye: Right

Name: NEETU PATHAK  
ID: 2019252936

DOB: 08-08-1980

Central SC-2 Threshold Test

Fixation Monitor: Gaze/Blind Spot  
Fixation Target: Central  
Fixation Losses: 2/20  
False POS Errors: 0 %  
False NEG Errors: 5 %  
Test Duration: 07:49

Stimulus: III, White  
Background: 31.5 ASB  
Strategy: SITA-Standard

Pupil Diameter: 2.8 mm  
Visual Acuity:  
RX: -20.00 DS -2.00 DC X 150 Age: 38  
Date: 13-07-2019  
Time: 11:26 AM

Fovea: OFF

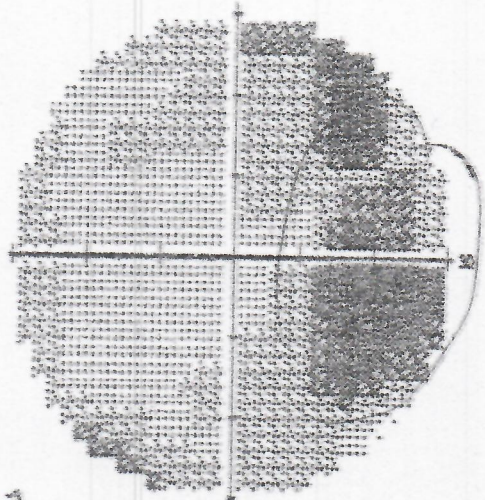




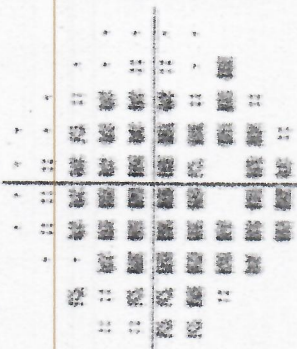
Table with 5 columns and 10 rows of numerical data, likely representing individual test points or error rates.

Table with 5 columns and 10 rows of numerical data, likely representing individual test points or error rates.

GHT  
Outside Normal Limits  
VFI 87%  
MD -7.26 dB P < 0.5%  
PSD 6.86 dB P < 0.5%

Total Deviation

Pattern Deviation



∴ < 5%  
∴ < 2%  
∴ < 1%  
∴ < 0.5%

S.G.P.S.I.  
DEPARTMENT OF OPHTHALMOLOGY  
LUCKNOW



© 2010 Carl Zeiss Meditec  
HFA II 750-42538-5.1.2/5.1.2

*Left axis tied*

Name: NEETU PATHAK ID: 2019262996 Eye: Right DOB: 08-08-1990

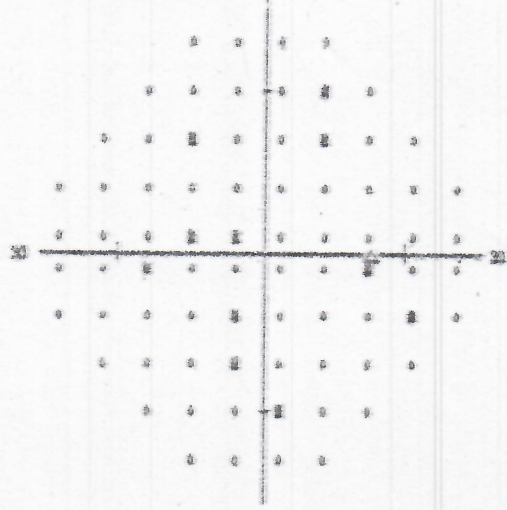
Central 76 Point Screening Test

Fixation Monitor: Blind Spot
Fixation Target: Central
Fixation Losses: 7/11 xx
False POS Errors: 6/9 xx
False NEG Errors: 1/8
Test Duration: 05:21

Stimulus: III, White
Background: 31.5 ASB
Strategy: Two Zone
Test Mode: Age Corrected

Pupil Diameter: 2.6 mm
Visual Acuity:
RX: -20.00 DS -2.00 DC X 160 Age: 38
Date: 13-07-2019
Time: 11:56 AM

Central Reference: 34 dB
Peripheral Reference:



- Seen 65/76
• Not Seen 11/76
△ Blind Spot

Name: NEETU PATHAK ID: 2019262996 Eye: Left DOB: 08-08-1990

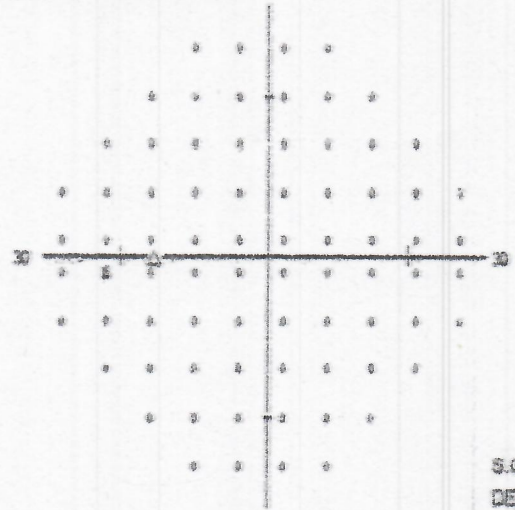
Central 76 Point Screening Test

Fixation Monitor: Blind Spot
Fixation Target: Central
Fixation Losses: 6/10 xx
False POS Errors: 6/8 xx
False NEG Errors: 0/8
Test Duration: 05:49

Stimulus: III, White
Background: 31.5 ASB
Strategy: Two Zone
Test Mode: Age Corrected

Pupil Diameter:
Visual Acuity:
RX: -20.00 DS -2.00 DC X 180 Age: 38
Date: 13-07-2019
Time: 12:02 PM

Central Reference: 34 dB
Peripheral Reference:



- Seen 76/76
• Not Seen 1/76
△ Blind Spot

S.G.P.G.I.
DEPARTMENT OF OPHTHALMOLOGY
LUCKNOW

© 2010 Carl Zeiss Meditec
HFA II 750-42836-5.1.2

Self attested



Department of Ophthalmology  
King George's Medical University U.P. Lucknow  
Shamina Road, Lucknow - 226 003

पत्र. न. 13

Ref. No. .... /OPH

Date 12/9/17

NEETU PATHAN

High Myopia

-25D/RE

Staphylococci

Rheg RD / LE

-22D/LE

Membrane off

Adv: Urgent Surgery (PRVc oil) / LE  
at higher center

⊙ ASTA-1 25 X 648151

Sandip Saxena

Prof. S. Saxena  
MS, FRCSed, FRCS, FRCOphth,  
FAICO, FAMS)

Self assisted  
9

Dr. S.P.M. Civil Hospitals, Lucknow  
Medical Certificate

This is to certified that Mrs Neetu Pathak whose  
signatures/thumb-impresion affixed below is suffering w.e.f. 11-9-17  
diseases HIGH MYOPIA + R.D.I.E ? as O.P.D/Indor case and  
was acmitted in the hospital on \_\_\_\_\_ and

(a) his / her stay in the hospital is considered absolutely essential  
for 15 days days from 11-9-17

(b) was discharged on X and is fit to join his / her  
duty.

(c) was discharged on X and  
is / was recommended convalescent leave for 15 days

from the daye of discharge and would be fit for duty from \_\_\_\_\_

Neetu Pathak

यिनेतु पथक  
for 11-9-17 मुख्य चिकित्सा अधिकारी  
लखनऊ  
26-9-2017

Ayazgula  
I/c Physician / Surgeon  
Dr. S. P. M. Hospital Lucknow

Sign attested  
Ayazgula  
11-9-17  
EYE SURGEON  
Dr. S. P. M. Hospital Lucknow

counter signature

[Signature]  
11-9-17  
Medical Supdt.  
Dr. S.P.M. Hospital  
Lucknow

प्रतिहस्ताक्षरित  
रु०.....  
रु०.....  
मुख्य चिकित्सा अधिकारी  
लखनऊ

Self attested



## Prakash Netra Kendr

NH - 2, Vipul Khand - IV, Gomti Nagar, Lucknow

Phone - 0522-4242164, 4076399

Email : pnk\_netra@hotmail.com, Website: www.pnkeyecare.com

Hospital Registration No. : 2376/2004

पेज नं० 15

Patient ID	87774	Visit Date	12-Sep-2017
Patient Name	Mrs. Nitu Pathak	Age/Sex	37 yrs / F
Patient Address	C-18 BUTTLER PALACE COLONY	Contact No	9415126616
Category Name	General	Old MRNo	

## Presenting Complaints

Dimness Of Vision Since 2 day. Floaters Since 2 day.

## Systemic Disease History

H/o Nil Since September, 2017.

Vision	Distance Vision		Near Vision		Method Name	IOP Time	Right Eye	Left Eye
	Right Eye	Left Eye	Right Eye	Left Eye				
With Glass	6/60	FC			NCT	10:40	16	11
With Pinhole	6/18P	ni						

## Examination Detail

Finding Name	Right Eye	Left Eye
Fundus	Myopic Fundus	RD

## Diagnosis

Myopia, bilateral in Both Eyes

## Clinical Impression :

LE-RD


## Advised Procedures

BUCKLE, in Left Eye

Next Review : As and when required


Doctor's Signature

Dr. Mohit Khemchandani

  
 25gm LA/GA

Brounky (B)

http://192.168.26.253:7878/WebNetram-Reports/Prescription.aspx?AUTOREF=Y&Prescr... 9/12/2017

self attested  


MRNO. : 87774	Booking Date : 2018-03-17
NAME : MRS. NEETU PATHAK	Surgery Date : 20-Mar-18
Dignosis :	Doctor : Dr. Mohit Khemchandani
Operation Type : RETINA	Op. Eye : LE
Approx. Charges : 11,000	Reporting Time : 12:00
Procedure Name : SOR	Package Name : Silicon Oil Removal
Patient/Party : Patient	Anesthesia Type : LA
Counselor Remarks	Prepared By : Nitin Dixit
Signature of Counsellor <i>Nitin Dixit</i> 2018/3/18 11:45 AM	Thumb Impression / Signature of Patient

**PLEASE BRING THIS CARD ALONG WITH YOUR FILES & REPORTS ON THE DAY OF SURGERY**

**Investigation Ordered**

1. Blood Sugar F/ PP/ R	[ ]	2. Urine : R/M	[ ]	10. Lipid Profile	[ ]
3. Elisa for HIV	[ ]	4. HbsAg	[ ]		
5. Serum Creatinin / Blood Urea	[ ]	6. HbA1c	[ ]		
7. Hb/TLC/DLC/PC,PT/ESR(C), BT,CT,CPK	[ ]	8. HCV	[ ]		
9. Physician/Peadiatrician/Anesthetist Clearance for Surgery with BP & ECG	[ ]		[ ]		

**Instruction for Patient :-**

- 1) Use TOBREX / ZYMAR / KETOFLOX / KETOMAR / GATCURE KT Eye Drop  
Wash your face & put one drop 4 times daily in eye to be operated for 1 day prior to operation
- 2) Take a Light Dinner on Night before Operation
- 3) Tab. CIPLOX (500mg)  
1 Tab. after dinner on ..... 1 Tab. at ..... AM/PM on.....
- 4) Tab. TRIKA (0.25mg)  
1 Tab. after dinner on ..... 1 Tab. at ..... AM/PM on.....
- 5) Tab. Diamox  
1 Tab. after dinner on ..... 1 Tab. at ..... AM/PM on.....
- 6) Full Breakfast on Morning / Lunch on Operation day before taking medicines
- 7) Nothing by mouth after ..... am/pm on .....
- 8) Dilate RE/LE with Tropicacyl Plus/Cyclogyl Eye Drops (In Hosptial Only By Hospital Staff)

**On The Day Of Surgery :-**

- 1) Have a head bath & do not apply kajal, sindhuram, turmeric powder over the Face Befor coming Hospital.
- 2) You can take breakfast before coming for the surgery.
- 3) Only One attendant must accompany the patient.

**Patient Counselor - Mr. Vinod Soni (09935300734) & Mr. Premchand (09935300733)**  
**Patient Counselor - Ms. Nidhi 0522-4242164 Extn. 302, Ms. Sandhya( TPA & Insurance) 0522-4242164 Extn. - 110**  
**Note :- After Surgery - free consultation valid only for 1 month.**

*Recd 11/03/18*  
*24/3/18*

20-Mar-18 11:43:42AM

**Please Report on 01st Floor Ward for Admission on the Day of Surgery**

*led*



५११०१७



**Prakash Netra Kendr**  
 NH - 2, Vipul Khand - IV, Gomti Nagar, Lucknow  
 Phone - 0522-4242164, 4076399  
 Email : pnk\_netra@hotmail.com, Website: www.pnkeyecare.com  
 Hospital Registration No. : 2376/2004

Patient ID	87774	Visit Date	13-Jan-2018
Patient Name	Mrs. Neetu Pathak	Age/Sex	37 yrs / F
Patient Address	C-18 BUTLER COLONY LKO	Contact No.	9411907397
Category	General	Old MR No.	

**Present Complaints**

Follow Up Pt Since 2 month in both eyes.

**Systemic Disease History**

H/o Nil Since September, 2017.

Vision	Distance Vision		Near Vision		Method Name	IOP Time	Right Eye	Left Eye
	Right Eye	Left Eye	Right Eye	Left Eye				
With Glass	6/9	6/9			NCT	12:46	16	15

**Next Review : As and when required**

Doctor's Signature

Dr. Mohit Khemchandani

fu  
 small

Dorzox-T - 2/d

Dr. fu

for 2 weeks

✓ Cap Novant 0.01 x 2 weeks

Self attested

पेज नं० १८



**Prakash Netra Kendr**  
 NH - 2, Vipul Khand - IV, Gomti Nagar, Lucknow  
 Phone - 0522-4242164, 4076399  
 Email : pnk\_netra@hotmail.com, Website: www.pnkeyecare.com  
 Hospital Registration No. : 2376/2004

Patient ID	87774	Visit Date	02/Jul/2018
Patient Name	Mrs. Neetu Pathak	Age/Sex	37 Yrs / F
Patient Address	C-18 BUTLER COLONY LKO	Contact No.	9411907397
Category	General	Old MR No.	

**Present Complaints**

Follow Up Pt Since 3 month in both eyes.

**Systemic Disease History**

H/o Nil Since September, 2017.

Vision	Distance Vision		Near Vision		Method Name	IOP Time	Right Eye	Left Eye
	Right Eye	Left Eye	Right Eye	Left Eye				
With Glass	6/9	6/9			NCT	11:44	15	17

Next Review : As and when required

Doctor's Signature

Dr. Mohit Khemchandani

~~Final Shulde~~

Regular Gualt.

(Avoid strenuous work)

D

21-7-18

Final LG

-18.0 years

9411907397

Self attested



Prakash Netra Kendra  
NH - 2, Vipul Khand - IV, Gomti Nagar, Lucknow  
Phone - 0522-4242164, 4076399  
Email : pnk\_netra@hotmail.com, Website: www.pnkeyecare.com  
Hospital Registration No. : 2376/2004

पेज नं० १९

Patient ID	87774	Visit Date	22/Sep/2018
Patient Name	Mrs. Neetu Pathak	Age/Sex	38 Yrs / F
Patient Address	C-18 BUTLER COLONY LKO	Contact No.	9411907397
Category	General	Old MR No.	

**Present Complaints**

Follow Up Pt Since 2 year in both eyes.

**Systemic Disease History**

H/o Nil Since September, 2017.

Vision	Distance Vision		Near Vision		Method Name	IOP Time	Right Eye	Left Eye
	Right Eye	Left Eye	Right Eye	Left Eye				
With Glass	6/9	6/9			NCT	10:45	16	18

Next Review : As and when required

(R)

ful stable (R)

Doctor's Signature

(R)

Dr. Mohit Khemchandani

M.S.

Reg. No. 42028

Tab Shelcal 500<sup>OD</sup>  
X Bunk.

self assisted

11:07:23 AM



ISO 9001:2008 Certified

Pvt  
①



प्रा. 20

### Discharge Summary

MRD No.	87774	Adm. Date	20-Mar-2018
Patient Name	Neetu Pathak	SurgeryDate	20-Mar-2018
Age / Sex	37 / F	Dis. Date	21-Mar-2018
HBsAG/ HIV Urine R/M/ RBS	NEGATIVE WNL	BP/ECG	104/62 NA

Operated Eye : Left Eye  
 Diagnosis : S/P RETINAL DETACHMENT  
 Surgery / Proc. Done : SOR

Treatment Advice (All Medicines should be started from today as explained)

#### Cyclogyl Eye Drops

✓ two times in a day for 10 Days in Left Eye

#### Pred Forte Eye Drop

✓ six times in a day for 7 Days in Left Eye

#### Pred Forte Eye Drop

✓ four times in a day for 7 Days in Left Eye

#### Pred Forte Eye Drop

✓ two times in a day for 7 Days in Left Eye

#### Ciplox (500mg) Tablet

✓ two times in a day for 5 Days

#### Diamox (250 mg) Tablet

✓ two times in a day for 1 Day

#### Ultracet Tablet

✓ two times in a day for 3 Days

#### Moxicip eye drops

✓ four times in a day for 21 Days in Left Eye

Inj. Voverion - 1IM - ①

S/K

Diet Instruction - Normal diet or diet advised by your treating physician.  
 Advice on Discharge : To Come for follow up as per Doctor's advice.  
 In Case Of any Ophthalmic (Eye) Emergency please contact : 09935300733-34  
 Patient Condition at the time of discharge - Stable

Follow Up Date : 21-Mar-2018

Surgeon Name : Dr. Mohit Khemchandani

Photo/Photo ID Proof will require for Medical Certificate - चिकित्सा प्रमाण पत्र हेतु फोटो अथवा फोटो पहचान पत्र आवश्यक होगा

27.3.2018

Day for

Dr. Sujeeta  
Refund

Jayanti Prasad

Day for  
Sujeeta

①

Dr. M. KHEMCHANDANI  
M.B.B.S., M.S.  
REGD. No. 42028

GOMTI NAGAR: NH-II, Vipul Khand - IV, Gomtinagar, Lucknow. Tel: 0522-4033000, 4076399

ALIGANJ: HIG- 30, Sector- E, Aliganj, Lucknow. Tel: 0522-4024306, 2330739, 4960251

E-Mail : pnk\_netra@hotmail.com • pnk.tpa@hotmail.com • Website :www.pnkeyecare.com

Self attested

**Discharge Summary**

MRD No.	87774	Adm. Date	06-Sep-2019
Patient Name	Neetu Pathak	SurgeryDate	06-Sep-2019
Age / Sex	38 / F	Dis. Date	06-Sep-2019 11:37
Urine R/M/ RBS	WNL	BP/ECG	130/80 WNL

**Operated Eye** : Left Eye  
**Diagnosis** : CATARACT ( HIGH REFRACTIVE ERROR )  
 (POST RETINAL DETACHMENT SURGERY ) - LE  
**Surgery / Proc. Done** : COMICS WITH MONOFOCAL IOL, UNDER  
 TOPICAL ANESTHESIA

**Treatment Advice**

(All Medicines should be started from today as explained)

- ✓ **Ciplox (500mg) Tablet**  
two times in a day for 3 Days *2 times*
- ✓ **Tab Diamox 250 Mg**  
half tablet 2 times in a day for 1 Day *2 times*
- ✓ **Tab Wilser-APS**  
as required for 1 Day *as req*
- ✓ **Pred Forte Eye Drop**  
6 times for 7 days (1st Week) then  
4 times for 7 days (IInd Week) then  
3 times for 7 days (IIIrd Week) then *3 & days*  
2 times for 7 days (IVth Week) then  
1 times for 7 days (Vth Week) then STOP -- in Left Eye
- ✓ **Moxicip Eye Drops**  
four times in a day for 15 Days in Left Eye
- ✓ **LUBRINAC E/D**  
four times in a day for 30 Days in Left Eye *10 ml*

INCISION - well apposed  
 CORNEA - clear  
 ANTERIOR - normal  
 IOL - *subp*  
 DIGIT - *10*  
 OTHER -

DATE 6/9/19  
 TIME 1:10 PM SIGNATURE Jamun  
Rps idp



*Jamun Sharma*

*JM*  
**Dr. M. KHEMCHANDANI**  
 M.B.B.S., M.S.  
 REGD. No. 42028

**Diet Instruction - Normal diet or diet advised by your treating physician.**  
**Advice on Discharge :** To Come for follow up as per Doctor's advice.  
**In Case Of any Ophthalmic (Eye) Emergency please contact : 09935300733-34**  
**Patient Condition at the time of discharge - Stable**

**Follow Up Date : 07-Sep-2019**

**Surgeon Name : Dr. Mohit Khemchandani**

**GOMTINAGAR NH-2, Vipul Khand-IV, Gomti Nagar, Lucknow-226010 Tel.: 0522-4033000, 4076399, 4242164**  
**ALIGANJ: HIG- 30, Sector- E, Aliganj, Lucknow. Tel: 0522-4024306, 4960251**  
**E-Mail : pnk\_netra@hotmail.com • pnk.tpa@hotmail.com • Website :www.pnkeyecare.com**

*self attested*



Prakash Netra Kendra  
NH - 2, Vipul Khand - IV, Gomti Nagar, Lucknow  
Phone- 0522-3593685, 4313966, 8318794965 (Whatsapp)  
Email : pnk\_netra@hotmail.com, Website: www.pnkeyecare.com  
Hospital Registration No. : 2376/2004



पेज नं० 22

Patient ID	87774	Visit Date	29/Oct/2019
Patient Name	Mrs. Neetu Pathak	Age/Sex	39 Yrs / F
Patient Address	C-18 BUTLER COLONY LUCKNOW	Contact No.	9411907397
Category	General	Old MR No.	

**Present Complaints**

FOLLOW UP.

**Systemic Disease History**

H/o Nil Since September, 2017.

Vision	Distance Vision		Near Vision		Method Name	IOP Time	Right Eye	Left Eye
	Right Eye	Left Eye	Right Eye	Left Eye				
With Glass	6/9	6/9			NCT	12:23	18	20

Next Review : As and when required

u + cilium. Glau

Day for

When as ed 2-3/d  
OR  
Opture ed 2-3/d


Self assessed

Doctor's Signature  
Dr. Mohit Khemchandani  
M.S.  
Reg. No. 42028

12:24:59 PM



**Prakash Netra Kendra**  
 NH - 2, Vipul Khand - IV, Gomti Nagar, Lucknow  
 Phone- 0522-3593685, 4313966, 8318794965 (Whatsapp)  
 Email : pnk\_netra@hotmail.com, Website: www.pnkeyecare.com  
 Hospital Registration No. : 2376/2004



Patient ID	87774	Visit Date	30/Jun/2020
Patient Name	Mrs. Neetu Pathak	Age/Sex	39 Yrs / F
Patient Address	C-18 BUTLER COLONY LUCKNOW	Contact No.	9411907397
Category	General	Old MR No.	

#### Present Complaints

Follow Up Pt Since 6 month in both eyes.

#### Systemic Disease History

H/o Nil Since September, 2017.

Vision	Distance Vision		Near Vision	
	Right Eye	Left Eye	Right Eye	Left Eye
With Glass	6/9	6/9		

Next Review : As and when required

fundus  
slit  
/

Doctor's Signature  
 Dr. Mohit Khemchandani

M.S.

Reg. No. 42028

Optive ed 2-3/d  
 Cap Novarel OP  
 attached x 3 small.

self attached

12:33:21 PM

पुस्तक 2024

CID/CN: PNK  
 Cadd: GOMTI NAGAR LUCKNOW  
 ID: 87774  
 Name: NITU PATHAK  
 Sex/DB: Female / 12/Nov/1980  
 Physician: PRAKASH NETRA KENDR

Date: 12/Sep/2017 12:32:20

**R (OD)** Axial: 32.16mm Phakic  
 ACD: 3.33mm SD: 0.02 Ref: 1.3496  
 Lens: 3.92mm SNR: 30 Immersion No. 1

K1[D/mm]: 44.06 / 7.66 @ 8°  $\Phi$ 2.5mm /Avg.  
 K2[D/mm]: 46.75 / 7.22 @ 98°  
 CYL: -2.69 KAI: 12.10@304 KRI: 4.00  
 Target Ref: -3.00 D KI: 1.3375  
 Option WTW: 12.15mm

SRK/T ALCON SN60WF		SRK/T ALCON SA60AT	
A-Const: 118.90		A-Const: 118.80	
IOL	REF(D)	IOL	REF(D)
-3.00	-1.85	-2.50	-2.10
-2.50	-2.10	-2.00	-2.35
-2.00	-2.36	-1.50	-2.61
-1.50	-2.61	-1.00	-2.87
-1.00	-2.87	-0.50	-3.13
-0.50	-3.13	0.00	-3.40
0.00	-3.40	0.50	-3.66
0.50	-3.66	1.00	-3.94
1.00	-3.93	1.50	-4.21
Power	0.75*	Power	0.75*

SRK/T RESTOR SN6ADI		SRK/T ALCON IMAX ACIOL	
A-Const: 119.00		A-Const: 115.30	
IOL	REF(D)	IOL	REF(D)
-3.00	-1.86	-2.50	-1.83
-2.50	-2.11	-2.00	-2.14
-2.00	-2.36	-1.50	-2.45
-1.50	-2.62	-1.00	-2.76
-1.00	-2.87	-0.50	-3.08
-0.50	-3.13	0.00	-3.40
0.00	-3.40	0.50	-3.72
0.50	-3.66	1.00	-4.05
1.00	-3.93	1.50	-4.38
Power	0.75*	Power	0.62*

**L (OS)** Axial: 30.50mm Phakic  
 ACD: 3.48mm SD: 0.01 Ref: 1.3496  
 Lens: 3.76mm SNR: 36 Immersion No. 1

K1[D/mm]: 44.82 / 7.53 @ 158°  $\Phi$ 2.5mm /Avg.  
 K2[D/mm]: 47.14 / 7.16 @ 68°  
 CYL: -2.32 KAI: 21.30@306 KRI: 8.00  
 Target Ref: -3.00 D KI: 1.3375  
 Option WTW: 12.13mm

SRK/T ALCON SN60WF		SRK/T ALCON SA60AT	
A-Const: 118.90		A-Const: 118.80	
IOL	REF(D)	IOL	REF(D)
0.50	-1.90	0.50	-1.90
1.00	-2.15	1.00	-2.15
1.50	-2.40	1.50	-2.41
2.00	-2.66	2.00	-2.66
2.50	-2.91	2.50	-2.92
3.00	-3.18	3.00	-3.18
3.50	-3.44	3.50	-3.45
4.00	-3.71	4.00	-3.72
4.50	-3.98	4.50	-3.99
Power	2.66*	Power	2.63*

SRK/T RESTOR SN6ADI		SRK/T ALCON IMAX ACIOL	
A-Const: 119.00		A-Const: 115.30	
IOL	REF(D)	IOL	REF(D)
0.50	-1.90	0.00	-1.65
1.00	-2.14	0.50	-1.95
1.50	-2.40	1.00	-2.26
2.00	-2.65	1.50	-2.57
2.50	-2.91	2.00	-2.88
3.00	-3.17	2.50	-3.20
3.50	-3.43	3.00	-3.52
4.00	-3.69	3.50	-3.85
4.50	-3.96	4.00	-4.18
Power	2.68*	Power	2.18*

*Self attested*

*P.T.O.*



ID: 87774  
 Name: NEETU PATHAK  
 Sex/DB: Female /  
 Physician: PRAKASH NETRA KENDRA

Date: 04/Sep/2019 10:51:13  
 Surgeon: Common

<b>R</b> (OD)	Axial: 32.67mm Phakic ACD: 3.14mm SD:0.02 Ref:1.3496 Lens: 4.02mm SNR:29 Immersion No.1			
K1[D/mm]: 43.95 / 7.68 @ 6° Ø2.5mm /No.1 K2[D/mm]: 46.81 / 7.21 @ 96° CYL: -2.86 Avg K: 45.36/ 7.44 KAI: 6.00@318 A KRI: 1.30 WTW: 12.11mm Pachy: 508µm				
Target Ref: -3.00 D KI: 1.3375				
Barrett UII		Barrett UII		
ALCON SN60WF		ALCON SA60AT		
LF: 1.83		LF: 1.77		
IOL	REF(D)	IOL	REF(D)	
-2.50	-1.29	-2.50	-1.29	
-2.00	-1.70	-2.00	-1.71	
-1.50	-2.13	-1.50	-2.13	
-1.00	-2.56	-1.00	-2.56	
<b>-0.50</b>	<b>-3.00</b>	<b>-0.50</b>	<b>-3.00</b>	
0.00	-3.36	0.00	-3.36	
0.50	-3.76	0.50	-3.76	
1.00	-4.11	1.00	-4.11	
1.50	-4.46	1.50	-4.46	
Power	0.49	Power	-0.49	
Barrett UII		Barrett UII		
RESTOR SN6ADI		ALCON IMAX ACIOL		
LF: 1.88		LF: -0.05		
IOL	REF(D)	IOL	REF(D)	
-2.50	-1.28	-2.50	-1.56	
-2.00	-1.70	-2.00	-1.92	
-1.50	-2.12	-1.50	-2.29	
-1.00	-2.55	-1.00	-2.67	
<b>-0.50</b>	<b>-3.00</b>	<b>-0.50</b>	<b>-3.06</b>	
0.00	-3.36	0.00	-3.36	
0.50	-3.76	0.50	-3.81	
1.00	-4.10	1.00	-4.21	
1.50	-4.45	1.50	-4.61	
Power	0.49	Power	-0.55	

<b>L</b> (OS)	Axial: 31.68mm Phakic ACD: 3.18mm SD:0.01 Ref:1.3496 Lens: 3.90mm SNR:27 Immersion No.1			
K1[D/mm]: 44.23 / 7.63 @ 2° Ø2.5mm /No.1 K2[D/mm]: 46.62 / 7.24 @ 92° CYL: -2.39 Avg K: 45.36/ 7.44 KAI: 14.00@280 A KRI: 2.20 WTW: 11.96mm Pachy: 517µm				
Target Ref: -3.00 D KI: 1.3375				
Barrett UII		Barrett UII		
ALCON SN60WF		ALCON SA60AT		
LF: 1.83		LF: 1.77		
IOL	REF(D)	IOL	REF(D)	
-0.50	-1.67	-0.50	-1.67	
0.00	-2.01	0.00	-2.01	
0.50	-2.40	0.50	-2.40	
1.00	-2.73	1.00	-2.73	
<b>1.50</b>	<b>-3.06</b>	<b>1.50</b>	<b>-3.07</b>	
2.00	-3.40	2.00	-3.41	
2.50	-3.74	2.50	-3.75	
3.00	-4.09	3.00	-4.10	
3.50	-4.44	3.50	-4.45	
Power	1.40	Power	1.39	
Barrett UII		Barrett UII		
RESTOR SN6ADI		ALCON IMAX ACIOL		
LF: 1.88		LF: -0.05		
IOL	REF(D)	IOL	REF(D)	
-0.50	-1.67	-1.00	-1.36	
0.00	-2.01	-0.50	-1.73	
0.50	-2.40	0.00	-2.01	
1.00	-2.73	0.50	-2.45	
<b>1.50</b>	<b>-3.06</b>	<b>1.00</b>	<b>-2.83</b>	
2.00	-3.40	1.50	-3.22	
2.50	-3.74	2.00	-3.61	
3.00	-4.08	2.50	-4.01	
3.50	-4.43	3.00	-4.41	
Power	1.40	Power	1.22	

*Self assisted*

P.T.O