

# ARIHANT CLINIC & EYE HOSPITAL

SUPERSPECIALTY EYE CARE CENTRE

A-12, KAMLANAGAR, AGRA-5, PH: 0562-2580119, 7599163505

*World's best to every eye*

Dr. Manoj Gautam  
Retina, LASIK & Phaco Surgeon  
M.S., F.V.R.  
Regn No.: UPMC51030  
Up/AG/AL/2403

Previous affiliations-

- ◆ Aravind Eye Hospital, Pondicherry.
- ◆ Retina Institute of Karnataka, Bangalore.
- ◆ Netramandir Eye Hospital, Mumbai.
- ◆ M M Joshi Eye Institute, Hubli.
- ◆ VEH & Research Centre, New Delhi.

Pt's Name :- Mrs. Priyanka Vidyarthi Age:- 38 Sex:-M/F, Date:- 18/9/2020

⊙E - Deep exudated cap.  
⊙E - Quit eye

NCT 13  
13

↳ - Refractive hypermetropia old  
+ - 6 HA

Vn 6/6p  
6/6p

Refractive hypermetropia

- avoid steroid in any form.

RETINA. UVEA. REFRACTIVE SURGERY. LASIK. ICL. CATARACT. GLAUCOMA. ORBIT

TIMINGS - 9A.M. TO 6 P.M., SUNDAY - CLOSED

NOT VALID FOR MEDICOLEGAL PURPOSE

Date 10/2/17

NAME: Mrs Priyanka  
AGE: 35 SEX: F  
CONTACT NO.: 8953366185  
ADD: Judge Colony  
Bali  
C/O C.J.M



**RK NETRALAYA**  
EYE HOSPITAL & RESEARCH CENTRE

Ref by \_\_\_\_\_

Dr. Jha  
MS (Ophth)  
MS, BHU

**Dr. Prashaant Chaudhry**  
MBBS, MD (AIIMS, Ophth), FICO

**Dr. Vidya Nair Chaudhry**  
MBBS, MD (AIIMS) DNB, FICO

**Dr. Atul Sahu**  
MBBS (KGMU, LKO), MS (DELHI)  
FVRS, FICO, VR SURGEON

**Dr. Vishal Mishra**  
MBBS, MS (Ophth) IMS, BHU

**Dr. Vivek Singh**  
MBBS, MS

**Dr. Ankit Soni**  
MBBS, MS (AMU), FICO, CCLP  
Fellow, Lahan, Nepal  
Phaco Fellow, AEH, Madurai

**Dr. Brijesh Kumar**  
MBBS, MD (Ophth) AIIMS

पूर्वाचल का आधुनिकतम  
नेत्र चिकित्सालय  
फ्रेको एवं लेसर की  
आधुनिकतम सुविधा  
उपलब्ध है

- Lens Implantation
- Multi Focal Toric,
- Toric MF, Glued IOL etc
- LASIK Surgery**
- Corneal Surgery
- Squint Surgery
- Vitreoretinal Surgery
- Oculoplastic Surgery
- Glaucoma Surgery
- Contact Lens

**Facilities also available**

- \*Orbscan
- \*Humphrey Visual Field Analyzer
- \*Optical Coherence Tomography
- \*Fundus Fluorescein Angiography
- \*Pediatric Ophthalmology
- Cardiff Visual Acuity Stereopsis
- Synaptophore, Prism Bar Test
- \*Posterior Segment Green Laser
- \*Nd Yag laser
- \*B Scan NIDEK US 4000

नम्र लगाने का समय-  
प्रातः 8 बजे से सांय 6 बजे तक

परामर्श का समय  
प्रातः 10 बजे से 5 बजे तक  
सोमवार से शुक्रवार

शनिवार 10 बजे से 2 बजे तक

NCTC

C/O RUK


DR GIL  
49

DRY ALUSMANE

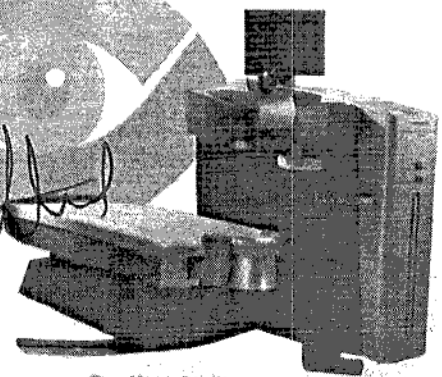
RB - 0.25 D UV  
E - 0.50 D UV

KLA-B27 = -ve

S/C/n  
M/C/n



D 63/10 B 1A, Dayal Enclave Mahmoorganj, Varanasi 221010  
**Contact: # 9235441140,46 / 9235413474,75**  
 mail: info@rknetralaya.com  
[www.rknetralaya.com](http://www.rknetralaya.com)  
**Not For medico legal purpose**  
 HELPLINE # 7505075050



OptiLASIK  
Laser Vision Correction

Date 22/10/11



# RK NETRALAYA

EYE HOSPITAL & RESEARCH CENTRE

Ref by \_\_\_\_\_

NAME: Mrs Priyanka  
AGE: 35 SEX: F  
CONTACT NO.: 8953366185  
ADD.: Judge Colony  
Palaha  
Cl. C.J.M

Cl. Followup

NET 14-18.0

पूर्वाचल का आधुनिकतम  
नेत्र चिकित्सालय

फ्रेको एवं लेसर की  
आधुनिकतम सुविधा  
उपलब्ध है

VA ( 6/6P  
6/12P

- Lens Implantation
- Multi Focal Toric,
- Toric MF, Glued IOL etc
- LASIK Surgery
- Corneal Surgery
- Squint Surgery
- Vitreoretinal Surgery
- Oculoplastic Surgery
- Glaucoma Surgery
- Contact Lens

ⓐ Pancreatitis

ⓑ PST surgery

done to

### Facilities also available

- Orbscan
- Humphrey Visual Field Analyzer
- Optical Coherence Tomography
- Fundus Fluorescein Angiography
- Pediatric Ophthalmology
- Cardiff Visual Acuity Stereopsis
- Synaptophore, Prism Bar Test
- Posterior Segment Green Laser
- Nd Yag laser
- B Scan NIDEK US 4000

जन्मदिन लगाने का समय-  
प्रातः 8 बजे से सांय 6 बजे तक


परामर्श का समय  
प्रातः 10 बजे से 5 बजे तक  
सोमवार से शुक्रवार

अन्तितार 10 बजे से 2 बजे तक

D 63/10 B 1A, Dayal Enclave Mahmoorganj, Varanasi 221010  
Contact: # 9235441140,46 / 9235413474,75  
mail: info@rknetralaya.com  
www.rknetralaya.com

Not For medico legal purpose

HELPLINE # 7505075050



OptiLASIK™

Laser Vision Correction

**R.K.NETRALAYA EYE HOSPITAL PVT. LTD.**  
**Eye Hospital And Resarch Centre**

D-63/10B-1A Dayal Enclave, Mahmoorganj, Varanasi - 221010  
 Helpline No. : 9235413474, 9235413475, 9235441140, 9235441146

**OPD BILL ORIGINAL**

DATE : 30.09.2016  
 CR No. : 20833  
 NAME : Dr.(Ms) PRIYANKA  
 ADDRESS : VARANASI U.P. 8953366185

No. : 15357  
 1:02:32 pm  
 Age : 35 yrs  
 Sex : FEMALE

U.P. VARANASI

S.No.	PARTICULARS	AMOUNT
1	HFA	800.00

The billed amount has been received in - Cash	Sub Total :	800.00
	Discount	300.00
		0.00
	Net Total :	500.00
	Amount Paid :	500.00
Cash Tender: 500      Change: 0	Balance :	.00

Your waiting No. is 45  
 Bill Created By : R1      Reporting Time: \_\_\_\_\_  
 Authorised Signatory



Ojha  
MS (Ophth)  
MS, BHU

**Dr. Prashaant Chaudhry**  
MBBS, MD (AIIMS, Ophth), FICO

**Dr. Vidya Nair Chaudhry**  
MBBS, MD (AIIMS) DNB, FICO

**Dr. Atul Sahu**  
MBBS (KGMC, LKO), MS (DELHI)  
FVRS, FICO, VR SURGEON

**Dr. Vishal Mishra**  
MBBS, MS (Ophth) IMS, BHU

**Dr. Vivek Singh**  
MBBS, MS (Ophth)

NCT < 16  
15

पूर्वांचल का आधुनिकतम  
नेत्र चिकित्सालय

फ्रेको एवं लेसर की  
आधुनिकतम सुविधा  
उपलब्ध है

- Lens Implantation
- Multi Focal Toric,
- Toric MF, Glued IOL etc
- LASIK Surgery
- Corneal Surgery
- Squint Surgery
- Vitreoretinal Surgery
- Oculoplastic Surgery
- Glaucoma Surgery
- Contact Lens

**Facilities also available**

- Orbscan
- Humphrey Visual Field Analyzer
- Optical Coherence Tomography
- Fundus Fluorescein Angiography
- Pediatric Ophthalmology
- Cardiff Visual Acuity Stereopsis
- Synaptophore, Prism Bar Test
- Posterior Segment Green Laser
- Nd Yag laser
- B Scan NIDEK US 4000

दर्ज़र लगाने का समय-  
प्रातः 8 बजे से सांय 6 बजे तक

परामर्श का समय  
प्रातः 10 बजे से 5 बजे तक  
सोमवार से शुक्रवार

शनिवार 10 बजे से 2 बजे तक

NAME: Dr. Priyanka Vidyadholi  
AGE: 35 SEX: F  
CONTACT NO.: 8953366185  
ADD.: Judge Colony Bahra  
C.T.M Bahra.

Date 20/9/16



**RK NETRALAYA**  
EYE HOSPITAL & RESEARCH CENTRE

Ref by \_\_\_\_\_

40 - Blurring in LE x since  
1 month.

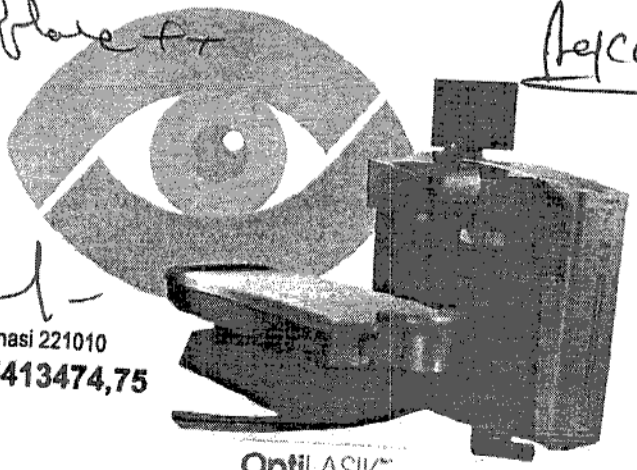
H/O - decreasing T/F of vitritis.  
N1

DV < 4/6P  
6/12P

def < -0.25 6/6 M-6  
-0.75 6/6 M-6

S/L < n  
cell++ , flare++

HVF 24-25



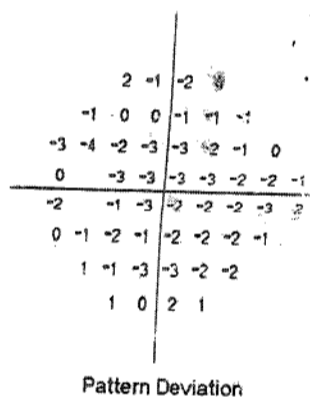
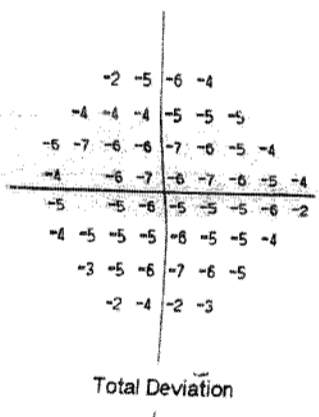
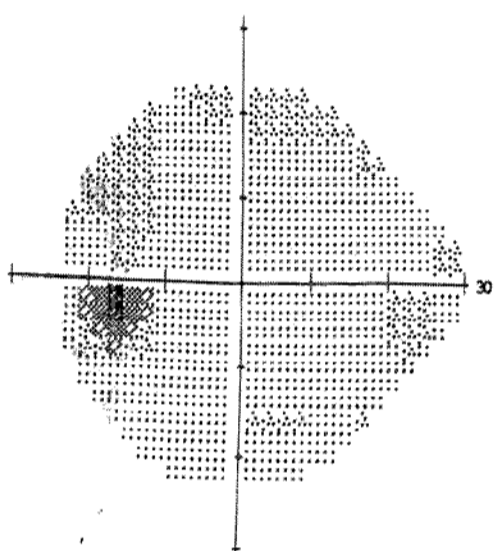
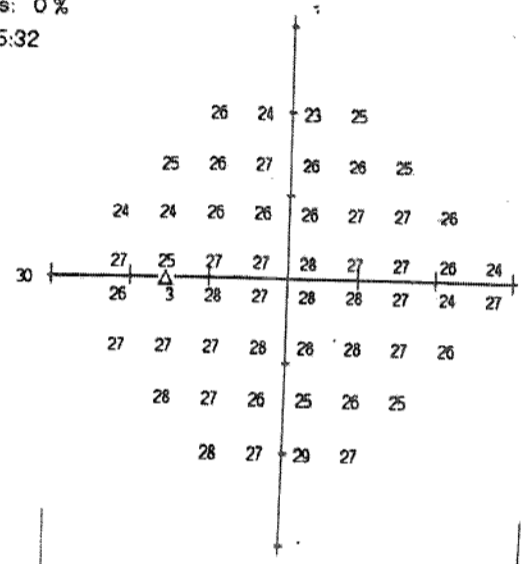
OptILASIK™  
Laser Vision Correction

D 63/10 B 1A, Dayal Enclave Mahmoorganj, Varanasi 221010  
Contact: # 9235441140,46 / 9235413474,75  
mail: info@rknetralaya.com  
www.rknetralaya.com  
Not For medico legal purpose  
HELPLINE # 7505075050

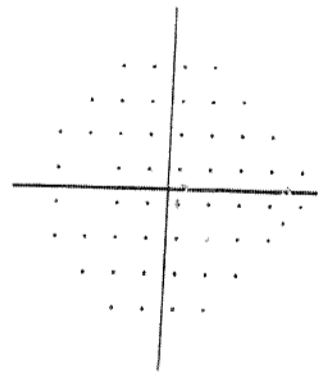
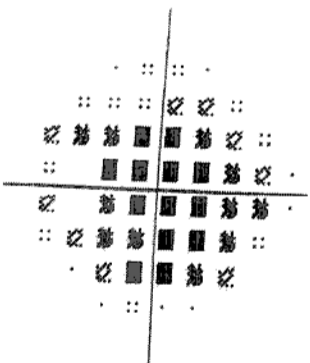
Name: PRIYANKA BALLIA  
 ID: 1979.1226.FC40.EC50.AB5F.8BDE  
 Central 24-2 Threshold Test

Eye: Left  
 DOB: 12-26-1979

Fixation Monitor: Blind Spot      Stimulus: III, White      Pupil Diameter: 7.0 mm      Date: 09-30-2016  
 Fixation Target: Central      Background: 31.5 ASB      Visual Acuity: 20/20      Time: 1:13 PM  
 Fixation Losses: 0/15      Strategy: SITA-Standard      RX: +0.00 DS      DC X      Age: 36  
 False POS Errors: 2 %  
 False NEG Errors: 0 %  
 Test Duration: 05:32  
 Fovea: OFF



GHT  
 General Reduction of Sensitivity  
 VFI 100%  
 MD -5.11 dB P < 0.5%  
 PSD 1.31 dB



R K Netralaya Eye Hospt.  
 Mahmoorganj Varanasi  
 Ph: 9235441140/46

Date 04/12/17

# R.K. NETRALAYA EYE HOSPITAL PVT. LTD.

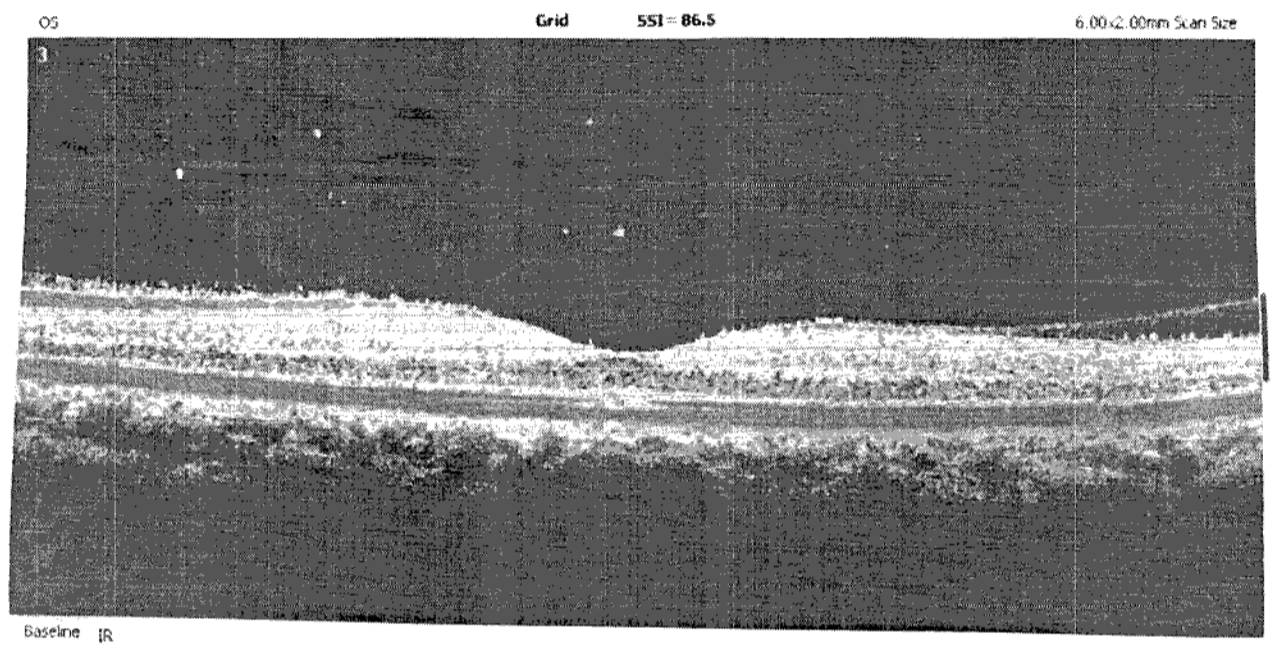
D-63/10 B-1 A Dayal, Enclave, Mahmoorganj, Varanasi. Customer Care -9235441140-46, 9235413474-75

OS

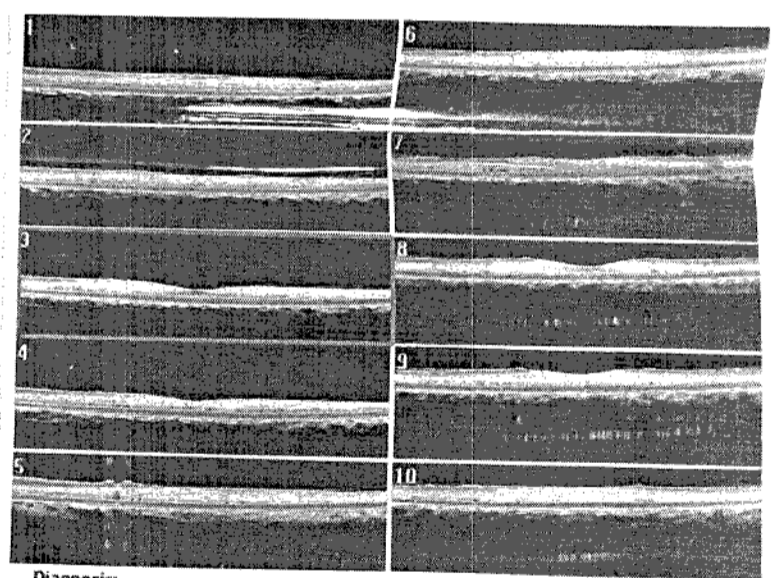
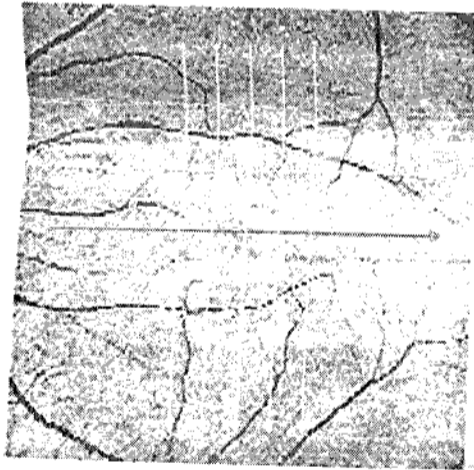
Patient: VIDYARTHI, PRIYANKA BALLIA  
Physician: DR., ATUL SAHU  
Operator:  
Disease:

Gender: F  
ID:

Exam Date: 27/07/2017  
DOB (age): 26/12/1978 (38)  
Ethnicity: Indian  
Algorithm Version: A6. 3. 0. 62



Baseline IR



Diagnosis:

Report Date: Thursday July 27 13:24:21 2017

Report Date: Thursday July 27 13:24:38 2017

Software Version #6, 3, 0, 62

Comments:

Signature:

Defining the OCT Revolution





# R.K. NETRALAYA EYE HOSPITAL PVT. LTD.

D-63/10 B-1 A Dayal, Enclave, Mahmoorganj, Varanasi. Customer Care -9235441140-46, 9235413474-75

OS

Patient: VIDYARTHI, PRIYANKA BALLIA  
 Physician: DR., ATUL SAHU  
 Operator:  
 Disease:

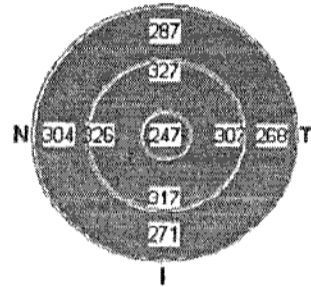
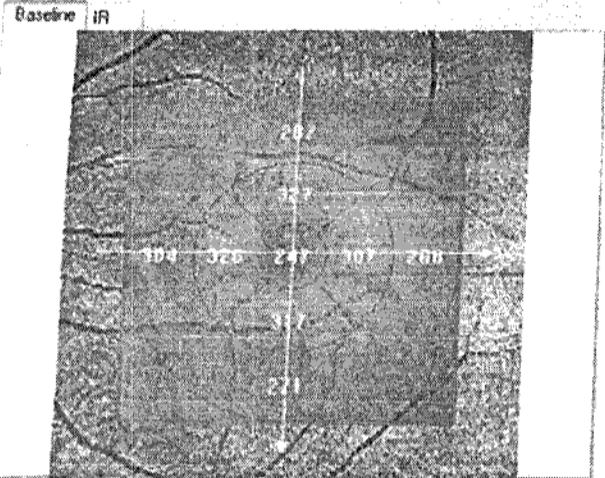
Gender: F  
 ID:

Exam Date: 27/07/2017  
 DOB (age): 26/12/1978 (38)  
 Ethnicity: Indian  
 Algorithm Version: A6, 3, 0, 62

OS

E MMS SSI= 87.9

S

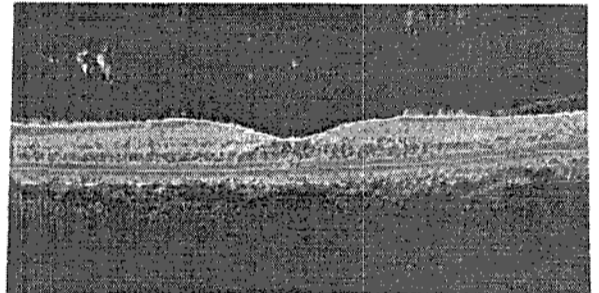


Optional Display

**Map Diameters**

Fovea:	1.00 mm
Parafovea:	3.00 mm
Perfovea:	5.00 mm

p > 95%
p < 1%



Threshold

0

Volume

7.14 mm<sup>3</sup>

Save


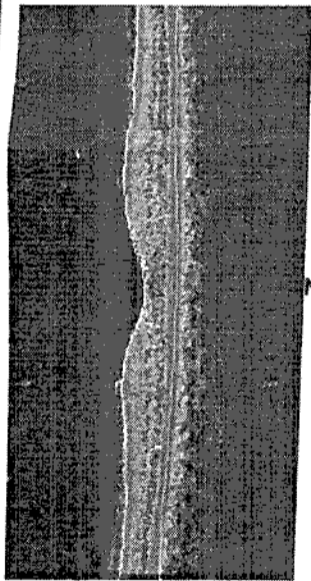
5mm x 5mm

Section	Thick(μm)	Vol(mm <sup>3</sup> )
Fovea	0.194	0.194
ParaFovea	2.004	2.004
S. Hemisphere	1.013	
I. Hemisphere	0.991	
Tempo	0.462	
Superior	0.513	
Nasal	0.511	
Inferior	0.497	
PeriFovea	3.550	3.550
S. Hemisphere	1.807	
I. Hemisphere	1.743	
Tempo	0.841	
Superior	0.903	
Nasal	0.954	
Inferior	0.852	

Vol within: 0.194(1mm) 2.196(3mm) 5.748(6mm)

Show Lines

Thickness: 202 μm  
 (0.00, 0.00) mm



Thickness	Elevation	Significance
<input checked="" type="radio"/> Full Retinal	<input type="radio"/> ILM	<input type="radio"/> Full Retinal
<input type="radio"/> Inner Retinal	<input type="radio"/> RPE	<input type="radio"/> RPE
<input type="radio"/> Outer Retinal		

Diagnosis:  Show Boundary Curves

Report Date: Thursday July 27 13:24:44 2017

Report Date: Thursday July 27 13:25:25 2017

Software Version #6, 3, 0, 62

Comments:

Signature:

Defining the OCT Revolution





**Dr RK Ojha**  
MBBS, MS (Ophth) •  
IMS, BHU

**Dr. Prashaant Chaudhry**  
MBBS, MD (AIIMS, Ophth), FICO

**Dr. Vidya Nair Chaudhry**  
MBBS, MD (AIIMS) DNB, FICO

**Dr. Atul Sahu**  
MBBS (KGMU, LKO), MS (DELHI)  
FVRS, FICO, VR SURGEON

**Dr. Vishal Mishra**  
MBBS, MS (Ophth) IMS, BHU

**Dr. Vivek Singh**  
MBBS, MS

**Dr. Ankit Soni**  
MBBS, MS (AMU), FICO, CCLP  
Fellow, Lahan, Nepal  
Phaco Fellow, AEH, Madurai

**Dr. Brijesh Kumar**  
MBBS, MD (Ophth) AIIMS

पूर्वांचल का आधुनिकतम  
नेत्र चिकित्सालय  
फ्रेको एवं लेसर की  
आधुनिकतम सुविधा  
उपलब्ध है

- Lens Implantation**
- Multi Focal Toric,
  - Toric MF, Glued IOL etc
  - LASIK Surgery**
  - Corneal Surgery**
  - Squint Surgery**
  - Vitreoretinal Surgery**
  - Oculoplastic Surgery**
  - Glaucoma Surgery**
  - Contact Lens**

**Facilities also available**

- Orbscan
- Humphrey Visual Field Analyzer
- Optical Coherence Tomography
- Fundus Fluorescein Angiography
- Pediatric Ophthalmology
- Cardiff Visual Acuity Stereopsis
- Synaptophore, Prism Bar Test
- Posterior Segment Green Laser
- Nd Yag laser
- B Scan NIDEK US 4000

उपचार उपकरणों का समय -  
 प्रातः 8 बजे से सायं 6 बजे तक  
 परामर्श का समय  
 प्रातः 10 बजे से 5 बजे तक  
 सोमवार से शुक्रवार  
 शनिवार 10 बजे से 2 बजे तक

NAME: श्रीमती प्रीतिका विद्यामहल  
 AGE: 26 SEX: F  
 CONTACT NO.: \_\_\_\_\_  
 ADD: CJM Pochha

Date 10.7.17



FOLLOW-UP

**RK NETRALAYA**

EYE HOSPITAL & RESEARCH CENTRE

Ref by \_\_\_\_\_

NCT 4/12/10  
T.O.O

ARF 0-2-2000/10

0-50/20/10

UoFVZ

= (C) Dr. Brijesh Kumar  
Soni

DM 6/16  
6/16 NMB  
NMB


ONLY ANISOMETRIAS

RE - - 0-2000/16

CE - - 0-50/20/16


5/5 n  
occ cells

5/5 n  
occ cells



D 63/10 B 1A, Dayal Enclave Mahmoorganj, Varanasi 221010  
**Contact: # 9235441140,46 / 9235413474,75**  
 mail: info@rknetralaya.com  
 www.rknetralaya.com  
**Not For medico legal purpose**  
 HELPLINE # 7505075050

Opti...  
Laser Vision Correction

Date 13/5/11  




**RK NETRALAYA**  
 EYE HOSPITAL & RESEARCH CENTRE

Ref by \_\_\_\_\_

**Dr RK Ojha**  
 MBBS, MS (Ophth)  
 IMS, BHU

**Dr. Prashaant Chaudhry**  
 MBBS, MD (AIIMS, Ophth), FICO

**Dr. Vidya Nair Chaudhry**  
 MBBS, MD (AIIMS) DNB, FICO

**Dr. Atul Sahu**  
 MBBS (KGMC, LKO), MS (DELHI)  
 FVRS, FICO, VR SURGEON

**Dr. Vishal Mishra**  
 MBBS, MS (Ophth) IMS, BHU

**Dr. Vivek Singh**  
 MBBS, MS

**Dr. Ankit Soni**  
 MBBS, MS (AMU), FICO, CCLP  
 Fellow, Lahan, Nepal  
 Phaco Fellow, AEH, Madurai

**Dr. Brijesh Kumar**  
 MBBS, MD (Ophth) AIIMS

पूर्वांचल का आधुनिकतम  
 नेत्र चिकित्सालय  
 फ्रेको एवं लेसर की  
 आधुनिकतम सुविधा  
 उपलब्ध है

- Lens Implantation**  
 Multi Focal Toric,  
 Toric MF, Glued IOL etc  
**LASIK Surgery**  
 Corneal Surgery  
 Squint Surgery  
 Vitreoretinal Surgery  
 Oculoplastic Surgery  
 Glaucoma Surgery  
 Contact Lens

**Facilities also available**

- Orbscan
- Humphrey Visual Field Analyzer
- Optical Coherence Tomography
- Fundus Fluorescein Angiography
- Pediatric Ophthalmology
- Cardiff Visual Acuity Stereopsis
- Synaptophore, Prism Bar Test
- Posterior Segment Green Laser
- Nd Yag laser
- B Scan NIDEK US 4000

नम्बर लगाने का समय-  
 प्रातः 8 बजे से सांय 6 बजे तक

परामर्श का समय  
 प्रातः 10 बजे से 5 बजे तक  
 सोमवार से शुक्रवार

शनिवार 10 बजे से 2 बजे तक

NAME: Sya Prinyka Kalyan <sup>Vidyarthi</sup>  
 AGE: 36 SEX: F  
 CONTACT NO.: \_\_\_\_\_  
 ADD: CJM Beho.

NCT 14-0  
14.0  
~~ARC~~ to 25/02x60  
to 25/02x60

VA / 6/6  
 6/6

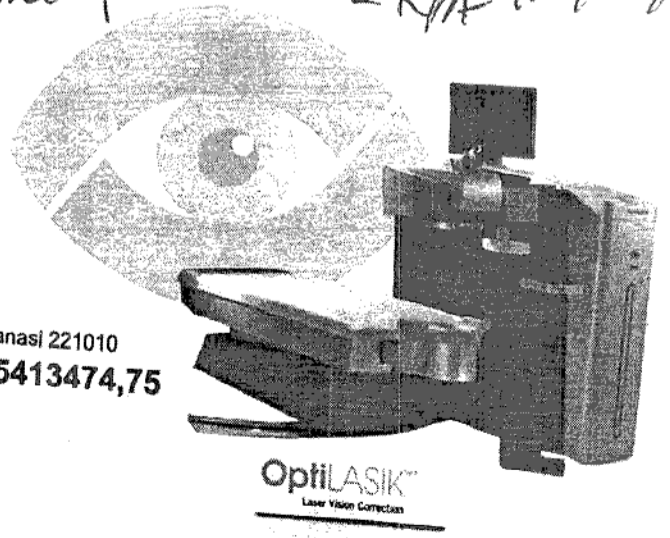
Left PL 6/6  
 PL 6/6

Ant seg - uncl (B)  
 fundus - uncl

do- routine checkup

AM  
 - Refresh tear eld  
 plus by m  
 e e e o  
 - R/A uncl/2m/2m

D 63/10 B 1A, Dayal Enclave Mahmoorganj, Varanasi 221010  
 Contact: # 9235441140,46 / 9235413474,75  
 mail: info@rknetralaya.com  
 www.rknetralaya.com  
 Not For medico legal purpose  
 HELPLINE # 7505075050



OptiLASIK™  
 Laser Vision Correction

# आई हॉस्पिटल एण्ड फोको सेन्टर

**डॉ. हरेन्द्र शर्मा**  
M.B.B.S., M.S.(EYE)  
नेत्र रोग विशेषज्ञ

**डॉ. नम्रता शर्मा**  
M.B.B.S., M.D.

**डॉ. पल्लवी शर्मा**  
M.B.B.S.

बिना टांके मोतियाबिन्दु में लेंस प्रत्यारोपण  
[PHACOEMULSIFICATION]

- A SCAN BIOMETRY
- CONTACT LENS
- GLAUCOMA CLINIC

Contact :  
9828666645  
9983180501

- OCT  
पर्दे की जांच [RETINA]
- NCT  
काले पानी की जांच [GLAUCOMA]

21 JULIE

**डॉ. पी.सी. जैन**  
M.B.B.S., M.S.(EYE)  
नेत्र रोग विशेषज्ञ

दिनांक 10/2017

DUR R CIP  
L 6/9

NOICP5

NO 574

NCT R 13  
L 13

16

Eye dot

or

NEVANAC 5/1

0

04

02

REFRESH TEARS

0

04

or

OPTIVE 5/1

0 0 0

04

231, श्यामा प्रसाद मुखर्जी नगर, भरतपुर (राज.) ☎ 238135

**मंगलवार अवकाश**

**परामर्श समय :**

प्रातः 9 बजे से दोपहर 1 बजे तक  
सायं 4.30 बजे से 6.30 बजे तक

40496

Date 04/12/17

NAME: Priyanka Vidhyaran

AGE: 38 SEX: F

CONTACT NO.: 9456091973

ADD.: C.G.M. Ballia



RK NETRALAYA

EYE HOSPITAL & RESEARCH CENTRE

Ref by

C/O Nayar Sin

Dr. Shaant Chaudhry

MD (AIIMS, Ophth), FICO

Dr. Vidya Nair Chaudhry

MBBS, MD (AIIMS) DNB, FICO

Dr. Atul Sahu

MBBS (KGMU, LKO), MS (DELHI)

FVRS, FICO, VR SURGEON

Dr. Vishal Mishra

MBBS, MS (Ophth) IMS, BHU

Dr. Vivek Singh

MBBS, MS

Dr. Ankit Soni

MBBS, MS (AMU), FICO, CCLP

Fellow, Lahan, Nepal

Phaco Fellow, AEH, Madurai

Dr. Brijesh Kumar

MBBS, MD (Ophth) AIIMS

पूर्वांचल का आधुनिकतम

नेत्र चिकित्सालय

फ्रेको एवं लेसर की

आधुनिकतम सुविधा

उपलब्ध है

Lens Implantation

Multi Focal Toric,  
Toric MF, Glued IOL etc

LASIK Surgery

Corneal Surgery

Squint Surgery

Vitreoretinal Surgery

Oculoplastic Surgery

Glaucoma Surgery

Contact Lens

Facilities also available

- Orbscan
- Humphrey Visual Field Analyzer
- Optical Coherence Tomography
- Fundus Fluorescein Angiography
- Pediatric Ophthalmology
- Cardiff Visual Acuity Stereopsis
- Synaptophore, Prism Bar Test
- Posterior Segment Green Laser
- Nd Yag laser
- B Scan NIDEK US 4000

नम्बर लगाने का समय-  
प्रातः 8 बजे से सांय 6 बजे तक

परामर्श का समय  
प्रातः 10 बजे से 5 बजे तक  
सोमवार से शुक्रवार

शनिवार 10 बजे से 2 बजे तक

D 63/10 B 1A, Dayal Enclave Mahmoorganj, Varanasi 221010  
Contact: # 9235441140,46 / 9235413474,75  
mail: info@rknetralaya.com  
www.rknetralaya.com  
Not For medico legal purpose  
HELPLINE # 7505075050

Net 14-0  
16-0  
AR - 0.25 / 0.25 X 113  
- 0.25 / 0.25 X 55

Routine checkup

C/O-

Dr ( 6/6  
6/6 (P)

HY ( Mc  
Mc

Ref - 0.25 Rst - 6/6

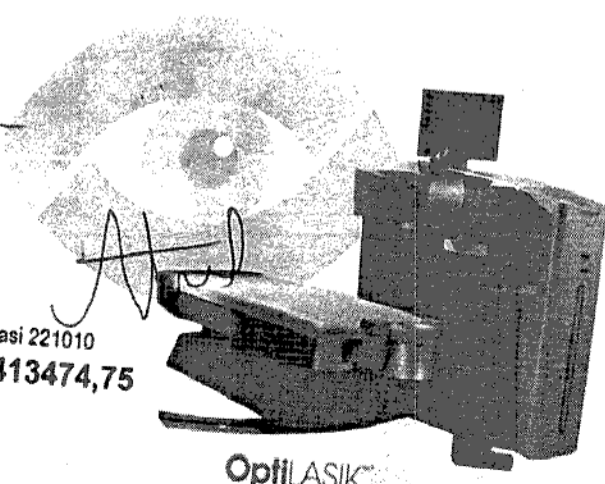
- 0.50 Rst - 6/6

Add + 1.25 (B6) Mc

S/LC/n

R/LC/n

R-505



OptiLASIK  
Laser Vision Correction

# आई हॉस्पिटल एण्ड फेको सेन्टर

डॉ. नम्रता शर्मा  
M.B.B.S., M.D.

डॉ. पल्लवी शर्मा  
M.B.B.S.; M.S. (Eye-Std.)

- PHACOEMULSIFICATION  
बिना टांके मोतियाबिन्द में लेंस प्रत्यारोपण
- OCT  
पट्टे की जाँच [RETINA]
- NCT  
काले पानी की जाँच [GLAUCOMA]
- A SCAN BIOMETRY
- CONTACT LENS

Contact:  
9828666645  
9983180501

30/6/2018

VA R 6/6 E 8.55  
L 6/6

NCT R 12  
L 13

Mr. Prayanti डॉ. हरेन्द्र शर्मा  
M.B.B.S., M.S. (EYE)  
नेत्र रोग विशेषज्ञ

NCT R 15  
L 15  
BU 6/6P

Ker. Uvecl

दिनांक .....



NEVANAC E1  
+  
REFRESH Tears  
E1

ATROPINE 1%  
Eyc [Signature]

231, श्यामा प्रसाद मुखर्जी नगर  
भरतपुर (राज.)

**मंगलवार अवकाश**

परामर्श समय :  
गर्मी : प्रातः 9 बजे से 3 बजे तक  
सर्दी : प्रातः 10 से 4 बजे तक  
शनिवार - प्रातः 9 से 12 बजे तक

# आई हॉस्पिटल एण्ड फोको सेन्टर

डॉ. नम्रता शर्मा  
M.B.B.S., M.D.

डॉ. पल्लवी शर्मा  
M.B.B.S.; M.S. (Eye-Std.)

● PHACOEMULSIFICATION  
बिना टांके मोतियाबिन्द में लेंस प्रत्यारोपण

● OCT  
पर्दे की जाँच [RETINA]

● NCT  
काले पानी की जाँच [GLAUCOMA]

● ASCAN BIOMETRY

● CONTACT LENS

Contact:

9828666645

9983180501

30/6/2018

Vu < 6/6  
6/6 eglas

NCT < 12  
13

Mrs. Priyanka

डॉ. हरेन्द्र शर्मा  
M.B.B.S., M.S. (EYE)  
नेत्र रोग विशेषज्ञ

दिनांक 30/6/18

K/O Uveitis

NeVANAE 4d. ○ ○ ○ ⊕

+

FMC - NEO 4d

⊕ E (X 7 days) [ REFRESH TEARS 4d ] ○ ○ ○ ○ ○ ○ ○ ○ ○ ○

⊕ + ⊕

4d TM PLUS

⊕ HS

(4d) Atropine

MO

231, श्यामा प्रसाद मुखर्जी नगर  
भरतपुर (राज.)

मंगलवार अवकाश

परामर्श समय :

गर्मी : प्रातः 9 बजे से 3 बजे तक  
सर्दी : प्रातः 10 से 4 बजे तक  
शनिवार - प्रातः 9 से 12 बजे तक

Dr. (O.M.) L...

Dr. (O.M.) L...



रखें नज़र.....



अपनी नज़र पर.....



# राज आई हॉस्पिटल

छात्रसंघ चौराहा, कैन्ट रोड, गोरखपुर प्रा. लि.

E-mail: rajyehospital@gmail.com • www.rajeye.org

☎ : 9956888777, 9415315845



ISO 9001 : 2008 प्रमाणित हॉस्पिटल

Mrs. PRIYANKA VIDHARTHI

35 yrs

Gender : FEMALE Cr No. 397784

1 / 02.05.16

Systemic Problem :  
Allergy : NONE KNOWN

Visual Acuity : Unaided-RE 6/5 LE 6/6 P NGT-RE 17 LE 14 CD-RE LE

Diagnosis :  
RE :  
LE : - IRITIS resolving

Medicine prescribed / दवाएं :

Medicine Name / Instructions / Eye / Duration	प्रयोग की प्रक्रिया / आँख / समय
1 : FLUMAT ( FLURBIPROFEN SODIUM ) One drop every hour - LEFT EYE-2-DAY/S	एक एक बूंद हर घंटे डालें / बाँयी आँख / 2 / दिन
One drop 4 times a day - LEFT EYE-15-DAY/S	एक एक बूंद दिन में 4 बार डालें / बाँयी आँख / 15
2 : PREDNISOLONE ACETATE ( PREDNISULONE ) One drop every hour - LEFT EYE-2-DAY/S	एक एक बूंद हर घंटे डालें / बाँयी आँख / 2 / दिन
One drop 4 times a day - LEFT EYE-2-WEEK/	एक एक बूंद दिन में 4 बार डालें / बाँयी आँख / 2 /

Advice / परामर्श :

1 : USE SUN GLASSES OR DARK GOGGLES

Clinical Remarks :

Revisit after : 5 Days ( 07.05.16 )

5 दिन बाद पुनःदिखाए या बीच में यदि आँख में कोई तकलीफ हो।

SHAYISTA PARVEEN  
(Optometrist)

Dr. Anil Kumar Srivastava MBBS, MS,

अगली बार दिखाने के लिए या आँखों में परेशानी होने पर

☎ WhatsApp SMS या Call करें ☎ 9956888777

● बाल नेत्र रोग  
स्कूल जाने के पहले बच्चे की  
आँखों की जाँच अवश्य कराये  
प्रति वर्ष।  
☎ 9451187888

● लो विजन एड  
नार्मल चश्मे से अगर ना  
दिखाई दे तो लो विजन एड  
का इस्तेमाल करें।

● नेत्र-दान महा-दान  
● आई बैंक की सुविधा  
☎ 9454191919

● चश्मे से आजादी लेसिक लेजर  
द्वारा व रोबोटिक फेम्टो लेसिक  
खूबसूरत, कॉन्कीडेन्ट, नौकरी  
पाने व शादी के लिए चश्मा  
हटाये।  
☎ 9415315846

● डायबेटिक रेटिनोपैथी व रेटिना व  
अन्य बिमारियों का इलाज  
सुगर व ब्लड प्रेशर के मरीज  
नियमित पर्से की जाँच कराये।  
☎ 9454505784

● समलबाई का इलाज  
समलबाई से परिवार को नजरो  
से ओझल न होने दें। समलबाई  
की जाँच कराये।

● कॉन्टैक्ट लेन्स फिटिंग  
● आँखों का प्लास्टिक सर्जरी  
नासूर, तिरछी आँख, छोटी आँख  
को सही कराये।

● मोतियाबिन्द के लिए  
रोबोटिक लेजर द्वारा फेम्टो  
कैटेरेक्ट सर्जरी व इमेज गाइडेड  
टोरिक लेन्स इम्प्लान्टेशन  
☎ 9454505794

### Consultants

डॉ० अजित कुमार श्रीवास्तव  
M.B.B.S., M.S.  
विशेषज्ञ: रिफ्रेक्टिव सर्जरी  
रजि नं० 30710 (यूपी.)

डॉ० रवि डेकाटे  
M.B.B.S., M.S.  
Fellow Shankar Netraya, Chennai  
रेटिना विशेषज्ञ  
रजि नं० 2005032053

डॉ० अमित मिश्रा  
M.B.B.S., M.S.  
बाल नेत्र रोग विशेषज्ञ  
Fellow A.E.H. Madurai  
रजि नं० 53388

डॉ० अरविन्द वर्मा  
M.B.B.S., M.S.  
Cataract & General Ophthalmologist  
रजि नं० 53682

डॉ० सिन्धी चावला सरिन  
M.B.B.S., M.S.  
Cataract & General Ophthalmologist  
रजि नं० 48662

डॉ० विकास गुप्ता

NABH approved for ECHS



JAS-ANZ







**SRI RAM JANAKI NETRALAYA**  
 MJK RETINA & GLAUCOMA FOUNDATION  
 (ISO 9001-2008 APPROVED NETRALAYA)

A. D. Chowk : Jublee Road, Gorakhpur 273001  
 Betiahata : 33, Kasia Road, Patthar Kothi, Betiahata Gorakhpur

**Dr. Durgesh Kumar Srivastava**

M.S. (Ophthalmology), F.V.R.S., F.G.O.  
 F.I.C.O. Cambridge (U.K.)  
 Fellow Aravind Eye Institute, Madurai  
 (Vitreous Retinal Surgeon)

Specialist : Retinal Surgery, Diabetic Retinopathy  
 Laser Treatment, Intraocular Lens  
 Implantation (IOL) Phacoemulsification  
 Formerly : Sr. Resident Doctor  
 B.R.D. Medical College, Gorakhpur  
 (Asst Professor)  
 M.G. Institute of Medical Sciences  
 Wardha, Maharashtra

**Dr. (Smt.) Pankhuri J. Srivastava**

D.N.B. (Ophthalmology)  
 F.I.C.O. Cambridge (U.K.)  
 F.I.C.O. London (U.K.)

Fellow Glaucoma & Medical Retina  
 Aravind Eye Institute Madurai  
 Consultant Ophthalmologist & Glaucoma Surgeon  
 Specialist : Glaucoma Surgery, Retinal Laser Surgery  
 Phacoemulsification Cataract Surgeries &  
 Intraocular Lens Implantation (IOL)  
 Formerly : Resident Ophthalmologist Aravind Eye Institute Madurai

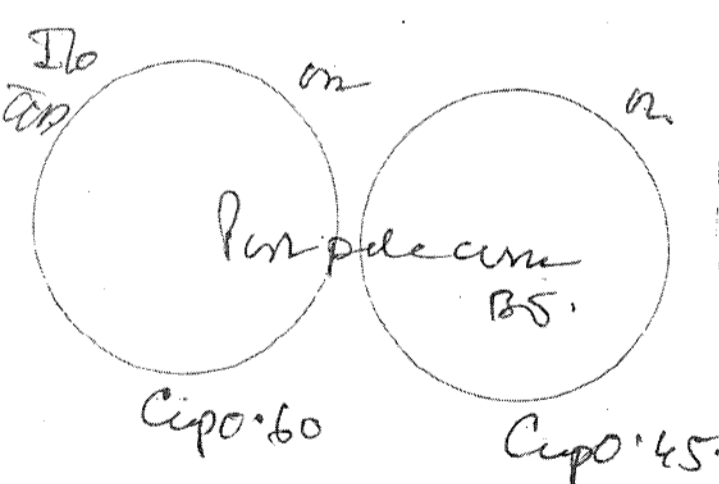
☎ : 0551 : 2202318 (H)

Reg. : Vitreo Retinal Surgeon  
 Patient Name : **RIYANKA VIDHYARTHI** 13 Date : 12/09/2016  
 Address : **JUDGE COLONY BETIAHATA** Age & Sex : 35 Y/F  
 Referred By : 895336685  
 Morning 10.30 A.M. To 3.00 P.M.  
 Evening 4.30 P.M. To 6.00 P.M.  
 Saturday Closed

Va< 6/6  
 Ph< Pg< Tg< IOP< 18 mmHg  
 O/E : - Aut Deg quad / ACD  
 AVF cells 15  
 (Thanks for reference)

Investigation : Field was 180°

AVR	R	-0.50DSI - 0.25DCI75	L	-1.00DSI - 0.75DCI8				
Refr.	S	c	a	Vn	S	c	a	Vn
D	0.50			6/6	0.75			6/6
N				MT6				MT6



Neuronal Dis 180, < 180 x  
 Biflacc. Su. TDSH (W) 180 x 3mm

**Super Speciality Services :**

- Retina Services :** • Retinal Detachment Surgery • Sutureless Vitrectomy Surgeries • Digital Fundus Fluorescien Angiography on Topco 50DX System • Laser Treatment of Retina • Diabetic Retinopathy (Medical & Surgical) Management • Retinal Cryopexy • A & B S • Low Visual Aids with Electronic Devices • TTT (Transpupillary Thermoherapy) for Retinal Tumours etc. on IRIDEX LASER SY • OCT (Optical coherence tomography) on Zeiss Cirrus - HDV4 system, Eye Ultrasound (B-Scan OTI-Scan USA).
- Glaucoma Services :** • Glaucoma valve & shunt Implantation • Paediatric & other Glaucoma Surgeries • Applantation tonometry, pach Gonioscopy. Early glaucoma detection ce Blue on yellow (SWAP) & Flicker perimetry with Haagstreit AG Octopus 311 perimeter, Laser trabecu Diode Laser Cyclo photo cogulation, • Yag Laser Iridotomy • OCT of Interior Sgment on (Zeius Cirrus HD). Ultrasonic Biomicroscopy (UBM) on (OTI Sc
- IOL Services :** • Sutureless Foldable IOL surgeries on Bousch & Lomb - STELLARIS-PC Combined microsurgical system with micro platform (MICS). Multifocal, Trifocal, Toric, Rollable & Accomodative IOLs. • Secondary Scleral Fixation IOL Implantation. • Yag Laser Caps with Zeiss Visulac - III System. • Squint & Lid surgeries.


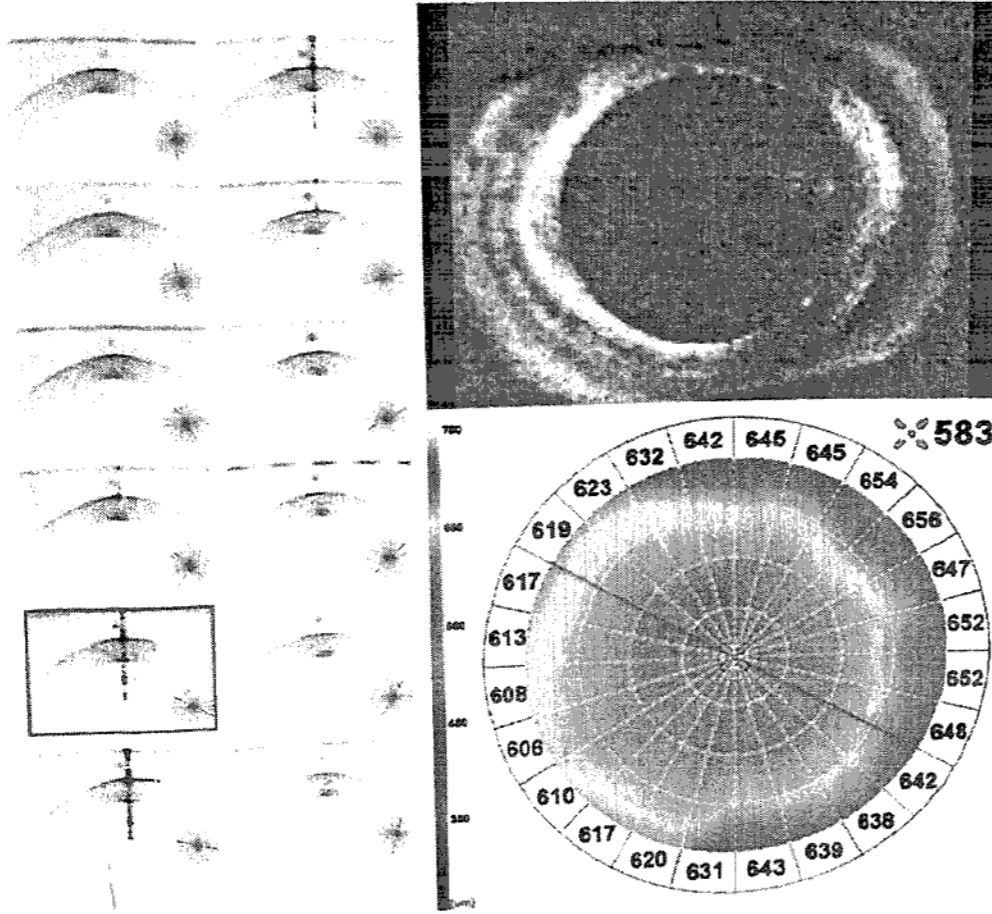
ARIHANT CLINIC  
**ARIHANT CLINIC**  
**Dr. Manoj Gautam**

Name	vidhyarthi priyan	ID	8953366185
BD	12/26/1980 (38year10month)	Date	11/11/2019
		Sex	Female

**OCT Setting: CORNEA RADIAL 12( 8.0mm[1024] )**

Eye:R **RS-3000**

R S/N Version ( F/S ) Date 981  
 R 450191 10200/1.02.00 11/11/2019 13:59:31 5/10




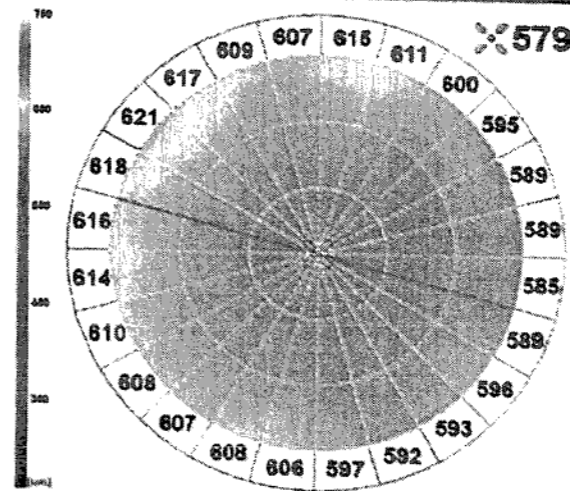
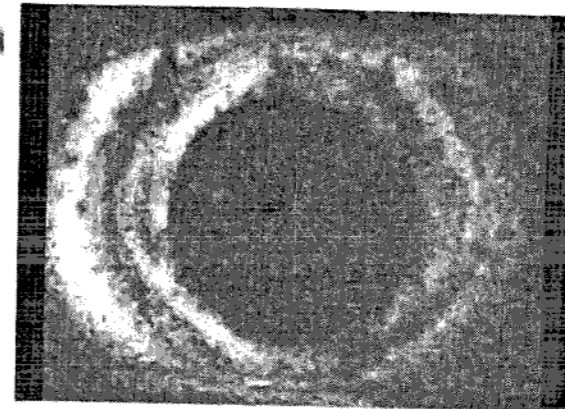

# ARIHANT CLINIC Dr. Manoj Gautam

Name	vidhyarathi priyan	ID	8953366185	
BD	12/26/1980 (38year10month)	Date	11/11/2019	Sex Female

**OCT Setting: CORNEA RADIAL 12( 6.0mm[1024] )**

**Eye: L** *RS 3000*

L S/N Version ( F/S ) Date SSI  
 L 450191 10200/1.02.00 11/11/2019 14:00:35 6/10



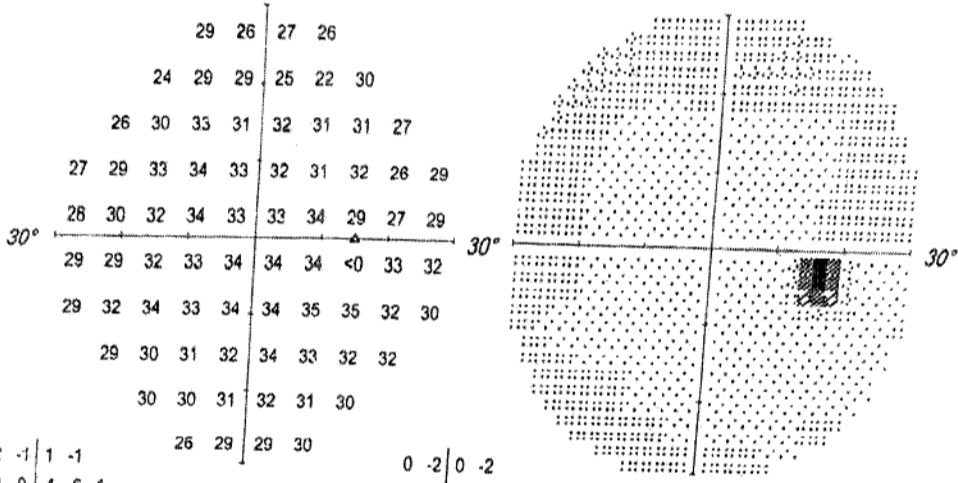
Patient: vldhyarhi, priyanka  
 Date of Birth: Jan 01, 1981  
 Gender: Female  
 Patient ID: 8953366185



Arihant Clinic and Netra Chikitsalaya  
 A-12, Kamla Nagar  
 07599163505

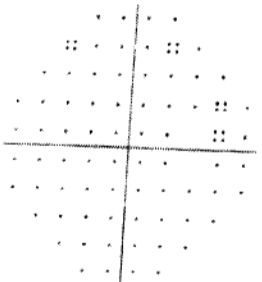
**OD Single Field Analysis Central 30-2 Threshold Test**

Fixation Monitor:	Gaze/Blind Spot	Stimulus:	III, White	Date:	Jan 29, 2010
Fixation Target:	Central	Background:	31.5 asb	Time:	12:30 AM
Fixation Losses:	0/15	Strategy:	SITA Standard	Age:	29
False POS Errors:	1%	Pupil Diameter:	5.3 mm *		
False NEG Errors:	5%	Visual Acuity:			
Test Duration:	06:32	Rx:	+0.00 DS		
Fovea:	36 dB				



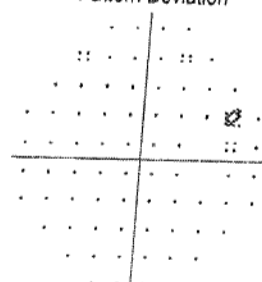
2	-1	1	-1						
-5	0	0	-4	-6	1				
-3	0	1	-1	0	1	0	-3		
-2	-1	2	1	0	-1	-1	0	-5	-2
-1	-1	0	0	-1	-1	1	-4	-2	
0	-2	0	-1	-1	0	1	1	1	
0	1	1	0	0	2	3	0	-1	
-1	-1	-1	-1	1	1	1	1		
0	0	0	1	0	-1				
-2	0	0	0						

Total Deviation



0	-2	0	-2						
-7	-1	-2	-5	-8	0				
-4	-1	0	-2	-1	-1	-1	-4		
-3	-2	0	0	-1	-2	-2	-1	-6	-3
-2	-2	-1	-1	-2	-2	-1	-5	-3	
-1	-3	-2	-2	-2	-1	0	0	0	
-1	0	0	-1	-1	-1	1	2	-1	-2
-2	-2	-2	-2	0	0	0	0		
-1	-2	-1	0	-1	-2				
-3	-1	-2	-1						

Pattern Deviation



GHT: Within Normal Limits

VFI: 99%  
 MD30-2: -0.25 dB  
 PSD30-2: 1.50 dB

:: P < 5%  
 ☒ P < 2%  
 ☒ P < 1%  
 ■ P < 0.5%

Comments: \_\_\_\_\_

Signature: \_\_\_\_\_



1  
 15  
 2

Acc R/E = -0.25 DS - 0.11



Patient: vidhyarathi, priyanka  
 Date of Birth: Jan 01, 1981  
 Gender: Female  
 Patient ID: 8953366185

Arhant Clinic and Netra Chikitsalaya  
 A-12, Kamla Nagar  
 07599163505

Central 30-2 Threshold Test

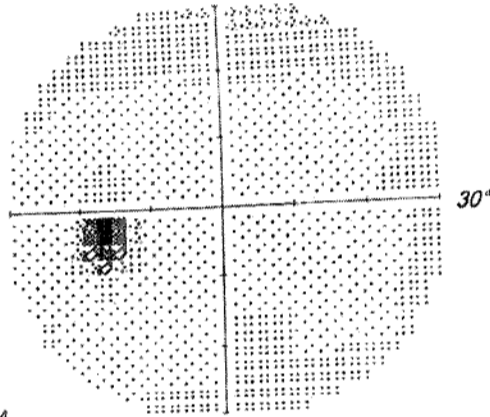
OS Single Field Analysis

Date: Jan 29, 2010  
 Time: 12:20 AM  
 Age: 29

Fixation Monitor: Gaze/Blind Spot  
 Fixation Target: Central  
 Fixation Losses: 15/15 XX  
 False POS Errors: 1%  
 False NEG Errors: 0%  
 Test Duration: 07:01  
 Fovea: 37 dB

Stimulus: III, White  
 Background: 31.5 asb  
 Strategy: SITA Standard  
 Pupil Diameter: 3.7 mm  
 Visual Acuity: Rx: +0.00 DS

		26	25	22	24						
		28	30	28	28	29	28				
		31	31	32	32	32	32	30			
		31	33	32	32	32	33	31	32	31	28
		32	31	29	34	33	33	33	33	30	27
30°		33	31	<0	34	34	33	34	32	32	28
		31	32	30	33	34	32	33	31	31	27
		31	32	32	31	30	31	31	31		
		23	32	32	30	30	29				
		28	29	27	29						



0	-1	-5	-3						
0	1	-1	-1	0	-1				
1	1	1	1	1	0	1	1		
1	2	1	0	-1	0	-1	1	0	-1
1	-1	1	-1	-1	-1	0	-1	-2	
2	0	0	0	-1	0	-1	1	-1	
0	0	-2	0	0	-2	-1	-1	0	-2
0	0	0	-1	-2	-1	0	1		
2	1	1	-1	-1	0				
-2	-1	-2	-1						

-1	-2	-6	-4						
-1	0	-2	-2	-1	-2				
0	0	0	0	0	0	0			
0	1	0	-1	-1	-1	-2	0	-1	-1
0	-2	0	-1	-2	-2	0	-2	-3	
1	-1	0	-1	-2	-1	-2	0	-2	
-1	-1	-3	-1	-1	-3	-2	-2	0	-3
-1	0	-1	-2	-3	-2	-1	0		
1	0	0	-2	-1	-1				
-3	-1	-3	-1						

Total Deviation


Pattern Deviation

GHT: Within Normal Limits

VFI: 100%  
 MD30-2: -0.24 dB  
 PSD30-2: 1.18 dB

\*\*\* Low Test Reliability \*\*\*

- :: P < 5%
- ◊ P < 2%
- ◻ P < 1%
- P < 0.5%



Comments

Signature



# ARIHANT CLINIC & EYE HOSPITAL

SUPERSPECIALTY EYE CARE CENTRE  
A-12, KAMLANAGAR, AGRA-5, PH: 0562-2580119, 7599163505

*World's best to every eye*

Dr. Manoj Gautam  
Retina, LASIK & Phaco Surgeon  
M.S., F.V.R.  
Regn No.: UPMC51030  
Up/AG/AL/2403

Previous affiliations-

- ◆ Aravind Eye Hospital, Pondicherry.
- ◆ Retina Institute of Karnataka, Bangalore
- ◆ Netramandir Eye Hospital, Mumbai.
- ◆ M M Joshi Eye Institute, Hubli.
- ◆ VEH & Research Centre, New Delhi.

Pt's Name :- Mrs. Priyanka Vidhyarthi Age:- 38 Sex:-M/F, Date:- 21/11/2018

CASH LESS  
MEDICLAIM Facility  
AVAILABLE

DE - Deite  
- Olds vitreous cells.

2x - nepasta / Novercald  
- 3Hd

- Refresh Regigel old. (R) (L)  
7 - 6Hd.

- Review 3 months / LOS.

*MP*

NCT < 14  
13

Vm < 616 - 1 - N16  
616 Blur - N16

RETINA. UVEA. REFRACTIVE SURGERY. LASIK. ICL. CATARACT. GLAUCOMA. ORBIT  
TIMINGS - 9A.M. TO 6 P.M., SUNDAY - CLOSED

NOT VALID FOR MEDICOLEGAL PURPOSE