



Discharge Summary

CRNO: 2019072147 Name: Shiv Narayan Jaiswal 70/ Y/M Department: Pulmonary Medicine
Unit: UNIT-1 Ward/Bed: B34B01 / GEN / 9
Admission No: ADM-201932383 Admitted on: 25-07-2019 13:33 Discharged on: 02-08-2019 11:44
Patient Type: Priority Consultant: Ajmal Khan Discharge Type: Normal Discharge
Correspond. Address: ,Ballia Distt. State Uttar Pradesh Pin No. Phone No +91-

DIAGNOSIS:

COPD
CAD
ACS-NSTEMI
ABPA
HYPERTENSION

HISTORY:

70 years male, case of ABPA with HTN was admitted in pulmonary medicine ICU with c/o:

- Increased Shortness of breath x 4 days
- Expectoration x 4 days
- Fever x 4 days

No h/o hemoptysis, loss of appetite, dryness of eyes & mouth, rashes, oral ulcer, photosensitivity, Reynaud's phenomenon and pedal edema.

PAST HISTORY:

No h/o HTN/ DM/ CAD/ BA/PTB.

Patient had an acute episode of chest pain on 23/1/19 after which he was evaluated outside and diagnosed as ACS (NSTEMI) and referred to department of Cardiology, SGPGI for further management. His Trop-T was 4.8. CART was done on 28/01/19 in which left coronary artery was not visualized and filling defect was seen in RCA. Patient was planned to be managed conservatively. Pulmonary consultation was taken in view of breathlessness and patient was transferred to Pulmonary Medicine ICU on 30/01/19

H/O Patient admission for coronary angiogram & possible revascularization in cardiology ward. ECG- SINUS TACHYCARDIA, RAE, LVH, RBBB, ST DEPRESSION IN V2-V6

ECHO- Distal IVS ,Apex, Apico anterior, anterior wall near akinetic. EF-40%

Operation Details

CART WAS DONE ON 28/01/2019

A-73604 C-83048

ON EXAMINATION:

Printed on 2-8-2019 11:43:47

Ajmal Khan Choudhary @ 172.10.31.23

Page 1 / 1



Discharge Summary

CRNO: 2019072147

Name: Shiv Narayan Jaiswal 70/ Y/M

Department: Pulmonary Medicine

Patient Conscious, Oriented.

PR: 86/min

RR: 24/min

BP: 150/88mm of Hg

Spo2: 91% on room air.

No pallor, icterus, clubbing, cyanosis, pedal edema, lymphadenopathy

SYSTEMIC EXAMINATION:

Respiratory system: B/L Rhonchi present.

CVS: S1 S2-Normal, no murmur

Abdomen: soft, non tender, no Organomegaly

CNS: Conscious, oriented

HOSPITAL COURSE:

Patient was admitted in pulmonary medicine ICU on 25/07/2019 in view of increased SOB. His routine investigations were sent which were within normal limit except raised TLC-13600 cells. He was started on IV antibiotics, bronchodilators, nebulizations, oxygen and other supportive measures. CXR was done which showed no new changes. His Urine culture and sputum culture were sterile. Cardiology consultation was taken for hypertension and advice followed. Trop-I was done which was negative. 2DECHO was done which showed CONC. LVH and grade 1 diastolic dysfunction. Patient gradually improved with the given treatment and repeat TLC was in normal range. Now patient is being discharged with following advice.

STATUS AT DISCHARGE:

Clinically Stable

ADVICE ON DISCHARGE:

- TAB LEVOFLOX 500 1 TAB OD FOR 5 DAYS —○
- CAP PANSAB DSR 1 CAP OD BBF — खाली पेट —○
- TAB. ECOSPRIN 75 MG OD —○
- TAB DEPLATT 75 MG OD —○
- TAB ATORVA 40 MG OD —○
- TAB CORALAN 5 MG BD —○
- TAB DYTOR PLUS 5 MG ONCE DAILY —○
- TAB FLAVEDON MR 1 TAB BD —○
- TAB TELMA 40 MG OD —○
- TAB.MONIT SR 30 MG BD —○
- TAB DOXOPHYLLINE 400 MG 1/2 TAB BD —○



Sanjay Gandhi Post Graduate Institute of Medical Sciences

Raebareli Road, Lucknow - 226 014, India

Discharge Summary

CRNO: 2019072147

Name: Shiv Narayan Jaiswal 70/ Y/M

Department: Pulmonary Medicine

MDI BUDAMATE 200 2 PUFFS BD WITH ZERO STAT VT SPACER

MDI TIATE 2 PUFFS OD WITH ZERO STAT VT SPACER

FUTURE PLAN:

Follow up in Pulmonary Medicine after 2 week with CXR/CBC/LFT/KFT on Wednesday/Friday/Saturday.

2019-07-25 14:33:32.823	CR X Ray Chest Bed Side		
2019-07-25 18:12:29.644	Echocardiography		
2019-07-25 21:54:56.04	CR X Ray Chest Bed Side		
2019-07-26 21:26:32.172	CR X Ray Chest Bed Side		
2019-07-27 20:50:17.408	CR X Ray Chest Bed Side		
2019-07-28 22:49:25.624	CR X Ray Chest Bed Side		
2019-07-29 21:46:31.427	CR X Ray Chest Bed Side		
2019-07-30 20:44:52.236	CR X Ray Chest Bed Side		
25/07/2019 06:12 PM	Echocardiography		
25/07/2019 09:54 PM	01. TLC	14.3	x1000/ul
25/07/2019 09:54 PM	05. PLT	150	x1000/cmm.
25/07/2019 09:54 PM	03. HGB	11.6	gm/dl
25/07/2019 09:54 PM	08. DLC		%
25/07/2019 09:54 PM	05. S. Creatinine	1.4	mg/dl
25/07/2019 09:54 PM	09. S. Sodium	130	mmol/L
25/07/2019 09:54 PM	10. S. Potassium	3.9	mmol/L
25/07/2019 09:54 PM	CR X Ray Chest Bed Side		
25/07/2019 09:54 PM	16. Bacterial Culture & Sensitivity (Routine Aerobic) - Sputum		
25/07/2019 09:55 PM	05. BACTEC (Aerobic) Bacterial Culture & sensitivity - Blood		
25/07/2019 10:26 PM	PROCALCITONIN BY CHEMILUMINESCENE	2.86	ng/ml
25/07/2019 02:33 PM	CR X Ray Chest Bed Side		
25/07/2019 02:33 PM	14. S. Bilirubin, Conjugated	0.35	mg/dl



Sanjay Gandhi Post Graduate Institute of Medical Sciences

Raebareli Road, Lucknow - 226 014 ,India

Discharge Summary

CRNO: 2019072147

Name: Shiv Narayan Jaiswal 70/ Y/M

Department: Pulmonary Medicine

Date/Time	Test Name	Value	Unit
25/07/2019 02:33 PM	(Method: Malloy-Evelyn) 13. S. Bilirubin, Total (Method: Malloy-Evelyn)	1.00	mg/dl
25/07/2019 02:33 PM	05. S. Creatinine (Method: Jaffe Kinetic)	1.59	mg/dl
25/07/2019 02:33 PM	09. S. Sodium (Method: ISE)	133	mmol/L
25/07/2019 02:33 PM	10. S. Potassium (Method: ISE)	4.5	mmol/L
25/07/2019 02:33 PM	11. S. Proteins, Total (Method: Biuret)	7.26	gm/dl
25/07/2019 02:33 PM	12. S. Albumin (Method: BCG)	4.70	gm/dl
25/07/2019 02:33 PM	01. Urine Examination, R/M		
25/07/2019 02:33 PM	15. S. AST (SGOT) (Method: IFCC without pyridoxal phosphate)	27	u/L
25/07/2019 02:33 PM	02. TLC	13.6	x1000/ul
25/07/2019 02:33 PM	16. S. ALT (SGPT) (Method: IFCC without pyridoxal phosphate)	40	u/L
25/07/2019 02:33 PM	03. DLC		
25/07/2019 02:33 PM	17. S. Alkaline Phosphatase (Method: DGKC)	283	u/L
25/07/2019 02:33 PM	02. Act. Partial Thromboplastin Time		
25/07/2019 02:33 PM	14. S. Magnesium (Method: Calamagite)	1.7	mg/dl
25/07/2019 02:33 PM	06. PLT	165	
25/07/2019 02:33 PM	01. HGB	13.5	
25/07/2019 02:33 PM	01. Prothrombin Time(PT)	12.6s(c=13.3s)inr=0.93	
25/07/2019 02:33 PM	Serum Calcium Ionised (Method: ISE)	1.20	mmol/L
25/07/2019 02:33 PM	S. Calcium (Total) (Method: Arsenazo 3)	8.7	mg/dl
25/07/2019 09:59 PM	BACTEC Fungal culture		

Printed on 27-07-2019 11:43:47

Admission Cardulary @ 172.10.31.23



Sanjay Gandhi Post Graduate Institute of Medical Sciences

Raebareli Road, Lucknow - 226 014 ,India

Discharge Summary

CRNO: 2019072147

Name: Shiv Narayan Jaiswal 70/ Y/M

Department: Pulmonary Medicine

26/07/2019 09:26 PM	01. TLC	12.0	x1000/ul
26/07/2019 09:26 PM	05. PLT	173	x1000/cmm.
26/07/2019 09:26 PM	03. HGB	11.8	gm/dl
26/07/2019 09:26 PM	05. S. Creatinine	1.1	mg/dl
26/07/2019 09:26 PM	13. S. Bilirubin, Total	0.3	mg/dl
26/07/2019 09:26 PM	16. S. ALT (SGPT)	29	u/L
26/07/2019 09:26 PM	15. S. AST (SGOT)	51	u/L
26/07/2019 09:26 PM	33. S. Calcium , Total & Ionised		mg/dl
26/07/2019 09:26 PM	09. S. Sodium	138	mmol/L
26/07/2019 09:26 PM	10. S. Potassium	3.7	mmol/L
26/07/2019 09:26 PM	CR X Ray Chest Bed Side		
27/07/2019 08:50 PM	CR X Ray Chest Bed Side		
27/07/2019 08:50 PM	14. S. Bilirubin, Conjugated (Method: Malloy-Evelyn)	0.46	mg/dl
27/07/2019 08:50 PM	13. S. Bilirubin, Total (Method: Malloy-Evelyn)	0.79	mg/dl
27/07/2019 08:50 PM	05. S. Creatinine (Method: Jaffe Kinetic)	0.92	mg/dl
27/07/2019 08:50 PM	09. S. Sodium (Method: ISE)	131	mmol/L
27/07/2019 08:50 PM	10. S. Potassium (Method: ISE)	3.6	mmol/L
27/07/2019 08:50 PM	11. S. Proteins, Total (Method: Biuret)	5.65	gm/dl
27/07/2019 08:50 PM	12. S. Albumin (Method: BCG)	3.85	gm/dl
27/07/2019 08:50 PM	15. S. AST (SGOT) (Method: IFCC without pyridoxal phosphate)	35	u/L
27/07/2019 08:50 PM	02. TLC	9.4	x1000/ul
27/07/2019 08:50 PM	16. S. ALT (SGPT) (Method: IFCC without pyridoxal phosphate)	28	u/L
27/07/2019 08:50 PM	03. DLC		
27/07/2019 08:50 PM	17. S. Alkaline Phosphatase	185	u/L

Printed On 27-07-2019 11:43:47

Admin@cmi.ac.in @ 172.10.31.23



Sanjay Gandhi Post Graduate Institute of Medical Sciences

Raebareli Road, Lucknow - 226 014 ,India

Discharge Summary

CRNO: 2019072147

Name: Shiv Narayan Jaiswal 70/ Y/M

Department: Pulmonary Medicine

Time	Test Name	Value	Unit
27/07/2019 08:50 PM	(Method: DGKC) 14. S. Magnesium (Method: Calamagite)	1.7	mg/dl
27/07/2019 08:50 PM	06. PLT	159	
27/07/2019 08:50 PM	01. HGB	10.7	
27/07/2019 08:50 PM	Serum Calcium Ionised (Method: ISE)	1.16	mmol/L
27/07/2019 08:50 PM	S. Calcium (Total) (Method: Arsenazo 3)	7.7	mg/dl
28/07/2019 10:49 PM	01. TLC	11.1	x1000/ul
28/07/2019 10:49 PM	05. PLT	178	x1000/cmm.
28/07/2019 10:49 PM	03. HGB	10.9	gm/dl
28/07/2019 10:49 PM	08. DLC		%
28/07/2019 10:49 PM	05. S. Creatinine	0.9	mg/dl
28/07/2019 10:49 PM	14. S. Bilirubin, Conjugated	0.4	mg/dl
28/07/2019 10:49 PM	13. S. Bilirubin, Total	0.6	mg/dl
28/07/2019 10:49 PM	17. S. Alkaline Phosphatase	68	u/L
28/07/2019 10:49 PM	16. S. ALT (SGPT)	42	u/L
28/07/2019 10:49 PM	15. S. AST (SGOT)	45	u/L
28/07/2019 10:49 PM	33. S. Calcium , Total & Ionised		mg/dl
28/07/2019 10:49 PM	09. S. Sodium	133.2	mmol/L
28/07/2019 10:49 PM	10. S. Potassium	3.4	mmol/L
28/07/2019 10:49 PM	CR X Ray Chest Bed Side		
28/07/2019 10:49 PM	14. S. Magnesium	2.22	
29/07/2019 09:46 PM	01. TLC	12.7	x1000/ul
29/07/2019 09:46 PM	05. PLT	210	x1000/cmm.
29/07/2019 09:46 PM	03. HGB	11.0	gm/dl
29/07/2019 09:46 PM	08. DLC		%
29/07/2019 09:46 PM	05. S. Creatinine	0.8	mg/dl
29/07/2019 09:46 PM	33. S. Calcium , Total & Ionised		mg/dl
29/07/2019 09:46 PM	09. S. Sodium	134	mmol/L



Sanjay Gandhi Post Graduate Institute of Medical Sciences

Raebareli Road, Lucknow - 226 014 ,India

Discharge Summary

CRNO:	Name:	Department:
2019072147	Shiv Narayan Jaiswal 70/ Y/M	Pulmonary Medicine
29/07/2019 09:46 PM	10. S. Potassium	3.4 mmol/L
29/07/2019 09:46 PM	CR X Ray Chest Bed Side	
29/07/2019 09:46 PM	14. S. Magnesium	2.37
30/07/2019 08:44 PM	01. TLC	16.4 x1000/ul
30/07/2019 08:44 PM	05. PLT	259 x1000/cmm.
30/07/2019 08:44 PM	03. HGB	11.4 gm/dl
30/07/2019 08:44 PM	08. DLC	%
30/07/2019 08:44 PM	05. S. Creatinine	0.8 mg/dl
30/07/2019 08:44 PM	17. S. Alkaline Phosphatase	88 u/L
30/07/2019 08:44 PM	33. S. Calcium , Total & Ionised	mg/dl
30/07/2019 08:44 PM	09. S. Sodium	139 mmol/L
30/07/2019 08:44 PM	10. S. Potassium	3.0 mmol/L
30/07/2019 08:44 PM	CR X Ray Chest Bed Side	
30/07/2019 08:44 PM	14. S. Magnesium	2.34
31/07/2019 07:25 AM	Glycosylated hemoglobin (HbA1c)	7.8 %

Prepared by
(DR Kashif)

Signature of Consultant

Department of Cardiology, SGPGIMS, Lucknow

ECHOCARDIOGRAPHY REPORT

Name: Shiv Narayan Jaeswal Age/Sex:
 CR No.: 2019072107 Ht/Wt: Date: 26/7/19

LV- ED: 45 ES: 25 IVS: 11 PW: 12 EDV: ESV: EF:
 RWMA: mild case LVH @ LV contractility

Right Ventricle: TAPSE:
 Right Atrium: 20
 Left Atrium: 35
 Inter Atrial Septum:
 Pericardium: 20
 Inter Ventricular Septum:
 Aorta: 2.8 Annulus:
 Mitral Valve:
 Tricuspid Valve: 20
 Aortic Valve: 20
 Pulmonary Valve:

PROVISIONAL

Colour Doppler		Doppler Study					TDI			
MR:	AR:	VP	PG	MG	EDG	PHT/AREA	e'	A'	S'	E/e'
MR: / NO	AR: / NO	MV	1.5				MV			
DS/PHT/EDG: /		AOV	1.2				Sep			
PR: /	PAEDP: /	TV					Lat			
TR: /	Vel.: 105	RVSP: /	PV							

Seq. Cham. Analysis:

Final Diagnosis: Mild case LVH & LV contractility @

Done by Dr. bhojprakash

Patient's Copy Deepthi

नोट:-कम्प्यूटराइज्ड रिपोर्ट मिलने तक इसे सुरक्षित रखें

SANJAY GANDHI POSTGRADUATE INSTITUTE OF MEDICAL SCIENCES, LUCKNOW

DEPARTMENT OF

Reg. No.

Name

Age/Sex

For OPD Patient :

Referring Doctor :

Department :

Hospital :

For SGPGI Ward Patient :

Referring Consultant :

Referring Dept. :

Ward No.

Bed No.

26/7
 Urine c/s - Sterile
 Blood c/s :-
 Sputum c/s :- Neg
 (26/7/19)
 Sputum fungal c/s -

INVESTIGATION CHART

Date of Admission.....Date of Operation.....Blood Group.....HbsAg.....

Diagnosis.....

Operative Procedure.....

Date	25/7/19	26/7/19	27/7/19	28/7/19	29/7	30/7			
Body Wt.									

Haematology

Hb	13.5	11.6	11.8	10.7	10.9	11.0			
TLC	13.6	14.3	12.0	9.4	11.1	12.7			
DLC	N89L6Sms	N82L13M		N88L7	N70L24	N88L10			
Platelet	165	150	173	159	178	210			
ESR									

Chemistry

Glucose F/R									
PP									
BUN/Urea									
Creatinine	1.51	1.4	1.1	0.92	0.9	0.8			
Na	133	130	138	131	133.2	134			
K	4.5	3.4	3.7	3.6	3.4	3.4			
my	1.7			1.7	2.27				
ca	8.7/1.2		9.0/4.5	7.7/1.16	8.6/4.3	8.6/4.3			

Bilirubin Total	1.0		0.3	0.79	0.6				
Direct	0.35			0.46	0.4				
Proteins Total	7.26			5.65					
Albumin	4.7			3.85					
SGOT/SGPT	27/40		51/29	35/28	45/42				
Alk Phosph	283			185	68				
Amylase									
P. T. Patient/Control	12.6								

G-9

0.43

APDL

29.41

SANJAY GANDHI POSTGRADUATE INSTITUTE OF MEDICAL SCIENCES, LUCKNOW

REQUISITION FORM FOR CONSULTATION

SHAN NARAYAN JAISWAL
60/01
2019 072147

Ward No. ICU

Bed No. 02

Department Pulmonary Medicine

Consultation required from

Cardiology	Urgent <input checked="" type="checkbox"/>
	Routine <input checked="" type="checkbox"/>

Diagnosis/Specific problem :

Patient Holo ABPA | admitted in exacerbation
Holo - CAD - NSTEMI | HTN. Kindly evaluate and opine.

Consultation/Opinion required in respect of :

Request Opinion only Opinion + Follow up Transfer

Date 25/7/19 Time 02:40 PM Signature [Signature] Designation [Signature]

Name

Report/Opinion of the consultant *

Date 25/7/19 Time Signature [Signature] Designation [Signature]

Name Dr. P. K. Ganguli

BP 95/60 Bp 272/170
* Use reverse side if required.
G-2

Holo NSTEMI | HTN
ABPA
↓
call if in Exacerbation & OPPI
No more cases found. [Signature]

INTENSIVE CARE UNIT FLOW CHART

Name / Bed No. : <i>shiv narayan SR (Day) :</i>	Problems Observed (Day Shift)	Problems Observed (Night Shift)
CR No. : <i>2019022147</i>	<i>ACOP / ABPA / CAPD - NSTEMI / HFN</i>	
Date : <i>3/02/19</i> Day of ICU :		SR (Night) :
Diagnosis :	Constt I/C :	
	Constt on Call :	

Medications	Day	Dosage	Timings	Consultant's Notes				
<i>Eq. Piptuz</i>	<i>D7</i>	<i>4.5 gram iv TDS</i>	<i>6-2-10</i>	Prescription : Fluids / Feeds / TPN : Mechanical Vent : Lab Investigation : Blood Products : Signature : <table border="1" style="width: 100%; border-collapse: collapse;"> <tr> <th style="width: 70%;">Procedure Done</th> <th style="width: 30%;">Time</th> </tr> <tr> <td> </td> <td> </td> </tr> </table>	Procedure Done	Time		
Procedure Done	Time							
<i>Eq. Targocid</i>	<i>D7</i>	<i>800mg iv OD</i>	<i>10am</i>					
<i>Eq. Pan</i>		<i>4mg iv OD</i>	<i>6am</i>					
<i>Eq. Ergomin</i>		<i>1000 vsc OD</i>	<i>6pm</i>					
<i>Eq. Hydrocort</i>		<i>100mg iv BD</i>	<i>10 - 10</i>					
<i>Heb - leoclin</i>		<i>4th hourly</i>	<i>6-10-2-6-10</i>					
<i>Spasmat</i>		<i>4th hourly</i>	<i>6-10-2-6-10</i>					
<i>Buckant</i>		<i>12th hourly</i>	<i>10 - 10</i>					
<i>tab. Escophin</i>		<i>25mg OD (HS)</i>	<i>10 10pm</i>					
<i>tab. Coralan</i>		<i>5mg 1tab OD</i>	<i>10 - 10 10pm</i>					
<i>tab. Naplate</i>		<i>75mg OD (HS)</i>	<i>10pm</i>					
<i>tab. Dylor plus</i>		<i>5mg OD</i>	<i>10am</i>					
<i>tab. Atorvas</i>		<i>40mg OD (HS)</i>	<i>10pm</i>					
<i>tab. Flasedan -mr</i>		<i>(35) 1tab BD</i>	<i>10 - 10</i>					
<i>tab. Manil -sr</i>		<i>90mg BD</i>	<i>10 - 10</i>					
<i>tab. Telna</i>		<i>4mg OD</i>	<i>10am 10pm</i>					
<i>Syr. amorphin</i>		<i>90mg MS</i>	<i>10pm</i>					



Sanjay Gandhi Post Graduate Institute of Medical Sciences

Raebareli Road, Lucknow - 226 014 ,India

Discharge Summary

CRNO: 2019072147 Name: Shiv Narayan Jaiswal 70/ Y/M Department: Pulmonary Medicine
Unit: UNIT-1 Ward/Bed: Cardiology Wing-A01(MICU) / GEN / 10
Admission No: ADM-201903802 Admitted on: 25-01-2019 12:10 Discharged on: 05-02-2019 18:25
Patient Type: Priority Consultant: Alok Nath Discharge Type: Normal Discharge
Correspond. Address: Ballia Distt. State Uttar Pradesh Pin No. Phone No +91-

DIAGNOSIS:

COPD

CAD

ACS-NSTEMI

HISTORY:

70 years male, was admitted in Pulmonary medicine ICU with c/o:

- Shortness of breath x 10 years.
- Cough with expectoration (on and off) x 6 years.

No h/o hemoptysis, fever, loss of appetite, dryness of eyes & mouth, rashes, oral ulcer, photosensitivity, Reynaud's phenomenon and pedal edema.

PAST HISTORY:

No h/o HTN/ DM/ CAD/ BA/PTB.

Patient had an acute episode of chest pain on 23/1/19 after which he was evaluated outside and diagnosed as ACS(NSTEMI) and referred to department of Cardiology, SGPGI for further management. His Trop-T was 4.8. CART was done on 28/01/19 in which left coronary artery was not visualized and filling defect was seen in RCA. Patient was planned to be managed conservatively. Pulmonary consultation was taken in view of breathlessness and patient was transferred to Pulmonary Medicine ICU on 30/01/19.

ON EXAMINATION:

Patient Conscious, Oriented.

PR: 68/min

RR: 24/min

BP: 140/66mm of Hg

Spo₂: 94% with 1 liter/min oxygen.

No pallor, icterus, clubbing, cyanosis, pedal edema, lymphadenopathy

SYSTEMIC EXAMINATION:

Printed on 5-2-2019 18:25:39

Abhinav Chaudhary @ 172.16.30.50

Page 1 / 3

25/07/19

Admission Notes

ck/B SR Pul, Med

Pt is H/o ABPA / CAD-NSTEMI / HTN is admitted c complaints of :-

- ↑ Shortness of Breath x 4 days
- Expectoration x 4 days
- fever x 4 days
- No H/o Pedal edema / chest Pain / Hemoptysis / loss of appetite / loss of wt
- No H/o DM.

Pt H/o ABPA on tab. Wysolone since 30/3/19.

30s
S.Ig = 1091

O/E - Patient conscious, oriented following verbal cueing
 SpO₂ - 91% Room air
 HR - 86/min
 BP - 150/88 mmHg
 RR - 24/min
 chest - B/c Rhonchi

ABG - 7.41 / 32 / 62 / 20.

Tropon I = 0.055

CRMB = 4.06

Plan

- Stat Lab Portine Invg.
- Chest X-RAY
- Cardiology consultation
- Sputum fungal H/S, culture
- Sputum Gram stain c/s Pyogenic
- S. Posaconazole
- Antibiotics +
- Nebulization +
- Steroids

[Signature]
25/7/19

Discharge Summary

CRNO: 2019072147

Name: Shiv Narayan Jaiswal 70/ Y/M

Department: Pulmonary Medicine

History & examination

This patient is nondiabetic, nonhypertensive, reformed smoker and chronic alcoholic, k/c/o COPD with h/o frequent exacerbations, with no family h/o CAD presented with prolonged resting chest pain and breathlessness on 23/01/2019 diagnosed elsewhere as ACS, NSTEMI, managed conservatively and referred for further management. H/o post MI angina present. No H/o syncope or palpitation.

O/E BP= 120/70, Pulse = 76 Bp/m, regular, JVP- Normal, CVS- S1,S2 normal, No S3/S4, no murmurs. R/S- NVBS present, b/l rhonchi, b/l fine crackles upto 10 cm from lung bases. Patient was admitted for coronary angiogram & possible revascularization.

ECG- SINUS TACHYCARDIA, RAE, LVH, RBBB, ST DEPRESSION IN V2-V6

ECHO- Distal IVS ,Apex,Apico anterior, anterior wall near akinetic. EF-40%

Operation Details

CART WAS DONE ON 28/01/2019

604 C-83048

Hospital Course- Uneventful.

Status at discharge – Stable

Future plan - Review with report.

Adv-

TAB.ECOSPRIN 75 MG 1 OD

TAB.BRILLINTA 90 MG BD

TAB EMBETA XR 25 MG 1 OD

TAB CARDACE 2.5 MG 1 OD

TAB AZTOR 40 MG 1 OD

TAB PANTOP (40) OD

TO COLLECT REPORTS FROM C BLOCK CARDIOLOGY OFFICE AFTER ONE WEEK

TO FOLLOW UP IN THE CARDIOLOGY OPD ON WENEDNESDAY WITH CART REPORT.

Prepared by

(Shashank Pandey)

Signature of Consultant

Discharge Summary

CRNO: 2019072147

Name: Shiv Narayan Jaiswal 70/ Y/M

Department: Pulmonary Medicine

Respiratory system: B/L VBS with rhochi present.

CVS: S1 S2-Normal, no murmur

Abdomen: soft, non tender, no Oraganomegaly

CNS: Conscious, oriented

HOSPITAL COURSE:

Patient was transferred to pulmonary medicine ICU on 30/01/2019 in view of breathlessness. His routine investigations were sent which were within normal limit. He was started on IV antibiotics, bronchodilators, nebulizations, oxygen and other supportive measures. CXR was done which showed no new changes. Cardiology consultation was taken for hypertension and advice incorporated. A CECT Thorax was done which showed central bronchiectasis .Serum IgE and Specific IgE for aspergillus fumigatus is awaited. He responded to treatment well. Vitals stable, Afebrile and is being discharged with following advice.

STATUS AT DISCHARGE:

Clinically Stable

ADVICE ON DISCHARGE:

TAB FARONEM 200MG 1 TAB BD FOR 5 DAYS

TAB LEVOFLOX 500 1 TAB OD FOR 5 DAYS

CAP PANSAB DSR 1 CAP OD BBF

T ECOSPRIN 75 MG OD

TAB DEPLATT 75 MG OD

TAB ATORVAS 40 MG OD

TAB CORALAN 5 MG BD

TAB FLAVEDON MR 1 TAB BD

TAB AMLONG 10 MG BD

TAB DOXOPHYLLINE 400 MG 1/2 TAB BD

MDI BUDAMATE 200 2 PUFFS BD WITH ZERO STAT VT SPACER

MDI TIATE 2 PUFFS OD WITH ZERO STAT VT SPACER

FUTURE PLAN:

Follow up in Pulmonary Medicine after 1 week with CXR/CBC/LFT/KFT on Wednesday/Friday/Saturday.

Follow up in Cardiology OPD

TRANSFER SUMMARY (CARDIOLOGY DEPT)

Diagnosis - CAD- ACS- NSTEMI (23/01/2019, PMIA+VE), NSR, MILD LV DYSFUNCTION P/W LVF (KILLIP CLASS III), COPD



Sanjay Gandhi Post Graduate Institute of Medical Sciences

Raebareli Road, Lucknow - 226 014 ,India

Discharge Bill Cum No Dues Certificate

Bill No. : REF-201905354

Status : IP

Bill Date : 05/02/2019 18:10

CR No. : 2019072147

Pt. A/C Type : CASH

Name : Shiv Narayan Jaiswal/70 Y/M

Ward : B34A01

Bed No. & Type : 10 General

D.O.A : 25/01/2019 12:10

D.O.D: 05/02/2019 18:08

Mobile No. : 7007661627

#	Date	Tariff Name	Account	Net Amount	Cr/Dr
1	25/01/2019 12:14	Receipt for (Admission Fees , Hospital Advance (MICU))	Cash Account	5100.00	Cr
2	25/01/2019 12:14	Admission Fees	Cash Account	100.00	Dr
3	25/01/2019 12:28	Bed Charges (GEN)	Cash Account	300.00	Dr
4	25/01/2019 12:28	HRF CHARGE-High	Cash Account	400.00	Dr
5	25/01/2019 12:29	CR X Ray Chest Bed Side	Cash Account	150.00	Dr
6	25/01/2019 12:41	20. S. LDH	Cash Account	35.00	Dr
7	25/01/2019 12:41	17. S. Alkaline Phosphatase (Method: DGKC)	Cash Account	35.00	Dr
8	25/01/2019 12:41	16. S. ALT (SGPT) (Method: IFCC without pyridoxal phosphate)	Cash Account	35.00	Dr
9	25/01/2019 12:41	15. S. AST (SGOT) (Method: IFCC without pyridoxal phosphate)	Cash Account	35.00	Dr
10	25/01/2019 12:41	14. S. Magnesium (Method: Calamagite)	Cash Account	55.00	Dr
11	25/01/2019 12:41	14. S. Bilirubin, Conjugated (Method: Malloy-Evelyn)	Cash Account	35.00	Dr
12	25/01/2019 12:41	13. S. Bilirubin, Total (Method: Malloy-Evelyn)	Cash Account	35.00	Dr
13	25/01/2019 12:41	12. S. Albumin (Method: BCG)	Cash Account	35.00	Dr
14	25/01/2019 12:41	11. S. Proteins, Total (Method: Biuret)	Cash Account	35.00	Dr
15	25/01/2019 12:41	10. S. Potassium (Method: ISE)	Cash Account	35.00	Dr
16	25/01/2019 12:41	09. S. Sodium (Method: ISE)	Cash Account	35.00	Dr
17	25/01/2019 12:41	08. S. Uric Acid (Method: Enzymatic)	Cash Account	35.00	Dr
18	25/01/2019 12:41	05. S. Creatinine (Method: Jaffe Kinetic)	Cash Account	55.00	Dr
19	25/01/2019 12:41	01. Urine Examination, R/M	Cash Account	35.00	Dr

All charges are inclusive of GST as applicable . GST No. is 09AAAU53913N1Z0

Printed on 5-2-2019 18:9:39

Mr. Amir Imam @ 172.16.30.30

Page 3 / 20

7/5/19

ABPA
CAD - NSTEMI
MTN

Pr conscious,
oriented

Pr is on V. Wyssolone
20mg 100

Clinically better

do cough + esp
(yellowish).

ref 30/2/19

Pr: 80/60
for 97% CAA

Adv

→ class: 4/2 VBS (+)
Crests (+)

- Repeat case

18/4/19

* Total g/e: 2000

- Urine 1R, 1L

g) (Oxid): TLC = 22,980 (N&P L8)

- Sputum cl.
- HbA1c
- C&T

Hb = 12.6

Vol

→ Wt/Wt = (N)

RATPK

15

No fever, chest pain,

Leucocytosis, Baring mechanism

11/5/19 BP:-

- No fever / Baring mechanism

- Sputum cl + sterile

- Urine cl + E coli (+) Nitrofur
Rifaz.

- Repeat Urine cl.

- TLC - 19.8

HbA1c = 6.1

25/5/19

RAT & WE

OSL



Sanjay Gandhi Post Graduate Institute of Medical Sciences

Raebareli Road, Lucknow - 226 014 ,India

Discharge Bill Cum No Dues Certificate

Bill No. : REF-201905354

Status : IP

Bill Date : 05/02/2019 18:10

CR No. : 2019072147

Pt. A/C Type : CASH

Name : Shiv Narayan Jaiswal/70 Y/M

Ward : B34A01

Bed No. & Type : 10 General

D.O.A : 25/01/2019 12:10

D.O.D: 05/02/2019 18:08

Mobile No. : 7007661627

#	Date	Tariff Name	Account	Net Amount	Cr/Dr
20	25/01/2019 12:41	09. Red cell indices	Cash Account	45.00	Dr
21	25/01/2019 12:41	08. RETIC	Cash Account	45.00	Dr
22	25/01/2019 12:41	07. RBC Count	Cash Account	35.00	Dr
23	25/01/2019 12:41	06. PLT	Cash Account	35.00	Dr
24	25/01/2019 12:41	05. Blood Film Morphology	Cash Account	35.00	Dr
25	25/01/2019 12:41	04. ESR	Cash Account	35.00	Dr
26	25/01/2019 12:41	03. DLC	Cash Account	35.00	Dr
27	25/01/2019 12:41	02. TLC	Cash Account	35.00	Dr
28	25/01/2019 12:42	02. HCT	Cash Account	35.00	Dr
29	25/01/2019 12:42	01. HGB	Cash Account	35.00	Dr
30	25/01/2019 12:42	01. Prothrombin Time(PT)	Cash Account	65.00	Dr
31	25/01/2019 12:42	Serum Calcium Ionised (Method: ISE)	Cash Account	65.00	Dr
32	25/01/2019 12:42	S.Urea_Bun (Method: Urease)	Cash Account	70.00	Dr
33	25/01/2019 12:42	S. Calcium (Total) (Method: Arsenazo 3)	Cash Account	35.00	Dr
34	25/01/2019 12:42	34. S. Phosphorus, Inorganic (Method: UV-Point final)	Cash Account	35.00	Dr
35	25/01/2019 13:48	Receipt for (Part Payment)	Cash Account	5000.00	Cr
36	25/01/2019 14:11	CLOPIDOGREL BISULFATE 75 MG TAB. (CLOPITAB)Tab75.0mg	Cash Account	92.40	Dr
37	25/01/2019 14:11	TONACT 40 MG TABTab40.0mg	Cash Account	15.34	Dr
38	25/01/2019 14:11	LMWX 60mg PFSPFS60.0mg	Cash Account	467.82	Dr
39	25/01/2019 14:11	BUDESONIDE RESPIRATOR SUSPENSION (RESPULES)0.0	Cash Account	105.70	Dr
40	25/01/2019 14:11	TAZILIN 4.5gm INJ.Vials4.5gm	Cash Account	306.39	Dr

Prices are inclusive of GST as applicable. GST No. is 09AAAJ3913N1Z0

Printed on 5/2/2019 18:9:39

Mr. Amir Imam @ 172.16.30.30

Page 4 / 20

29/5/19

ds/B ssc pch need

Δ ABPA on f. Wysolone

CAD - NSTEMI

HTN

Long 100

ref 30/3/19

Pr conscious, oriented

do facial puffiness

Sos on excretion

P: 70/40

Spo₂: 97% @ RA

pedal edema (+) (mild)

⊗ chem, AKU (+)
creats (+)

No do fever, chest pain,

leucopenia, purpura nicktation

1/15

Monocyte 2 bil

⊗ uric ds E. coli

Adv

→ uric ds is treated

→ Total Dye

→ BS F
PP

→ case

Roll

Review in Bronchology

room long

monif

Roll



Sanjay Gandhi Post Graduate Institute of Medical Sciences

Raebareli Road, Lucknow - 226 014 ,India

Discharge Bill Cum No Dues Certificate

Bill No. : REF-201905354 Status : IP Bill Date : 05/02/2019 18:10
 CR No. : 2019072147 Pt. A/C Type : CASH Name : Shiv Narayan Jaiswal/70 Y/M
 Ward : B34A01 Bed No. & Type : 10 General
 D.O.A : 25/01/2019 12:10 D.O.D: 05/02/2019 18:08 Mobile No. : 7007661627

#	Date	Tariff Name	Account	Net Amount	Cr/Dr
41	25/01/2019 14:11	PANTAPRAZOLE 40 MG INJ. (PANTAPIL) Vials40.0mg	Cash Account	9.94	Dr
42	25/01/2019 14:11	DISPOSABLE SURGEON KURTA PYJAMA (SUIT)	Cash Account	145.03	Dr
43	25/01/2019 14:11	THERMOMETER DIGITAL	Cash Account	63.61	Dr
44	25/01/2019 14:11	ABG-5 (ABG1+Na/K/Ca/Cl/Hb/Hct/So2%) (All Measured)& Lactate	Cash Account	72.70	Dr
45	25/01/2019 14:11	ABG-4	Cash Account	118.74	Dr
46	25/01/2019 16:05	MALE URINARY INCONTINENCE DEVICE (ROMSONS)	Cash Account	15.59	Dr
47	25/01/2019 17:34	BLOOD TEST - BNP VIALS (ALERE)	Cash Account	699.94	Dr
48	25/01/2019 17:34	BLOOD TEST - TROPONIN I+MYOGLOBIN+ CKMB (ALERE)	Cash Account	832.39	Dr
49	25/01/2019 18:18	DISP FULL FACE CPAP MASK (RT040) L/M/S SIZE	Cash Account	2743.99	Dr
50	25/01/2019 18:18	NEBULISER WITH "T" PIECE + TUBING FOR VENTILATOR (2605)	Cash Account	78.46	Dr
51	25/01/2019 18:18	ABG-5 (ABG1+Na/K/Ca/Cl/Hb/Hct/So2%) (All Measured)& Lactate	Cash Account	181.75	Dr
52	25/01/2019 21:23	14. Stat S. Potassium	Cash Account	50.00	Dr
53	25/01/2019 21:23	13. Stat S. Sodium	Cash Account	50.00	Dr
54	25/01/2019 21:23	06. Stat S. Creatinine	Cash Account	85.00	Dr
55	25/01/2019 21:23	04. Stat PLT	Cash Account	35.00	Dr
56	25/01/2019 21:23	02. Stat HGB	Cash Account	35.00	Dr
57	25/01/2019 21:23	01. Stat TLC	Cash Account	35.00	Dr

Prices are inclusive of GST as applicable. GST No. is 09AAAJ53913N120

Printed on 5-2-2019 18:9:39

Mr. Amir Imam @ 172.16.30.30

Page 5 / 20

30/5/19
 Adm → T. Dylor plus 1/2 tab OD. If remission
 - Endomedicare opinion → Total life = Anxiated → taper steroid
 - Case/As 5/PP - (A) → BP monitoring
 20/10

7/6/19

c/s / b SP - Pulm med

Δ → ADPA on Tab. wysolone 20mg OD
w.e.f 30/3/19.

CAD - NSTEMI

HTN & Benic purple

Total IgE [30/5/19] →
1091.1

clo ↓ cough

clo SOB on exertion

[↓ from previous episode]

O/E → re - B/LVBS.

Plan

→ Tab. steroids over
2 1/2 weeks

→ Tab. wysolone 15mg^{OD} x 3 weeks
+ 1b

Tab. wysolone 10mg^{OD} x 3 weeks
~~1b~~

- continue out of B

R/A Gaurdes
report



TIL → IR.3 [29/6/19]
BFM → NENC.
[28/5/19]

win c/s → sterile
28/5/19

Act
- CBC / LFT / s. sent
- serum IgE



Sanjay Gandhi Post Graduate Institute of Medical Sciences

Raebareli Road, Lucknow - 226 014 ,India

Discharge Bill Cum No Dues Certificate

Bill No. : REF-201905354 Status : IP Bill Date : 05/02/2019 18:10
CR No. : 2019072147 Pt. A/C Type : CASH Name : Shiv Narayan Jaiswal/70 Y/M
Ward : B34A01 Bed No. & Type : 10 General
D.O.A : 25/01/2019 12:10 D.O.D: 05/02/2019 18:08 Mobile No. : 7007661627

#	Date	Tariff Name	Account	Net Amount	Cr/Dr
58	26/01/2019 08:07	LACTULOSE 100 ML SYP.(LACTOPIL)0.0	Cash Account	64.18	Dr
59	26/01/2019 09:23	LMWX 60mg PFSPFS60.0mg	Cash Account	467.82	Dr
60	26/01/2019 09:23	PANTAPRAZOLE 40 MG INJ. (PANTAPIL) Vials40.0mg	Cash Account	9.94	Dr
61	26/01/2019 09:23	TAZILIN 4.5gm INJ.Vials4.5gm	Cash Account	306.39	Dr
62	26/01/2019 09:51	CR X Ray Chest Bed Side	Cash Account	150.00	Dr
63	26/01/2019 09:51	CR X Ray Chest Bed Side	Cash Account	150.00	Dr
64	26/01/2019 11:34	DIAPERS ADULT (LARGE)	Cash Account	111.60	Dr
65	26/01/2019 11:34	UNDER PAD SHEET (MATTEY) 60x90 CM	Cash Account	93.35	Dr
66	26/01/2019 21:40	Bed Charges (GEN)	Cash Account	300.00	Dr
67	26/01/2019 21:40	HRF CHARGE-High	Cash Account	400.00	Dr
68	26/01/2019 23:34	14. Stat S. Potassium	Cash Account	50.00	Dr
69	26/01/2019 23:34	13. Stat S. Sodium	Cash Account	50.00	Dr
70	26/01/2019 23:34	06. Stat S. Creatinine	Cash Account	85.00	Dr
71	26/01/2019 23:34	04. Stat PLT	Cash Account	35.00	Dr
72	26/01/2019 23:34	02. Stat HGB	Cash Account	35.00	Dr
73	26/01/2019 23:34	01. Stat TLC	Cash Account	35.00	Dr
74	27/01/2019 09:23	Receipt for (Part Payment)	Cash Account	3000.00	Cr
75	27/01/2019 10:30	Clexane 60 Mg PFSPFS60.0mg	Cash Account	947.70	Dr
76	27/01/2019 16:22	Ultrasound Whole Abdomen	Cash Account	360.00	Dr
77	27/01/2019 20:48	PANTAPRAZOLE 40 MG INJ. (PANTAPIL) Vials40.0mg	Cash Account	9.94	Dr
78	27/01/2019 21:29	01. Urine Examination, R/M	Cash Account	35.00	Dr
79	27/01/2019 21:29	10. S. Potassium (Method: ISE)	Cash Account	35.00	Dr

The prices are inclusive of GST as applicable . GST No. is 09AAAJ53913N120

Printed on 5 2 2019 18:9:39

Mr. Amir Imam @ 172.16.30.30

Page 6 / 20



Sanjay Gandhi Post Graduate Institute of Medical Sciences

Raebareli Road, Lucknow - 226 014 ,India

Discharge Bill Cum No Dues Certificate

Bill No. : REF-201905354 Status : IP Bill Date : 05/02/2019 18:10
CR No. : 2019072147 Pt. A/C Type : CASH Name : Shiv Narayan Jaiswal/70 Y/M
Ward : B34A01 Bed No. & Type : 10 General
D.O.A : 25/01/2019 12:10 D.O.D: 05/02/2019 18:08 Mobile No. : 7007661627

#	Date	Tariff Name	Account	Net Amount	Cr/Dr
00	27/01/2019 21:29	09. S. Sodium (Method: ISE)	Cash Account	35.00	Dr
01	27/01/2019 21:29	05. S. Creatinine (Method: Jaffe Kinetic)	Cash Account	55.00	Dr
02	27/01/2019 21:29	03. S. Glucose (R) (Method: GOD-POD)	Cash Account	35.00	Dr
03	27/01/2019 21:29	06. PLT	Cash Account	35.00	Dr
04	27/01/2019 21:29	03. DLC	Cash Account	35.00	Dr
05	27/01/2019 21:29	02. TLC	Cash Account	35.00	Dr
06	27/01/2019 21:29	01. HGB	Cash Account	35.00	Dr
07	27/01/2019 21:39	Bed Charges (GEN)	Cash Account	300.00	Dr
08	27/01/2019 21:39	HRF CHARGE-High	Cash Account	400.00	Dr
09	28/01/2019 09:21	Receipt for (Part Payment)	Cash Account	5000.00	Cr
10	28/01/2019 10:41	Levoflox Infusion 500mg/100ml InfusionInfusion500.0mg/100ml	Cash Account	33.00	Dr
11	28/01/2019 10:41	TAZOBACTUM+PIPERACILLIN 2.250GM INJ. (PIPZO)0.0	Cash Account	288.99	Dr
12	28/01/2019 10:41	BUDESONIDE RESPIRATOR SUSPENSION (RESPULES)0.0	Cash Account	105.70	Dr
13	28/01/2019 11:51	INCENTIVE SPIROMETER (MEDICISER)	Cash Account	104.50	Dr
14	28/01/2019 15:57	Receipt for (Part Payment)	Cash Account	50000.00	Cr
15	28/01/2019 18:05	Coronary angiography	Cash Account	1680.00	Dr
16	28/01/2019 18:36	Miscellaneous charges (M1)	Cash Account	800.00	Dr
17	28/01/2019 18:36	DISPOSABLE CAMERA COVER	Cash Account	97.50	Dr
18	28/01/2019 18:36	MANIFOLD TWO WAY (SURGIFOLD) (ALSPL)	Cash Account	298.91	Dr
19	28/01/2019 18:36	ANGIO SYRINGE (10/12 ML) (ALSPL)	Cash Account	274.00	Dr
20	28/01/2019 18:36	ANGIOGRAPHIC DRAPE (FEMORAL) (PMED)	Cash Account	311.36	Dr

All prices are inclusive of GST as applicable. GST No. is 09AAAJ53913N170

Printed on 5-2-2019 18:9:39

Mr. Amir Imam @ 172.16.30.30

Page 7 / 20



Sanjay Gandhi Post Graduate Institute of Medical Sciences

Raebareli Road, Lucknow - 226 014 ,India

Discharge Bill Cum No Dues Certificate

Bill No. : REF-201905354

Status : IP

Bill Date : 05/02/2019 18:10

CR No. : 2019072147

Pt. A/C Type : CASH

Name : Shiv Narayan Jaiswal/70 Y/M

Ward : B34A01

Bed No. & Type : 10 General

D.O.A : 25/01/2019 12:10

D.O.D: 05/02/2019 18:08

Mobile No. : 7007661627

#	Date	Tariff Name	Account	Net Amount	Cr/Dr
101	28/01/2019 18:36	HIGH PRESSURE CONNECTING TUBE 200 CM AD-LINE HP (ALSPL)	Cash Account	502.85	Dr
102	28/01/2019 18:36	DISPOSABLE SURGICAL GOWN (MEDIBLUE)	Cash Account	327.08	Dr
103	28/01/2019 18:36	ARTERIAL SHEATH RADIAL ACCESS SHEATH (RADIFOCUS INTRODUCER II)(ACE CARDIOPATHY)	Cash Account	1103.90	Dr
104	28/01/2019 18:36	ANGIOGRAPHY CATHETER 5F ALL SHAPES & LENGTH (OPTITORQUE /OUTLOOK)(ACE CARDIOPATHY)	Cash Account	1468.30	Dr
105	28/01/2019 18:36	GUIDE WIRE TEFLON COAT TERUMO .035 J - 150CM (RADIFOCUS) (ACE)	Cash Account	1103.66	Dr
106	28/01/2019 18:36	DIAGNOSTIC ANGIOGRAPHY WIRE .035" 260CM EXCHANGE (SURGIWIRE) (ALSPL)	Cash Account	373.63	Dr
107	28/01/2019 18:36	Beparine 25000iu Inj	Cash Account	134.93	Dr
108	28/01/2019 18:36	Visipaque 320 mg 100 ml Inj	Cash Account	2073.66	Dr
109	28/01/2019 20:19	Beparine 25000iu InjInj25000.0IU	Cash Account	269.86	Dr
110	28/01/2019 20:19	Metagard-CR 35 mg TabTab35.0mg	Cash Account	26.30	Dr
111	28/01/2019 20:19	Clarbact 500 mg TabTab500.0mg	Cash Account	107.70	Dr
112	28/01/2019 20:35	DISPOSABLE SURGEON KURTA PYJAMA (SUIT)	Cash Account	145.03	Dr
113	28/01/2019 21:37	Bed Charges (GEN)	Cash Account	300.00	Dr
114	28/01/2019 21:37	HRF CHARGE-High	Cash Account	400.00	Dr
115	29/01/2019 10:23	TAZOBACTUM+PIPERACILLIN 2.250GM INJ. (PIPZO)0.0	Cash Account	288.99	Dr
116	29/01/2019 10:23	Levoflox Infusion 500mg/100ml	Cash Account	66.00	Dr

The prices are inclusive of GST as applicable, GST No. is 09AAAJ53913N1Z0

Printed on 5-2-2019 18:5:39

Mr. Amir Imam @ 172.16.30.30

Page 8 / 20



Sanjay Gandhi Post Graduate Institute of Medical Sciences

Raebareli Road, Lucknow - 226 014 ,India

Discharge Bill Cum No Dues Certificate

Bill No. : REF-201905354 Status : IP Bill Date : 05/02/2019 18:10
CR No. : 2019072147 Pt. A/C Type : CASH Name : Shiv Narayan Jaiswal/70 Y/M
Ward : B34A01 Bed No. & Type : 10 General
D.O.A : 25/01/2019 12:10 D.O.D: 05/02/2019 18:08 Mobile No. : 7007661627

#	Date	Tariff Name	Account	Net Amount	Cr/Dr
		InfusionInfusion500.0mg/100ml		179.50	Dr
117	29/01/2019 10:23	Clarbact 500 mg TabTab500.0mg	Cash Account	35.00	Dr
118	29/01/2019 20:34	10. S. Potassium (Method: ISE)	Cash Account	35.00	Dr
119	29/01/2019 20:34	09. S. Sodium (Method: ISE)	Cash Account	55.00	Dr
120	29/01/2019 20:34	05. S. Creatinine (Method: Jaffe Kinetic)	Cash Account	35.00	Dr
121	29/01/2019 20:34	03. S. Glucose (R) (Method: GOD-POD)	Cash Account	35.00	Dr
122	29/01/2019 20:34	06. PLT	Cash Account	35.00	Dr
123	29/01/2019 20:34	03. DLC	Cash Account	35.00	Dr
124	29/01/2019 20:34	02. TLC	Cash Account	35.00	Dr
125	29/01/2019 20:34	01. HGB	Cash Account	300.00	Dr
126	29/01/2019 21:36	Bed Charges (GEN)	Cash Account	400.00	Dr
127	29/01/2019 21:36	HRF CHARGE-High	Cash Account	46.20	Dr
128	29/01/2019 22:02	CLOPIDOGREL BISULFATE 75 MG TAB. (CLOPITAB)Tab75.0mg	Cash Account	150.00	Dr
129	30/01/2019 09:43	CR X Ray Chest Bed Side	Cash Account	48.60	Dr
130	30/01/2019 10:16	DOXOFYLLINE 400 MG. TABTab400.0mg	Cash Account	33.00	Dr
131	30/01/2019 10:16	Levoflox Infusion 500mg/100ml InfusionInfusion500.0mg/100ml	Cash Account	288.99	Dr
132	30/01/2019 10:16	TAZOBACTUM+PIPERACILLIN 2.250GM INJ. (PIPZO)0.0	Cash Account	300.00	Dr
133	30/01/2019 21:37	Bed Charges (GEN)	Cash Account	400.00	Dr
134	30/01/2019 21:37	HRF CHARGE-High	Cash Account	50.00	Dr
135	30/01/2019 22:03	14. Stat S. Potassium	Cash Account	50.00	Dr
136	30/01/2019 22:03	13. Stat S. Sodium	Cash Account		

The prices are inclusive of GST as applicable . GST No. is 09AAAJ53913N1Z0

Printed on 5-2-2019 18:9:39

Mr. Amir Imam @ 172.16.30.30

Page 9 / 20

SANJAY GANDHI POSTGRADUATE INSTITUTE OF MEDICAL SCIENCES, LUCKNOW

DEPARTMENT OF

Reg. No.

Name

Age/Sex

Shiv Narayan Jaiswal

For OPD Patient :

Referring Doctor :

Department :

Hospital :

For SGPGI Ward Patient :

Referring Consultant :

Referring Dept. :

Ward No.

Mls sputum - moderate G

Few GMC seen

Sputum APB:-

Sputum c/s :

urine c/s : yeast like

Blood c/s:

Sputum fungal c/s:

budding yeast cells

Pseudohyphae

INVESTIGATION CHART

Date of Admission.....Date of Operation.....Blood Group.....HbsAg.....

Diagnosis.....

Operative Procedure.....

Date	25/1/19	26/1	27/1	28/1	30/1/19	31/1/19	1/2/19	2/2/19	5/2	4/2
Body Wt.										

Haematology

Hb	14.4		13.9	14.9	12	12.2	12.7	13	12	11.7
TLC	16.6		8.6	12.5	7	10.2	10.1	16.8	16.9	15.8
DLC	Neg	LGE				MGLM		MGLM	(88/8)	(88/9)
Platelet	134		157		168	219	258	280	269	229
ESR		NCNC								

Chemistry Uric acid 13.2

Glucose F/R										
PP										
BUN/Urea										
Creatinine	2.55	3.37	2.75	1.79	1.3	1.4	1.2	1.1	1.17	
Na	139		139	139	139	136	141	136	139	
K	5.5		3.8	4.7	4.3	3.8	3.7	3.9	4.2	
Ca	8.9					8.8/4.4	8.5/4.3	8.1/4.0		
mg	2.2									

Bilirubin Total	0.96					0.7	0.8	0.7		
Direct	0.26					0.3	0.2	0.2		
Proteins Total	7.3					6.4	6.5	6.7		
Albumin	4.5					3.7	3.7	3.9		
SGOT/SGPT	122/55					75/47	156/142	90/89		
Alk Phosph	231					70	84	83		
Amylase										
P. T. Patient/Control	13.3					12.5				

G-9

Urine R/M $\left\{ \begin{array}{l} G. \\ P. \\ \text{Granular cast} \\ \text{Budding yeast (+)} \end{array} \right.$

HR CT. dub

INTENSIVE CARE UNIT FLOW CHART

Name / Bed No. : Shiv Nanyan SR (Day) :

CR No. : 2019072147

SR (Night) :

Date : 31/1/19 Day of ICU: D2

Constt I/C :

Diagnosis :

Constt on Call :

Problems Observed (Day Shift)

status with AR & fecal
CAD.
COPD & T2DM

Problems Observed (Night Shift)

1/2/19

Medications	Day	Dosage	Timings	Consultant's Notes
ING Piptaz	D0	1g 120mg IVTDS	10am - 10pm	Prescription : 6-2-10 Fluids / Feeds / TPN : Mechanical Vent : 6 Lab Investigation : 6-2-10 Blood Products : Signature :
ING lenaflox	D5	500mg 1200	10am	
ING Pan		40mg 1200	6am	
ING Hydruent		100mg 1200	10am - 10pm	
ING Heparin		5000 8x 1200	6-12 - 10pm	
Tab Escabrin		75mg OD	10pm	
✓ Tab Deplatt		75mg OD	10am	
Tab Atorvas		40mg OD	10am	
✓ Tab Sandost Coralan		5mg 1200	10am - 10pm	
ING Lixip		20mg 1200	10am	
Tab flavonoid. ml		1200	10am - 10pm	STAT Drug with Time
✓ Tab Doxobid		400mg 1200	10am - 10pm	
Med Duolin		6mg	6-12 - 6-12	6-12-6-12
Med. Budesat		1.0mg 1200	10am - 10pm	inj KCl 60mEq @ 5ml
Syp. Expect B		10 4TDS	6-12 - 10pm	6-2-10

Intake / output chart
 6-12 6-12

28/1/19

c/s/b 3P- Pulm read

70/11

c/o SOB ↑. 5 days.
MMRC grade III → IV
Dyspnea +
Cough, Fever, COLD, wheeze +
Chest pain +

NOPI → c/o SOB ∴ by ears; insidious in onset, gradually progressive, no seasonal variations observed

⊕ EMDI (Icst+LABA)

Past H/O → PTB⁻ | BA⁻ | CAD⁻ | CVA⁻ | HTN⁻ | DM⁻

Personal H/O c/o ↓ Appetite Ex Smoker +
weight loss → 10 kg in 6 months [stopped 5 years back]
Active Tobacco smoker +

c/o ↓ micturition,
⊖ Bladder habits

O/E → PR - 119/min
SpO₂ 95% ER A
RR - 20-24/min
RS → 3/CVBS + wheeze +

AM - AE COPD, E CAD

PT was evaluated for above symptoms → Trop T +ve → referred to

Cardiology / SG PGT

Trop I → 4.80
CK-MB - 15.6
BNP - 865
MYO > 500

CART → received severe diffuse disease

- was on pul 10050ml/day
7, 8 ribs post, left
H/O trauma in 2002

Base line ABG → not available.

VBG on 28/1/19 @ 9:00 AM
pH - 7.35
pCO₂ - 63.7
pO₂ - 46.8
HCO₃ - 36.3
Na⁺ - 158
K⁺ - 2.99 (decreased)

29/01/19

TFR

C/C/B re Pulmonary Medicine

4% NSTEMI COPD

Patient previously seen on 20/01/19 & history noted.

O/E, Patient conscious, oriented.

HR → 76/min
SpO₂ → 98% on RA

O/A, B/L VRS ⊕
Rhechi ⊕
Wheezes ⊕ (Monophonic).

Piptaz
levofloxacin
clarithromycin

PH → 74.29
PO₂ → 40.7
PO₂ → 49.3
HCO₃ → 31.9
SO₂ → 76.7%
pO₂ → 1.51

e/o/w Dr. Mansi Gupta Mam.

Adv:- CECT Throat.

- best CST.
- Epw 2 reports.

30/01/19

Patient reviewed & informed to Dr. Mansi Gupta.

O/E → Pt. conscious, oriented.

HR → 70/min
SpO₂ → 100% on BLO₂

O/A, B/L VRS ⊕
Rhechi ⊕

S. Cr → 1.2
currently available in Delhi

Adv:- If CECT can't be done due to ↑ creatinine. Kindly get a NECT done.

X

SANJAY GANDHI POST GRADUATE INSTITUTE OF MEDICAL SCIENCES

Rae Bareilly Road, Lucknow - 226014

Department of Radiodiagnosis

Name	SHIV NARAYAN JAIN-VR	CR Number	2019072147
Age	70	Date	27/01/2019
Gender	m	Radiology Number	

RENAL ULTRASOUND

Indication: NOT MENTIONED ON ACQUISITION FORM
Findings:


<u>RIGHT KIDNEY</u>	<u>LEFT KIDNEY</u>
Size (Length x width in cm): 9.6 x 3.8	Size (Length x width in cm): 9.7 x 4.0
Morphology: (R)	Morphology: (R)
Cortical Echotexture: (R)	Cortical Echotexture: (R)
Corticomedullary Differentiation (CMD): maintained	Corticomedullary Differentiation (CMD): maintained
Calculi: Absent	Calculi: Absent
Hydronephrosis: No	Hydronephrosis: no

URINARY BLADDER: Partially distended

PROSTATE AND SEMINAL VESICLES / UTERUS AND ADIPSON: Inadequate distension
of bladder limits ascertainment

Impression:
B/L Kidneys are unremarkable

Name and Signature of Radiologist





ADMISSION AND DISCHARGE FORM

Reg. No.
Name
Age/Sex

2019072147
शिवशंकर चौधरी
1975
मेलिया

For OPD Patient :
Referring Doctor :
Department :
Hospital :
For SGPGI Ward Patient :
Referring Consultant :
Referring Dept. :
Ward No.....Bed No.....

Advance Receipt No. Date Amount Rs.

Date & Time of Admission Date & Time of Discharge Hospital Days

Provisional Diagnosis			TCD Code
			L-5
Final Diagnosis (in Block Letters)			C-23048
			A-73604
Associated diseases and complications			28-1-19.
Surgical Procedure (if any)			

Discharge With medical advice LAMA
 Absconded Any other reason

Patient died Under 48 hours of admission Autopsy
 Over 48 hours of admission Yes No

Cause of death
(in Block Letters)

Direct Cause.....

Antecedent Cause.....
(Related to cause of death)

Other significant conditions.....
(Contributing to death)

Signature Resident Consultant/HOD

SANJAY GANDHI POSTGRADUATE INSTITUTE OF MEDICAL SCIENCES, LUCKNOW

Shiv Narayan, 70M
2019 072147

Department	Unit/Consultant
Cardiology	↓ Dr. Anil Kumar Sin

Referring Doctor/Hospital:

Name:

Address:

Date 25/1/19 History

do Severe SOB } 2 days ago.
Chest pain (Resting)

Pt is a dc smoker, dc alcohol consumer. A/w
& do sudden onset severe SOB on 23/1/19
along w diffuse, non-radiating chest pain
for which he consulted elsewhere, was diagnosed
as ACS (NSTEMI), managed conservatively &
left to SCOP for further Mx. (Imp-T tre)

- DM ⊖
- HTN ⊖
- MI ⊖
- CVA ⊖
- BKID ⊖
- Bleeding ⊖
- Alcohol Consumer x 10yrs
- dc Smoker - Quit 4yrs ago.
- COPD ⊕

Treatment History

Past History No frequent exacerbations of
COPD every year. But pt gives no prev h/o Rest Angina,
AOC, Presyncope, Syncope or palpitations.

Personal/Social/Family History

31/1/19

Central line Insertion Notes

- Under USG guidance, under LA and all aseptic precautions

Ⓡ 13U cannulated - a triple lumen catheter, antegrade and retrograde blood flow checked, line secured and fixed - suture.

Opening CUP:

No Post procedure complications seen

Advice - chest X-RAY

31/1/19

3/2/19

Δ COPD | CAD | ACS (NSTEMI) | HTN.

o/s | SR Pulmonary medicine

pt stable

No fresh complaints

TICs 16,900.

T. amlodipine 5mg po

Total IgE }
Aep-specific IgE } Ⓡ

Adv

to as per chart.



Sanjay Gandhi Post Graduate Institute of Medical Sciences

Raebareli Road, Lucknow - 226 014 ,India

Discharge Summary

CRNO: 2019072147 Name: Shiv Narayan Jaiswal 70/ Y/M Department: Pulmonary Medicine
Unit: UNIT-1 Ward/Bed: B34B01 / GEN / 9
Admission No: ADM-201932383 Admitted on: 25-07-2019 13:33 Discharged on: 02-08-2019 11:44
Patient Type: Priority Consultant: Ajmal Khan Discharge Type: Normal Discharge
Correspond. Address: ,Ballia Distt. State Uttar Pradesh Pin No. Phone No +91-

DIAGNOSIS:

COPD
CAD
ACS-NSTEMI
ABPA
HYPERTENSION

HISTORY:

70 years male, case of ABPA with HTN was admitted in pulmonary medicine ICU with c/o:

- Increased Shortness of breath x 4 days
- Expectoration x 4 days
- Fever x 4 days

No h/o hemoptysis, loss of appetite, dryness of eyes & mouth, rashes, oral ulcer, photosensitivity, Reynaud's phenomenon and pedal edema.

PAST HISTORY:

No h/o HTN/ DM/ CAD/ BA/PTB.

Patient had an acute episode of chest pain on 23/1/19 after which he was evaluated outside and diagnosed as ACS (NSTEMI) and referred to department of Cardiology, SGPGI for further management. His Trop-T was 4.8. CART was done on 28/01/19 in which left coronary artery was not visualized and filling defect was seen in RCA. Patient was planned to be managed conservatively. Pulmonary consultation was taken in view of breathlessness and patient was transferred to Pulmonary Medicine ICU on 30/01/19

H/O Patient admission for coronary angiogram & possible revascularization in cardiology ward. ECG- SINUS TACHYCARDIA, RAE, LVH, RBBB, ST DEPRESSION IN V2-V6

ECHO- Distal IVS ,Apex, Apico anterior, anterior wall near akinetic. EF-40%

Operation Details

CART WAS DONE ON 28/01/2019

A-73604 C-83048

ON EXAMINATION:

Printed on 27-07-2019 11:45:47

Adminiv Chaudhary @ 17/2/19, 11:43

Page 1 / 1

DIAGNOSTIC REPORT



SRL
Diagnostics

CLIENT CODE : C000005343

CLIENT'S NAME AND ADDRESS :
SPARSH BLOOD COLLECTION CENTRE
SHANTI NAGAR, JAIL ROAD, ANUMPA NURSING HOME
JAIL ROAD,
RAEBAREILLY 229001
UTTAR PRADESH INDIA
0535-2209353 7084669406

SRL LIMITED
B-1/12, VIPUL KHAND, GOMTINAGAR
LUCKNOW, 226010
UTTAR PRADESH, INDIA
Tel : 0522 4412121, 4428378, Fax : 0522 - 406 2980
CIN - U74899PB1995PLC045956
Email : customercare.lucknow@srl.in

PATIENT ID : SHIVM431462950

PATIENT NAME : SHIV NARAYAN

ACCESSION NO : 0024SK008343 AGE : 70 Years SEX : Male DATE OF BIRTH :

DRAWN : 18/11/2019 15:10 RECEIVED : 19/11/2019 12:22 REPORTED : 19/11/2019 14:09

REFERRING DOCTOR : DR. C/O SGPGI

CLIENT PATIENT ID :

Test Report Status	Final	Results	Biological Reference Interval	Units
--------------------	-------	---------	-------------------------------	-------

KIDNEY PANEL - 1

SERUM BLOOD UREA NITROGEN

BLOOD UREA NITROGEN 9 8 - 23 mg/dL
METHOD : GLDH / UREASE

CREATININE, SERUM

CREATININE 1.80 High 0.80 - 1.30 mg/dL
METHOD : JAFFE KINETIC METHOD

Comments

RESULT RECHECKED, KINDLY CORRELATE CLINICALLY.

BUN/CREAT RATIO

BUN/CREAT RATIO 5.00 5.00 - 15.00
METHOD : CALCULATED PARAMETER

URIC ACID, SERUM

URIC ACID 8.3 High 3.5 - 7.2 mg/dL
METHOD : URICASE/CATALASE UV

TOTAL PROTEIN, SERUM

TOTAL PROTEIN 6.0 Low 6.4 - 8.2 g/dL
METHOD : BIURET

ALBUMIN, SERUM

ALBUMIN 3.0 Low 3.4 - 5.0 g/dL
METHOD : BCP DYE BINDING

* GLOBULIN

GLOBULIN 3.0 2.0 - 4.1 g/dL
METHOD : CALCULATED PARAMETER

ELECTROLYTES (NA/K/CL), SERUM

SODIUM 134 Low 136 - 145 mmol/L
METHOD : INDIRECT POTENTIOMETRY

POTASSIUM 4.23 3.50 - 5.10 mmol/L
METHOD : INDIRECT POTENTIOMETRY

CHLORIDE 100 98 - 107 mmol/L
METHOD : INDIRECT POTENTIOMETRY

Interpretation(s)

SERUM BLOOD UREA NITROGEN-Causes of Increased levels


Pre renal

- High protein diet, Increased protein catabolism, GI haemorrhage, Cortisol, Dehydration, CHF Renal
- Renal Failure

Post Renal

- Malignancy, Nephrolithiasis, Prostatism

DIAGNOSTIC REPORT



SRL
Diagnostics

Cert. No. MC-2947

CLIENT CODE : C000005343

CLIENT'S NAME AND ADDRESS :
SPARSH BLOOD COLLECTION CENTRE
SHANTI NAGAR, JAIL ROAD, ANUMPA NURSING HOME
JAIL ROAD,
RAEBAREILLY 229001
UTTAR PRADESH INDIA
0535-2209353 7084669406

SRL LIMITED
B-1/12, VIPUL KHAND, GOMTINAGAR
LUCKNOW, 226010
UTTAR PRADESH, INDIA
Tel : 0522 4412121, 4428378, Fax : 0522 - 406 2980
CIN - U74899PB1995PLC045956
Email : customercare.lucknow@srl.in

PATIENT NAME : SHIV NARAYAN

PATIENT ID :

ACCESSION NO : 0024SK012433 AGE : 70 Years SEX : Male

DATE OF BIRTH :

DRAWN : 29/11/2019 00:00 RECEIVED : 30/11/2019 10:20

REPORTED : 30/11/2019 12:28

REFERRING DOCTOR : DR. MANISH MISHRA

CLIENT PATIENT ID :

Test Report Status	Final	Results	Biological Reference Interval	Units
--------------------	-------	---------	-------------------------------	-------

KIDNEY PANEL - 1

SERUM BLOOD UREA NITROGEN

BLOOD UREA NITROGEN 13 8 - 23 mg/dL
METHOD : GLDH / UREASE

CREATININE, SERUM

CREATININE 1.20 0.80 - 1.30 mg/dL
METHOD : JAFFE KINETIC METHOD

BUN/CREAT RATIO

BUN/CREAT RATIO 10.83 5.00 - 15.00
METHOD : CALCULATED PARAMETER

URIC ACID, SERUM

URIC ACID 6.5 3.5 - 7.2 mg/dL
METHOD : URICASE/CATALASE UV

TOTAL PROTEIN, SERUM

TOTAL PROTEIN 7.2 6.4 - 8.2 g/dL
METHOD : BIURET

ALBUMIN, SERUM

ALBUMIN 3.9 3.4 - 5.0 g/dL
METHOD : BCP DYE BINDING

*** GLOBULIN**

GLOBULIN 3.3 2.0 - 4.1 g/dL
METHOD : CALCULATED PARAMETER

ELECTROLYTES (NA/K/CL), SERUM

SODIUM 132 Low 136 - 145 mmol/L
METHOD : INDIRECT POTENTIOMETRY

POTASSIUM 4.65 3.50 - 5.10 mmol/L
METHOD : INDIRECT POTENTIOMETRY

CHLORIDE 95 Low 98 - 107 mmol/L
METHOD : INDIRECT POTENTIOMETRY

Comments

RESULT RECHECKED FOR ELECTROLYTES , KINDLY CORRELATE CLINICALLY.

URINALYSIS

COLOR PALE YELLOW

APPEARANCE SLIGHTLY HAZY

PH 7.0 4.7 - 7.5
METHOD : DIPSTICK

Sanjay Gandhi Post Graduate Institute of Medical Sciences

Raebareli Road, Lucknow - 226 014 ,India



Department of Pathology

Lab Name: Clinical Chemistry

CRNo: 2019072147

Status: OP

Unit: UNIT-1

Department: Pulmonary Medicine

Name: Shiv Narayan Jaiswal 70 Y / M

Lab Id: L150405111900444

Specimen: Blood - Plain

Consultant: Zia Hashim

Collected On: Nov 5, 2019 12:44 PM

Test Name	Result	Unit	Reference Range
05. S. Creatinine	1.4	mg/dl	.5-1.6
11. S. Proteins, Total	6.7	g/dL	6-8.4
12. S. Albumin	4.0	g/dL	3.5-5.5
13. S. Bilirubin, Total	0.6	mg/dl	.1-1.3
14. S. Bilirubin, Conjugated	0.2	mg/dl	0-.4
15. S. AST (SGOT)	32 ✓	u/L	5-40
16. S. ALT (SGPT)	14 ✓	u/L	5-40
17. S. Alkaline Phosphatase	88	u/L	35-150

Reported Date: Nov 6, 2019 11:30 AM

Reported By: Priyanka Srivastava

Dr. Nidhi Awasthi, MD
Pathologist

CONDITIONS OF LABORATORY TESTING & REPORTING

1. It is presumed that the test sample belongs to the patient named or identified in the test requisition form.
2. All Tests are performed and reported as per the turnaround time stated in the SRL Directory of services (DOS).
3. SRL confirms that all tests have been performed or assayed with highest quality standards, clinical safety & technical integrity.
4. A requested test might not be performed if:
 - a. Specimen received is insufficient or inappropriate
 - b. Incorrect specimen type
 - c. Request for testing is withdrawn by the ordering doctor or patient
 - d. There is a discrepancy between the label on the specimen container and the name on the test requisition form
5. The results of a laboratory test are dependent on the quality of the sample as well as the assay technology.
6. Result delays could be because of uncontrolled circumstances. e.g. assay run failure.
7. Tests parameters marked by asterisks are excluded from the "scope" of NABL accredited tests. (If laboratory is accredited).
8. Laboratory results should be correlated with clinical information to determine Final diagnosis.
9. Test results are not valid for Medico- legal purposes.
10. In case of queries or unexpected test results please call at SRL customer care (Toll free: 1800-222-000). Post proper investigation repeat analysis may be carried out.

SRL Limited
Fortis Hospital, Sector 62, Phase VIII,
Mohali 160062



SANJAY GANDHI POSTGRADUATE INSTITUTE OF MEDICAL SCIENCES

Rae Bareli Road, Lucknow- 226 014

Name... Shiv Narayan CR. No.

Diagnosis.....

Investigations Ordered

- Hematology
- Coagulation
- Cl. Chemistry
- Urinalysis & Fluids
- Cytology
- Bacteriology
- Serology
- Plain X-ray
- Ultrasound
- CT
- MRI
- Nuclear Medicine
- Immunology
- Medical Genetics
- Endocrinology
- GI Endoscopy

Others

-
-
-
-

Rx

- Tab Claribid (500) 100
60 x 52
- Tab Ecospin 75mg 100
- Tab Deplat 75mg 100
- Tab Atova 40mg 100
- Tab Cosalan 3mg 100
- Tab Dyfor plus 1/2 tab 00
- Tab Flaredon MR 1 tab 00
- Tab Telma 40mg 100
- Tab Mont. 80 30mg 100
- Tab Doxopalline 400 1/2 00

Next Appointment on..... at..... An

Cap PANJAB 012 100 00
(Signature)



INSTITUTE OF MEDICAL SCIENCES
POSTGRADUATE

- MBI Prudamate (200) 2 puff

MD i space

- MBI Qiate 2 puff on i
(9)

Space

- Revital vt space

- Ncb i formosol ref sos

Duolin ref sos

HA SW

@ slo

27/8/19

07/09/19

CST

Hu after 6 am c

F. J. E. R. P. A.

9/11/19

Rev 16/11/19

↓



SANJAY GANDHI POSTGRADUATE INSTITUTE OF MEDICAL SCIENCES

Rae Bareli Road, Lucknow- 226 014

Name..... CR. No.

Diagnosis..... *Shiv Narayan Jaiswal 2019072147*

Investigations Ordered

- Hematology
- Coagulation
- Cl. Chemistry
- Urinalysis & Fluids
- Cytology
- Bacteriology
- Serology
- Plain X-ray
- Ultrasound
- CT
- MRI
- Nuclear Medicine
- Immunology
- Medical Genetics
- Endocrinology
- GI Endoscopy

Others

-
-
-
-

R

~~X~~ *P. Wysolone 20mg 1 OD*
ASHT

- *P. Septran DS 1 tab MD*

- *P. Shideal 500 1 tab MD*

~~X~~ *P. Ecosprin 75mg 1 OD*

~~X~~ *P. Deplat 75mg 1 OD*

- *P. Atorvas 40mg 1 OD*

~~X~~ *P. Coralan 5mg 1 BD*

~~X~~ *P. Flavendon MR 1 BD*

- *P. Anlay 10mg 1 BD*

Next Appointment on.....at.....in

(Signature)

X MDI FORMONIDE (200) 2 puffs OD

FORMONIDE

Spacer

X MDI Iprat (9) 2 puffs OD

Spacer

2.

-- Cap PANSAZ DSR (Cap OD)

(*) -- i. Dytos plus 1/2 tabs OD
AB/E

PIAT WIK
i reports

Vol 1

- Hematology
- Coagulation
- Urinalysis & Fluids
- Chemistry
- Serology
- Plain X-ray
- Pathology
- Microbiology
- Nuclear Medicine
- Immunology
- Medical Genetics
- Endocrinology
- GI Endoscopy



SANJAY GANDHI POSTGRADUATE INSTITUTE OF MEDICAL SCIENCES

Rae Bareli Road, Lucknow- 226 014

Name..... CR. No.

Diagnosis..... Shiv Narayan 2019072147

Investigations Ordered

- Heamatology
- Coagulation
- Cl. Chemistry
- Urinalysis & Fluids
- Cytology
- Bacteriology
- Serology
- Plain X-ray
- Ultrasound
- CT
- MRI
- Nuclear Medicine
- Immunology
- Medical Genetics
- Endocrinology
- GI Endoscopy

R

Adv

- T. Swich w (325)
1 tab BD x 5d

- T. Azee (500) 100
x 5d

- T. Hydrocortone 20mg
100

- T. Septran DS 1 AD

- Cap PANSAZ DSR 1

Cap OD B/B/H

Next Appointment on.....at.....in

- Cap Chemical 1 cap OD
(Signature)

Others

-
-
-
-

- P. Escopin 7mg 100

- P. Deplatt 7mg 100

- P. Atvas 4mg 100

- P. Coralan 5mg 100

- P. Flavedon MR 100

- P. Andong 1mg 100

- MDI Budechol (200) 2puff

MDI spacer

- MDI Pionist (90) 2puff

MDI spacer

RA 1WK
on Saturday

@

11/5/19

CSP

210 29/5/19



SANJAY GANDHI POSTGRADUATE INSTITUTE OF MEDICAL SCIENCES

Rae Bareli Road, Lucknow- 226 014

आत्मना सर्वो जितः

Name..... Shri Narayan Jainmal CR. No.

Diagnosis..... 2019 07 147

Investigations Ordered

- Hematology
- Coagulation
- Cl. Chemistry
- Urinalysis & Fluids
- Cytology
- Bacteriology
- Serology
- Plain X-ray
- Ultrasound
- CT
- MRI
- Nuclear Medicine
- Immunology
- Medical Genetics
- Endocrinology
- GI Endoscopy

Others

- Adv
- S.I.G.E
-
-

R

- T. Myselone 20 mg ¹⁰⁰ _{ABF}
- Cap. Panab 10 SR 100 _{ABF}
- Tab Septan 0.5 Tab _{A/D}
- Tab Enelval 50 mg _{BD}
- T. Eusepion 75 mg _{OD}
- T. Replat 75 mg _{OD}
- T. Atornas 40 mg _{OD}
- T. Civalan 5 mg _{BD}
- T. Flowedon MR 1 _{BD}
- T. Anlong 10 mg _{BD}

Next Appointment on..... at..... in

(Signature)

MDI Budamate 200 2 puff 200 11-11

MDI Tiate 200 2 puff 200 11-11

via sekretat VT epau

RIA 6 weeks

~~Flam~~

cap. foveol 200 100
post

top 200 100

top level 200 100

top level 200 100

top level 200 100

top level 200 100

top level 200 100

top level 200 100

top level 200 100

top level 200 100

- Investigation Order
- Hematology
- Coagulation
- Chemistry
- Immunology & Serology
- Pathology
- Parasitology
- Histology
- Microbiology
- Radiology
- X-ray
- Pathology
- CT
- MRI
- Nuclear Medicine
- Immunology
- Medical Genetics
- Endocrinology
- (Laboratory)


2.1.2

11/11/11

Date : 20-Mar-2020 Ref.No : 31 Centre : K.Main Centre
 Name : Mr. S.N. JAISWAL (ID K02/MP) Age : 70 Yrs.
 Ref.By : Dr. MANISH MISHRA MD DCARD(PGDCC)FICR Sex : Male

Test	Patient Value	Ref. Range
COMPLETE BLOOD COUNT (By 7 Part Diff. Cell Counter)		
Haemoglobin	11.1 gm/dl	12 - 17
Total Leucocyte Count (TLC)	9380 Cells/cu.mm.	4000 - 11000
Differential Leukocyte Count (DLC)		
Polymorphs	63 %	40 - 70
Lymphocytes	16 %	20 - 45
Eosinophils	12 %	1 - 6
Monocytes	09 %	1 - 10
Basophils	00 %	< 1 - 2
Platelet	2.30	1.5 - 4.5 Lakhs /Cu .m.m.
RBCs	3.36 mil./Cu.mm.	3.8 - 5.5
PCV	33.8 %	36 - 50
MCV	88.8 fl	70 - 100
MCH	33.2 pg	27 - 34
MCHC	37.4 g/dl	29 - 35
RDW	13.7 %	8 - 16
PDW	11.7 fL	10 - 17
MPV	9.9 fl	6 - 14
PCT	0.270 %	0.08 - 1.0

(COMPLETE BLOOD COUNT done By Fully Automated 7 Part Diff. Cell Counter BC 6200)



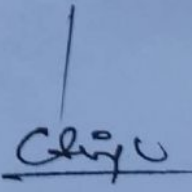
Dr. C.B. Singh
M.D. (Path.)



Date : 20-Mar-2020 Ref.No : 31 Centre : K.Main Centre
 Name : Mr. S.N. JAISWAL (ID K02/MP) Age : 70 Yrs.
 Ref.By : Dr. MANISH MISHRA MD DCARD(PGDCC)FICR Sex : Male

Test	Patient Value	Ref. Range
Plasma Glucose Random	85.6 mg %	60 - 150
Serum Urea	31.4 mg%	15 - 40
Serum Creatinine	1.28 mg%	0.7 - 1.4
LIVER FUNCTION TEST :		
	**	
Serum Bilirubin Total	0.88 mg%	< 1.0
Serum Bilirubin Direct	0.54 mg%	< 0.7
Serum Bilirubin Indirect	0.34 mg %	0.2 - 0.7
SGPT	28.4 IU/L	Up To 45
SGOT	31.5 IU/L	Up To 35
Serum Alkaline Phosphatase	89.4 U/L	40 - 130
Serum Sodium (Na+)	134.31 meq/l	135 - 155
Serum Potassium (K+)	4.33 meq/l	3.5 - 5.5
TYPHOID ELISA (Rapid Card Test)		
Typhoid IgG	POSITIVE	
Typhoid IgM	POSITIVE	

NOTE : Rapid card test screening may give false positive or false negative results due to various factors. In case of any discrepancy further confirmatory test should be done.


Dr. C.B. Singh
 M.D. (Path.)

Date : 19-Apr-2020 Ref.No : 52
 Name : Mr. S.N JAISWAL (ID K04/MP)
 Ref.By : Dr. BEERBAL MD


Centre : K.Main Centre
 Age : 71 Yrs.
 Sex : Male

Test	Patient Value	Ref. Range
Serum Sodium (Na ⁺)	137.5 meq/l	135 - 155
Serum Potassium (K ⁺)	4.51 meq/l	3.5 - 5.5
Serum Calcium	9.11 mg%	8.4 - 10.2



RRPC

EXPERIENCE . BETTER . CARE



Dr. C.B. Singh
 M.D. (Path.)



- ④ T.S. Fl. 200 - MR 257 da da
- ⑤ 27 Amlopas 500 mg 1/2
- ⑥ 27 Monit r2 song 1/2
- ⑦ 27 Doxbanic xD 1/2
- ⑧ c. Esufic LI Over 2yr 1/2
- ⑨ 1. Ebant M 1/2
- ⑩ 50 Multivit 20 4
- ⑪ 27 2edacet cv 200 mg 1/2
- 27 Dolo 600 mg 1/2 [from 10/2/2020]
- SP Conx U 20 4

T. order MD
17/20
1/2

Patient in + MonP

20/9/2020

HB = 11.1
TLC = 9800 - E = 12
PC = 230
EPI 2 85-6
U = 31.4
Cr = 1.20
m = 134.2

Adm
Admin
1/2

- ① ② ③ ④ ⑤ ⑥ ⑦
- ⑧ ⑨ ⑩
- ⑪ T. xefPod 0
- T. Dolo 600 mg 1/2
- SP Conx 1/2 4

T. order MD
17/20
1/2

04/20



Provisional Admission Slip



CR No : **2019072147**

Name : Shiv Narayan Jaiswal M/70 Yrs

Consultant : Ajmal Khan Unit: UNIT-1

Ward : B34B01 Bed No: 2

Bed Type : POP

Advance Required : 10100 **Rs**